

AGING OF DUE AND DEMANDABLE OBLIGATIONS  
As of December 31, 2018

Department : State Universities and Colleges  
 Agency : University of the Philippines System  
 Operating Units : System  
 Organization Code (UACS) : 08-008-00-00000  
 Funding Source Code (as clustered): 101  
 (e.g. Old Fund Code: 101,102, 151)

Name of Creditor	Obligation Request			AGING OF DUE AND DEMANDABLE OBLIGATIONS						Remarks		
	Number	Date	Amount	Amount	90 days & below	91 to 180 days	181 to 270 days	271 to 360 days	Beyond 360 days			
											1	2
Philippine International Trading Corporation	01-18-12-0801	December 2018	5,000,000.00	5,000,000.00	5,000,000.00							
Philippine International Trading Corporation	01-18-12-0802	December 2018	5,000,000.00	5,000,000.00	5,000,000.00							
Philippine International Trading Corporation	01-18-12-0803	December 2018	5,000,000.00	5,000,000.00	5,000,000.00							
Philippine International Trading Corporation	01-18-12-0804	December 2018	5,000,000.00	5,000,000.00	5,000,000.00							
Philippine International Trading Corporation	01-18-12-0805	December 2018	15,000,000.00	15,000,000.00	15,000,000.00							
ACS DEVELOPMENT AND PROPERTY MANAGERS INC.	01-17-11-0198	November 2017	23,246,000.00	23,246,000.00								23,246,000.00
Pronet Systems Integrated Network Solution, Inc.	01-16-08-0567	August 2016	492,600.01	492,600.01								492,600.01
eUP	01-16-08-0569	August 2016	6,500,000.00	6,500,000.00								6,500,000.00
Marstech Unlimited Solution	01-16-08-0570	August 2016	10,308,020.97	10,308,020.97								10,308,020.97
eUP	01-16-08-0571	August 2016	2,500,000.00	2,500,000.00								2,500,000.00
eUP	01-16-08-0573	August 2016	4,424,500.00	4,424,500.00								4,424,500.00
Pronet Systems Integrated Network Solution, Inc.	01-16-08-0574	August 2016	3,366,033.26	3,366,033.26								3,366,033.26
eUP	01-16-08-0577	August 2016	1,500,000.00	1,500,000.00								1,500,000.00
Pronet Systems Integrated Network Solution, Inc.	01-16-08-0578	August 2016	29,774,147.02	29,774,147.02								29,774,147.02
FEDERAL BUILDER INC	01-16-12-0938	December 2016	78,914,737.65	78,914,737.65								78,914,737.65
BGC	01-16-12-0939	December 2016	24,917,150.00	24,917,150.00								24,917,150.00
eUP	01-16-12-0942	December 2016	2,415,000.00	2,415,000.00								2,415,000.00
A.HAE COLISEUM	01-16-12-0969	December 2016	10,000,000.00	10,000,000.00								10,000,000.00
BF Corporation	01-16-12-0970	December 2016	66,000,000.00	66,000,000.00								66,000,000.00
iServe Customer Management Solutions Inc.	01-16-12-0971	December 2016	134,000,000.00	134,000,000.00								134,000,000.00
A.C. ONG CONSULTING INC.	01-16-12-0972	December 2016	2,662,978.70	2,662,978.70								2,662,978.70
A.HAE COLISEUM	01-15-12-1047	December 2015	3,896,123.40	3,896,123.40								3,896,123.40
S.C. MEGAWORLD CONSTRUCTION AND DEVELOPMENT CORPORAT	01-13-12-0796	December 2013	3,703,491.60	3,703,491.60								3,703,491.60
A.C. ONG CONSULTING INCORPORATED	01-13-12-0797	December 2013	12,764.79	12,764.79								12,764.79
DBM PROCUREMENT SERVICE	01-13-12-0868	December 2013	18,350,046.55	18,350,046.55								18,350,046.55
DBM PROCUREMENT SERVICE	01-13-12-0896	December 2013	8,112,140.72	8,112,140.72								8,112,140.72
Arce Bailon Arce Associates	15-06-1698	01/06/2015	1,273,438.95	1,273,438.95								1,273,438.95
Rogenox Cons. & Supply Corp.	15-12-4278	01/12/2015	26,033,051.22	26,033,051.22								26,033,051.22
Weather Tech Refrigeration & Aircon Co.	15-12-4276	01/12/2015	5,520,551.60	5,520,551.60								5,520,551.60
Weather Tech Refrigeration & Aircon Co.	15-12-4276	01/12/2015	1,600,000.00	1,600,000.00								1,600,000.00
RC De Villa Construction & Devt Corp	15-12-4275	01/12/2015	246,535.60	246,535.60								246,535.60
Weather Tech Refrigeration & Aircon Co.	15-12-4276	01/12/2015	5,176,524.60	5,176,524.60								5,176,524.60
Enrique Olonan & Associates	17-10-3681	01/10/2017	1,000,000.00	1,000,000.00								1,000,000.00
PITC	17-12-4565	01/12/2017	22,000,000.00	22,000,000.00								22,000,000.00
Mechanics Cons. Corp.	18-10-3301	08/10/2018	1,657,323.79	1,657,323.79		1,657,323.79						
PITC	18-10-3500	18/10/2018	5,000,000.00	5,000,000.00				5,000,000.00				
PHILIPPINE INTERNATIONAL TRADING CORPORATION (PITC)	18-12-4410	20/12/2018	3,342,676.21	3,342,676.21		3,342,676.21						
A.C. Ong Consulting, Inc.	101-15-060238	11/06/2015	1,535,508.80	307,101.76		307,101.76						
A.C. Ong Consulting, Inc.	101-15-080396	26/08/2015	820,960.00	164,192.00		164,192.00						
Better Component, Inc.	101-15-120915	31/12/2015	2,066,559.00	160,000.00		160,000.00						
Caresystem Technology Solutions Co., Inc.	101-17-060691	27/06/2017	2,807,506.37	561,501.27		561,501.27						
DM Briones Construction Enterprises Inc.	101-15-100604	22/10/2015	360,000.00	72,000.00		72,000.00						
Vaxx Marketing Corp.	101-18-111617	13/11/2018	34,560.00	34,560.00		34,560.00						
Mustard Seeds Systems Corp.	101-18-101449	26/10/2018	42,000.00	42,000.00		42,000.00						
NR Eustaquio Enterprises, Inc.	101-18-101346	17/10/2018	108,000.00	108,000.00		108,000.00						
Philblanc Company	101-18-101450	29/10/2018	54,000.00	54,000.00		54,000.00						
Prince Educational Supply	101-18-111581	12/11/2018	75,000.00	75,000.00		75,000.00						
Progress Home Office Furnishings	101-18-111684	06/11/2018	62,000.00	62,000.00		62,000.00						
Xavier Interior Resource	101-18-101356	19/10/2018	109,050.58	109,050.58		109,050.58						
Yana Chemodities, Inc.	101-17-122442	29/12/2017	926,650.00	926,650.00		926,650.00						
Pronet Systems Integ	12-1543	26/12/2013	1,595,546.56	1,595,546.56								1,595,546.56
AA Masong Construction	12-1489	26/12/2013	47,883,941.65	47,883,941.65					14,365,182.50			33,518,759.16
I-Shop Computer Service Corp	12-1617	27/12/2013	148,550.00	148,550.00								148,550.00

AGING OF DUE AND DEMANDABLE OBLIGATIONS  
As of December 31, 2018

Department : State Universities and Colleges  
 Agency : University of the Philippines System  
 Operating Units : System  
 Organization Code (UACS) : 08-008-00-00000  
 Funding Source Code (as clustered): 101  
 (e.g. Old Fund Code: 101,102, 151)

Name of Creditor	Obligation Request			AGING OF DUE AND DEMANDABLE OBLIGATIONS						Remarks
	Number	Date	Amount	Amount	90 days & below	91 to 180 days	181 to 270 days	271 to 360 days	Beyond 360 days	
				5	6	7	8	9	10	
1	2	3	4	5	6	7	8	9	10	11
Mandaue Foam Ind.	12-1654	22/12/2014	150,000.00	150,000.00					150,000.00	
Sato Glass	12-1660	22/12/2014	9,660.00	9,660.00					9,660.00	
Microdata System and Mngt. Corp.	12-1669	22/12/2014	12,600.00	12,600.00					12,600.00	
MJ Auto ID Corp	12-1681	22/12/2014	22,000.00	22,000.00					22,000.00	
Maqueserg Construction & Gen. Mds.	12-1723	19/12/2014	2,693,488.38	2,693,488.38					2,693,488.38	
Maximax Systems	12-1310	18/12/2015	1,783.64	1,783.64					1,783.64	
Diamond Interiors	12-1318	18/12/2015	675,138.09	675,138.09					675,138.09	
Kima Glass Suppy Co., Inc.	12-1336	18/12/2015	21,140.00	21,140.00					21,140.00	
San Narciso Builders Corporation	12-1345	18/12/2015	555,761.10	555,761.10					555,761.10	
Dakay Const. and Dev. Corp.	12-6020	20/12/2015	54,246,815.67	54,246,815.67			54,246,815.67			
Dakay Const. and Dev. Corp.	12-2818-16	10/31/17	7,207,645.00	7,207,645.00			7,207,645.00			
Spring Events And Productions Group Inc	3406	01/03/2016	549,000.00	549,000.00			549,000.00			
Jvs Audio System	3395	31/03/2016	12,000.00	12,000.00				12,000.00		
Indentrade	3393	06/09/2016	241,509.00	241,509.00				241,509.00		
Cebu Oversea	186	06/10/2016	19,950.00	19,950.00				19,950.00		
Cebu Oversea Hardware Co., Inc	6295	29/12/2016	17,205.50	17,205.50				17,205.50		
Suarez & Sons, Inc	272	09/02/2017	129,500.00	129,500.00				129,500.00		
Core Scientific Industries	3389	16/05/2017	6,614,120.00	6,614,120.00			6,614,120.00			
Microdata Systems & Management, Inc.	3399	26/05/2017	1,278,900.00	1,278,900.00			1,278,900.00			
Comfac	1872	01/07/2017	1,521,900.00	1,521,900.00		1,521,900.00				
Emcor Incorporated	1888	04/07/2017	482,660.21	482,660.21		482,660.21				
Comfac	1875	04/07/2017	1,491,650.00	1,491,650.00		1,491,650.00				
Emcor	1884	04/07/2017	363,484.00	363,484.00		363,484.00				
Omnibus Bio-Medical Systems, Inc.	3403	26/09/2017	631,000.00	631,000.00		631,000.00				
Goldquest Biotechnologies, Inc.	3392	26/09/2017	320,000.00	320,000.00		320,000.00				
EMCOR INC.	2764	10/10/2017	108,565.00	108,565.00		108,565.00				
Core Scientific Industries	3390	18/10/2017	58,792.00	58,792.00		58,792.00				
Solazone et al.-Solazone	3404	24/10/2017	339,100.00	339,100.00		339,100.00				
Officebox Enterprises	3402	14/11/2017	17,500.00	17,500.00		17,500.00				
MC & S TRADING	3397	14/11/2017	101,469.00	101,469.00		101,469.00				
Solazone Et Al.-Speedfusion Networks, Inc.	3404	15/11/2017	1,162,734.88	1,162,734.88		1,162,734.88				
Officebox Enterprises	3402	15/11/2017	51,538.00	51,538.00		51,538.00				
Spring Events And Productions Group Inc.	3121	29/11/2017	24,000.00	24,000.00		24,000.00				
Microdata & Systems Management	3399	29/11/2017	968,000.00	968,000.00		968,000.00				
New Datche et al- MICROGENESIS BUSINESS SYSTEMS	3400	31/12/2017	40,919.78	40,919.78		40,919.78				
JO Builders	04-3030	4/10/2017	42,379,112.51	42,379,112.51	6,356,866.00			36,022,246.51		
JO Builders	11-3409	02/11/2017	5,142,220.58	5,142,220.58		1,542,666.00		3,599,554.58		
DSJP Construction	10-2846	24/10/2017	671,813.83	671,813.83	671,813.83					
Hyundai Cebu	12-3408	27/10/2017	6,170,000.00	6,170,000.00	6,170,000.00					
Spring Events and Productions Group	2205/2449	20/12/2018	60,400.00	60,400.00	60,400.00					
Officebox Enterprises	2415	20/12/2018	5,900.00	5,900.00	5,900.00					
Spring Development Corp.	2749	20/12/2018	35,000.00	35,000.00	35,000.00					
Philippine International Trading Corporation	2688	20/12/2018	60,000.00	60,000.00	60,000.00					
Philippine International Trading Corporation	2688	20/12/2018	65,000.00	65,000.00	65,000.00					
Philippine International Trading Corporation	2688	20/12/2018	20,000.00	20,000.00	20,000.00					
Philippine International Trading Corporation	2688	20/12/2018	35,000.00	35,000.00	35,000.00					
Philippine International Trading Corporation	2749	20/12/2018	128,000.00	128,000.00	128,000.00					
Spring Development Corp.	2749	20/12/2018	66,300.00	66,300.00	66,300.00					
All Visual and Lights System (AVLS) Corp	2749	20/12/2018	798,980.00	798,980.00	798,980.00					
Spring Development Corp.	2749	20/12/2018	88,200.00	88,200.00	88,200.00					
Spring Development Corp.	2749	20/12/2018	176,400.00	176,400.00	176,400.00					
Officebox Enterprises	2407	20/12/2018	21,250.00	21,250.00	21,250.00					
Philippine International Trading Corporation	2688	20/12/2018	6,000.00	6,000.00	6,000.00					

**AGING OF DUE AND DEMANDABLE OBLIGATIONS**  
As of December 31, 2018

Department : State Universities and Colleges  
 Agency : University of the Philippines System  
 Operating Units : System  
 Organization Code (UACS) : 08-008-00-00000  
 Funding Source Code (as clustered): 101  
 (e.g. Old Fund Code: 101,102, 151)

Name of Creditor	Obligation Request			AGING OF DUE AND DEMANDABLE OBLIGATIONS						Remarks
	Number	Date	Amount	Amount	90 days & below	91 to 180 days	181 to 270 days	271 to 360 days	Beyond 360 days	
1	2	3	4	5	6	7	8	9	10	11
Spring Development Corp.	2749	20/12/2018	27,300.00	27,300.00	27,300.00					
Spring Development Corp.	2749	20/12/2018	9,000.00	9,000.00	9,000.00					
JRJ Solution Enterprises	2749	20/12/2018	84,150.00	84,150.00	84,150.00					
Spring Development Corp.	2749	20/12/2018	26,460.00	26,460.00	26,460.00					
Philippine International Trading Corporation	2688	20/12/2018	52,000.00	52,000.00	52,000.00					
Philippine International Trading Corporation	2688	20/12/2018	136,000.00	136,000.00	136,000.00					
Philippine International Trading Corporation	2688	20/12/2018	100,000.00	100,000.00	100,000.00					
Philippine International Trading Corporation	2688	20/12/2018	100,000.00	100,000.00	100,000.00					
Spring Events and Productions Group	2749	20/12/2018	15,600.00	15,600.00	15,600.00					
Officebox Enterprises	2749	20/12/2018	38,600.00	38,600.00	38,600.00					
7TH DCNC	2749	20/12/2018	38,300.00	38,300.00	38,300.00					
Spring Events and Productions Group	2749	20/12/2018	100,000.00	100,000.00	100,000.00					
Officebox Enterprises	2603	20/12/2018	3,450.00	3,450.00	3,450.00					
Spring Events and Productions Group	2749	20/12/2018	10,000.00	10,000.00	10,000.00					
Spring Events and Productions Group	2749	20/12/2018	50,000.00	50,000.00	50,000.00					
Spring Development Corp.	2749	20/12/2018	10,000.00	10,000.00	10,000.00					
JRJ Solution Enterprises	2749	20/12/2018	69,250.00	69,250.00	69,250.00					
JRJ Solution Enterprises	2749	20/12/2018	89,000.00	89,000.00	89,000.00					
JRJ Solution Enterprises	2749	20/12/2018	64,500.00	64,500.00	64,500.00					
Philippine International Trading Corporation	2688	20/12/2018	90,000.00	90,000.00	90,000.00					
Philippine International Trading Corporation	2688	20/12/2018	8,000.00	8,000.00	8,000.00					
Spring Development Corp.	2749	20/12/2018	20,000.00	20,000.00	20,000.00					
Spring Development Corp.	2749	20/12/2018	26,000.00	26,000.00	26,000.00					
Philippine International Trading Corporation	2688	20/12/2018	5,000.00	5,000.00	5,000.00					
7TH DCNC	2749	20/12/2018	117,198.00	117,198.00	117,198.00					
Spring Development Corp.	2749	20/12/2018	15,000.00	15,000.00	15,000.00					
Spring Development Corp.	2749	20/12/2018	5,000.00	5,000.00	5,000.00					
Spring Development Corp.	2749	20/12/2018	22,000.00	22,000.00	22,000.00					
Officebox Enterprises	2381	20/12/2018	23,000.00	23,000.00	23,000.00					
Philippine International Trading Corporation	2688	20/12/2018	6,500.00	6,500.00	6,500.00					
Officebox Enterprises	2749	20/12/2018	14,700.00	14,700.00	14,700.00					
Spring Events and Productions Group Inc.	2749	20/12/2018	8,300.00	8,300.00	8,300.00					
Officebox Enterprises	2551	20/12/2018	14,500.00	14,500.00	14,500.00					
Officebox Enterprises	2749	20/12/2018	34,800.00	34,800.00	34,800.00					
Officebox Enterprises	2749	20/12/2018	118,500.00	118,500.00	118,500.00					
Officebox Enterprises	2749	20/12/2018	192,000.00	192,000.00	192,000.00					
Officebox Enterprises	2406	20/12/2018	127,300.00	127,300.00	127,300.00					
Philippine International Trading Corporation	2688	20/12/2018	20,000.00	20,000.00	20,000.00					
Philippine International Trading Corporation	2688	20/12/2018	91,998.00	91,998.00	91,998.00					
JRJ Solution Enterprises	2749	20/12/2018	58,750.00	58,750.00	58,750.00					
Spring Development Corp	2749	20/12/2018	66,220.00	66,220.00	66,220.00					
Ng Khai Dev Corporation	2749	20/12/2018	80,000.00	80,000.00	80,000.00					
JRJ Solution Enterprises	2749	20/12/2018	185,500.00	185,500.00	185,500.00					
Spring Development Corp	2749	20/12/2018	7,800.00	7,800.00	7,800.00					
JRJ Solution Enterprises	2749	20/12/2018	58,500.00	58,500.00	58,500.00					
Spring Development Corp	2749	20/12/2018	30,000.00	30,000.00	30,000.00					
American Technologies Inc	2749	20/12/2018	35,000.00	35,000.00	35,000.00					
American Technologies Inc	2749	20/12/2018	129,960.00	129,960.00	129,960.00					
Spring Development Corp	2749	20/12/2018	66,500.00	66,500.00	66,500.00					
Spring Development Corp	2749	20/12/2018	23,000.00	23,000.00	23,000.00					
Spring Development Corp	2749	20/12/2018	33,000.00	33,000.00	33,000.00					
Spring Development Corp	2749	20/12/2018	10,000.00	10,000.00	10,000.00					
Spring Development Corp	2749	20/12/2018	2,000.00	2,000.00	2,000.00					

**AGING OF DUE AND DEMANDABLE OBLIGATIONS**  
As of December 31, 2018

Department : State Universities and Colleges  
 Agency : University of the Philippines System  
 Operating Units : System  
 Organization Code (UACS) : 08-008-00-00000  
 Funding Source Code (as clustered): 101  
 (e.g. Old Fund Code: 101,102, 151)

Name of Creditor	Obligation Request			AGING OF DUE AND DEMANDABLE OBLIGATIONS						Remarks
	Number	Date	Amount	Amount	90 days & below	91 to 180 days	181 to 270 days	271 to 360 days	Beyond 360 days	
				5	6	7	8	9	10	
1	2	3	4	5	6	7	8	9	10	11
Spring Development Corp	2749	20/12/2018	10,000.00	10,000.00	10,000.00					
Spring Development Corp	2749	20/12/2018	35,000.00	35,000.00	35,000.00					
Spring Development Corp	2749	20/12/2018	9,000.00	9,000.00	9,000.00					
Comfac Corporation	2749	20/12/2018	54,000.00	54,000.00	54,000.00					
Comfac Corporation	2749	20/12/2018	25,000.00	25,000.00	25,000.00					
Comfac Corporation	2749	20/12/2018	26,000.00	26,000.00	26,000.00					
TFE Sales Marketing Corp.	2451	20/12/2018	30,750.00	30,750.00	30,750.00					
Philippine International Trading Corporation	2688	20/12/2018	150,000.00	150,000.00	150,000.00					
OfficeBox Enterprises	2749	20/12/2018	124,500.00	124,500.00	124,500.00					
Philippine International Trading Corporation	2688	20/12/2018	59,400.00	59,400.00	59,400.00					
Philippine International Trading Corporation	2688	20/12/2018	6,500.00	6,500.00	6,500.00					
Spring Development Corp	2749	20/12/2018	78,161.00	78,161.00	78,161.00					
Spring Events and Productions Group Inc	2749	20/12/2018	7,300.00	7,300.00	7,300.00					
Spring Events and Productions Group Inc	2749	20/12/2018	3,300.00	3,300.00	3,300.00					
Spring Events and Productions Group Inc	2749	20/12/2018	28,000.00	28,000.00	28,000.00					
Spring Events and Productions Group Inc	2749	20/12/2018	7,400.00	7,400.00	7,400.00					
Spring Events and Productions Group Inc	2749	20/12/2018	4,000.00	4,000.00	4,000.00					
Dakay Construction and Development Corporation	2712	20/12/2018	60,872,096.00	60,872,096.00	9,130,814.00		24,348,838.40	27,392,443.60		
RAJ Laurente Construction & Development Phils.	2746	20/12/2018	4,749,929.15	4,749,929.15	712,489.37			4,037,439.78		
RAJ Laurente Construction & Development Phils.	2746	20/12/2018	249,000.00	249,000.00	37,350.00		211,650.00			
RAJ Laurente Construction & Development Phils.	2747	20/12/2018	8,728,661.09	8,728,661.09	1,309,299.16			7,419,361.93		
Spring Development Corp	2748	20/12/2018	311,338.91	311,338.91	311,338.91					
1. DEX-SAL Builders	17-12-0948	28/12/2017	5,737,323.57	5,737,323.57		5,737,323.57				
2. HILMARC's Construction Corporation	17-12-0895	28/12/2017	53,821,333.84	53,821,333.84			53,821,333.84			
3. HILMARC's Construction Corporation	17-12-0896	28/12/2017	20,440,881.94	20,440,881.94			20,440,881.94			
4. still for Bidding ( to be awarded at the end of the year 2018)	18-12-0852	28/12/2018	50,000,000.00	50,000,000.00	50,000,000.00					
4. still for Bidding ( to be awarded at the end of the year 2018)	18-12-0854	28/12/2018	100,000,000.00	100,000,000.00	100,000,000.00					
4. still for Bidding ( to be awarded at the end of the year 2018)	18-12-0853	28/12/2018	250,000,000.00	250,000,000.00	250,000,000.00					
MARBEN COMMERCIAL	14-12-1553	30/12/2014	21,989,000.00	21,989,000.00					21,989,000.00	
Shimadzu Philippines Corp.	15-09-1002	30/09/2015	8,500.00	8,500.00					8,500.00	
Guill-Bern Corp.	15-09-1047	30/09/2015	14,465.15	14,465.15					14,465.15	
RMG Hospital Supply, Inc.	15-09-1092	30/09/2015	8,716.00	8,716.00					8,716.00	
Western Marketing Corp.	15-10-1127	31/10/2015	4,032.00	4,032.00					4,032.00	
Medtronix Medical Supplies & Equipment	15-10-1161	31/10/2015	43,600.00	43,600.00					43,600.00	
Gemstone Enterprise	15-10-1163	31/10/2015	7,905.60	7,905.60					7,905.60	
RMG Hospital Supply, Inc.	15-10-1212	31/10/2015	56,281.60	56,281.60					56,281.60	
Medicotek, Inc.	15-10-1238	31/10/2015	177,600.00	177,600.00					177,600.00	
Savior Meddevices, Inc.	15-10-1239	31/10/2015	1,879,960.00	1,879,960.00					1,879,960.00	
MACARE Medicals, Inc.	15-11-1379	30/11/2015	47,000.00	47,000.00					47,000.00	
Fas Diagnostic Group, Inc.	15-11-1380	30/11/2015	95,000.00	95,000.00					95,000.00	
Respicare Enterprises	15-12-1408	30/12/2015	223,900.00	223,900.00					223,900.00	
Instrumix Supplies, Inc.	15-12-1420	30/12/2015	2,975,400.00	2,975,400.00					2,975,400.00	
MCGC MEDITEL CORPORATION	15-12-1439	30/12/2015	8,350.00	8,350.00					8,350.00	
HealthSolutions Enterprises, Inc.	15-12-1460	30/12/2015	180,000.00	180,000.00					180,000.00	
MCSA Marketing	15-12-1519	30/12/2015	3,350.00	3,350.00					3,350.00	
Fernando Medical Enterprises, Inc.	15-12-1569	30/12/2015	88,800.00	88,800.00					88,800.00	
Medtronix Medical Supplies & Equipment	15-12-1598	30/12/2015	73,800.00	73,800.00					73,800.00	
Saviour Meddevices, Inc.	16-01-0024	31/01/2016	3,908,443.20	3,908,443.20					3,908,443.20	
Xitrix Computer Corporation	16-02-0108	28/02/2016	515,900.00	515,900.00					515,900.00	
MARBEN COMMERCIAL	16-02-0109	28/02/2016	7,652,500.00	7,652,500.00					7,652,500.00	
Westech Meditrade, Inc.	16-02-0110	28/02/2016	50,000.00	50,000.00					50,000.00	
The Pharmedic Corporation	16-02-0112	28/02/2016	570,000.00	570,000.00					570,000.00	
The Pharmedic Corporation	16-02-0113	28/02/2016	1,194,000.00	1,194,000.00					1,194,000.00	

**AGING OF DUE AND DEMANDABLE OBLIGATIONS**  
As of December 31, 2018

Department : State Universities and Colleges  
 Agency : University of the Philippines System  
 Operating Units : System  
 Organization Code (UACS) : 08-008-00-00000  
 Funding Source Code (as clustered): 101  
 (e.g. Old Fund Code: 101,102, 151)

Name of Creditor	Obligation Request			AGING OF DUE AND DEMANDABLE OBLIGATIONS						Remarks
	Number	Date	Amount	Amount	90 days & below	91 to 180 days	181 to 270 days	271 to 360 days	Beyond 360 days	
1	2	3	4	5	6	7	8	9	10	11
RG Meditron, Inc.	16-02-0115	28/02/2016	350,000.00	350,000.00					350,000.00	
Endure Medical, Inc.	16-03-0165	31/03/2016	249,800.00	249,800.00					249,800.00	
Biomedica Health Care, Inc.	16-03-0174	31/03/2016	331,200.00	331,200.00					331,200.00	
Guill-Bern Corp.	16-03-0196	31/03/2016	47,825.00	47,825.00					47,825.00	
Jordal Medical Systems, Inc.	16-03-0197	31/03/2016	14,904.60	14,904.60					14,904.60	
Savior Medevices, Inc.	16-03-0203	31/03/2016	51,480.00	51,480.00					51,480.00	
Certified Trading	16-03-0213	31/03/2016	4,800.00	4,800.00					4,800.00	
Medtronix Medical Supplies and Equipment	16-03-0220	31/03/2016	458,000.00	458,000.00					458,000.00	
Pacific Surgical, Inc.	16-03-0222	31/03/2016	1,370,000.00	1,370,000.00					1,370,000.00	
Pacific Surgical, Inc.	16-03-0223	31/03/2016	2,500,000.00	2,500,000.00					2,500,000.00	
United Medical Supply	16-03-0225	31/03/2016	70,000.00	70,000.00					70,000.00	
Actimed Healthcare Technologies Inc.	16-03-0230	31/03/2016	7,850.00	7,850.00					7,850.00	
Ritegroup Incorporated	16-03-0231	31/03/2016	13,865.00	13,865.00					13,865.00	
Variance Trading Corp.	16-03-0232	31/03/2016	9,700.00	9,700.00					9,700.00	
Eight Treasures Trading	16-03-0233	31/03/2016	2,781.00	2,781.00					2,781.00	
Omnibus Bio-Medical Systems, Inc.	16-03-0236	31/03/2016	212,000.00	212,000.00					212,000.00	
Variance Trading Corp.	16-03-0237	31/03/2016	259,000.00	259,000.00					259,000.00	
Biomedica Health Care Incorporated	16-03-0247	31/03/2016	193,104.00	193,104.00					193,104.00	
Global Medical Solutions Inc.	16-03-0259	31/03/2016	245,000.00	245,000.00					245,000.00	
Vivocom Technologies, Inc.	16-04-0325	30/04/2016	26,410.00	26,410.00					26,410.00	
Medtronix Medical Supplies and Equipment	16-04-0351	30/04/2016	485,000.00	485,000.00					485,000.00	
16/35mm Production Supply	16-04-0356	30/04/2016	13,800.00	13,800.00					13,800.00	
RG Meditron, Inc.	16-04-0358	30/04/2016	277,980.00	277,980.00					277,980.00	
Saviour Medevices, Inc.	16-04-0385	30/04/2016	744,660.00	744,660.00					744,660.00	
Goldquest Biotechnologies, Inc.	16-04-0386	30/04/2016	55,000.00	55,000.00					55,000.00	
Rainphil Inc.	16-04-0387	30/04/2016	164,880.00	164,880.00					164,880.00	
Drake Marketing and Equipment Corp.	16-04-0390	30/04/2016	3,950.00	3,950.00					3,950.00	
Variance Trading Corp.	16-04-0392	30/04/2016	40,000.00	40,000.00					40,000.00	
Diamed Enterprise	16-05-0425	30/05/2016	75,967.02	75,967.02					75,967.02	
RMG Hospital Supply, Inc.	16-05-0427	30/05/2016	15,750.00	15,750.00					15,750.00	
Medicotek, Incorporated	16-05-0428	30/05/2016	71,600.00	71,600.00					71,600.00	
Diamed Enterprise	16-05-0448	30/05/2016	12,950.00	12,950.00					12,950.00	
Goldquest Biotechnologies Inc.	16-05-0449	30/05/2016	22,500.00	22,500.00					22,500.00	
Healthsolutions Enterprises, Inc.	16-06-0483	30/06/2016	522,000.00	522,000.00					522,000.00	
Variance Trading Corp.	16-06-0489	30/06/2016	432,000.00	432,000.00					432,000.00	
Marcelino P. Siringan Ref And Aircon Repair Service	16-06-0506	30/06/2016	796,360.00	796,360.00					796,360.00	
Luzon Sales Co., Inc.	16-06-0531	30/06/2016	8,495.00	8,495.00					8,495.00	
Manila Hearing Aid Center, Incorporated	16-06-0543	30/06/2016	200,000.00	200,000.00					200,000.00	
RBLG Enterprises	16-07-0595	31/07/2016	13,766.30	13,766.30					13,766.30	
Zafire Distributors Incorporated	16-07-0628	31/07/2016	328,700.00	328,700.00					328,700.00	
Infinomed Enterprises	16-07-0629	31/07/2016	53,900.00	53,900.00					53,900.00	
Drake Marketing & Equipment Corporation	16-07-0646	31/07/2016	6,850.00	6,850.00					6,850.00	
Zafire Distributors Incorporated	16-07-0647	31/07/2016	225,124.00	225,124.00					225,124.00	
Moster Philippines, Incorporated	16-07-0682	31/07/2016	8,890.00	8,890.00					8,890.00	
Fernando Medical Enterprises Inc.	16-08-0747	31/08/2016	252,000.00	252,000.00					252,000.00	
MMJ Biosystems Philippines, Inc.	16-08-0750	31/08/2016	22,050.00	22,050.00					22,050.00	
Certified Trading	16-08-0828	31/08/2016	6,750.00	6,750.00					6,750.00	
Fernando Medical Enterprises Inc.	16-08-0834	31/08/2016	1,115,000.00	1,115,000.00					1,115,000.00	
Molave Trading Inc.	16-09-0859	30/09/2016	112,739.50	112,739.50					112,739.50	
KOBS Customers First Trading, Inc.	16-09-0904	30/09/2016	31,888.88	31,888.88					31,888.88	
Variance Trading Corp.	16-10-0964	31/10/2016	120,000.00	120,000.00					120,000.00	
BTL Medical Technologies, Inc.	16-10-0993	31/10/2016	45,000.00	45,000.00					45,000.00	
Pantronics International Corp.	16-10-1008	31/10/2016	2,895.00	2,895.00					2,895.00	

AGING OF DUE AND DEMANDABLE OBLIGATIONS  
As of December 31, 2018

Department : State Universities and Colleges  
 Agency : University of the Philippines System  
 Operating Units : System  
 Organization Code (UACS) : 08-008-00-00000  
 Funding Source Code (as clustered): 101  
 (e.g. Old Fund Code: 101,102, 151)

Name of Creditor	Obligation Request			AGING OF DUE AND DEMANDABLE OBLIGATIONS						Remarks
	Number	Date	Amount	Amount	90 days & below	91 to 180 days	181 to 270 days	271 to 360 days	Beyond 360 days	
				5	6	7	8	9	10	
1	2	3	4	5	6	7	8	9	10	11
16/35MM Production Supply	16-10-1009	31/10/2016	5,700.00	5,700.00					5,700.00	
Medev Medical Devices Corporation	16-10-1027	31/10/2016	94,446.00	94,446.00					94,446.00	
UP-Town Industrial Sales, Inc.	16-10-1987	31/10/2016	6,543.50	6,543.50					6,543.50	
Marco, Inc.	16-11-1088	30/11/2016	226,650.72	226,650.72					226,650.72	
Omnibus Bio-Medical Systems, Inc.	16-11-1089	30/11/2016	6,080.00	6,080.00					6,080.00	
Jerr Marketing	16-12-1137	30/12/2016	44,800.00	44,800.00					44,800.00	
Omnibus Bio-Medical Systems, Inc.	16-12-1138	30/12/2016	49,600.00	49,600.00					49,600.00	
Health Solutions Enterprises, Inc.	16-12-1180	30/12/2016	125,860.00	125,860.00					125,860.00	
IMX-Europacific Industries Corp.	16-12-1181	30/12/2016	55,000.00	55,000.00					55,000.00	
Vivocom Technologies, Inc.	16-12-1182	30/12/2016	15,120.00	15,120.00					15,120.00	
Innovalite Electrical Enterprises	16-12-1195	30/12/2016	114,494.99	114,494.99					114,494.99	
MMJ Biosystems Philippines, Inc.	16-12-1195	30/12/2016	2,550.00	2,550.00					2,550.00	
Fil-Anaserv, Inc.	16-12-1196	30/12/2016	15,806.80	15,806.80					15,806.80	
Eight Treasures Trading	16-12-1199	30/12/2016	2,079.00	2,079.00					2,079.00	
Eight Treasures Trading	16-12-1204	30/12/2016	9,000.00	9,000.00					9,000.00	
Asahi Design Centre, Inc.	16-12-1206	30/12/2016	19,925.00	19,925.00					19,925.00	
Eight Treasures Trading	16-12-1222	30/12/2016	27,300.00	27,300.00					27,300.00	
Omnibus Bio-Medical Systems, Inc.	16-12-1223	30/12/2016	33,455.60	33,455.60					33,455.60	
Eight Treasures Trading	16-12-1228	30/12/2016	45,000.00	45,000.00					45,000.00	
Biomedica Health Care Incorporated	16-12-1250	30/12/2016	80,700.00	80,700.00					80,700.00	
DOT BUILDERS CORPORATION	1308020020	01/02/2008	2,182,236.61	2,182,236.61					2,182,236.61	
QUEZON ACHIEVERS CONSTRUCTION	1308030027	01/03/2008	357,275.44	357,275.44					357,275.44	
401 Development & Construction	1310030001	01/03/2010	1,148,564.90	1,148,564.90					1,148,564.90	
Mak Well Enterprises	1313050001	13/05/2017	26,500,000.00	26,500,000.00					26,500,000.00	
EUP Project	1313120003	13/12/2017	165,480.00	165,480.00					165,480.00	
Philippine International Trading Corporation	25710	21/06/2017	300.00	300.00					300.00	
Ricareas Merchandising	42064	06/11/2017	74,000.00	74,000.00					74,000.00	
iequity tech.	46254	11/12/2017	247,200.00	247,200.00					247,200.00	
Enrivel Construction	47648	20/12/2017	3,730,177.57	3,730,177.57					3,730,177.57	
Philippine International Trading Corporation (PITC)	47579	28/12/2018	5,000,000.00	5,000,000.00	5,000,000.00					
Procurement Service-DBM	47074	28/12/2018	1,601,163.20	1,601,163.20	1,601,163.20					
Gakken Philippines Inc.	48580	28/12/2018	1,723,836.80	1,723,836.80	1,723,836.80					
Copylandia Office System Corp.	48584	28/12/2018	1,675,000.00	1,675,000.00	1,675,000.00					
JSA Inc.	49304	28/12/2018	3,998,600.00	3,998,600.00	3,998,600.00					
JSA Inc.	49308	28/12/2018	438,400.00	438,400.00	438,400.00					
Kim-kat Enterprises	49310	28/12/2018	346,000.00	346,000.00	346,000.00					
Kim-kat Enterprises	49309	28/12/2018	217,000.00	217,000.00	217,000.00					
UPV CDMO-Rolando Jamero	13-05-1358 A	31/05/2013	1,595,565.02	1,595,565.02					1,595,565.02	
UPV CDMO-Rolando Jamero	13-08-2464 C	30/08/2013	136,346.54	136,346.54					136,346.54	
UPV-CDMO	13-11-3297	29/11/2013	97,046.54	97,046.54					97,046.54	
UPV-CDMO	13-11-3334	29/11/2013	133,296.34	133,296.34					133,296.34	
UPV CDMO-Rolando Jamero	13-12-3600	20/12/2013	6,104.70	6,104.70					6,104.70	
UPV CDMO-Rolando Jamero	13-12-3967	20/12/2013	382,959.55	382,959.55					382,959.55	
UPV Employees Cooperative	13-12-3978	20/12/2013	32,820.50	32,820.50					32,820.50	
Genzo Medical & Laboratory Supplies & Equipment	14-06-1840	11/06/2014	151,383.00	151,383.00					151,383.00	
UPV Employees Cooperative	14-07-2479G	31/07/2014	30,132.18	30,132.18					30,132.18	
UPV Employees Cooperative	14-07-2479H	31/07/2014	4,630.71	4,630.71					4,630.71	
UPV Employees Cooperative	14-07-2479K	31/07/2014	12,558.36	12,558.36					12,558.36	
Arnold Gaje, Shirley Miagao, R Babaran (Mentor)	14-07-2479N	31/07/2014	346,212.50	346,212.50					346,212.50	
Ernestina Peralta/Rhoda Simora	14-07-2479N	31/07/2014	116,300.00	116,300.00					116,300.00	
Felino Garcia	14-07-2479N	31/07/2014	60,000.00	60,000.00					60,000.00	
Giabelle Saldaña, Et. Al.	14-07-2479N	31/07/2014	112,815.00	112,815.00					112,815.00	
Harold Monteclaro	14-07-2479N	31/07/2014	12,670.00	12,670.00					12,670.00	

AGING OF DUE AND DEMANDABLE OBLIGATIONS  
As of December 31, 2018

Department : State Universities and Colleges  
 Agency : University of the Philippines System  
 Operating Units : System  
 Organization Code (UACS) : 08-008-00-00000  
 Funding Source Code (as clustered): 101  
 (e.g. Old Fund Code: 101,102, 151)

Name of Creditor	Obligation Request			AGING OF DUE AND DEMANDABLE OBLIGATIONS						Remarks
	Number	Date	Amount	Amount	90 days & below	91 to 180 days	181 to 270 days	271 to 360 days	Beyond 360 days	
				5	6	7	8	9	10	
1	2	3	4	5	6	7	8	9	10	11
Juliana Baylon	14-07-2479N	31/07/2014	41,580.00	41,580.00					41,580.00	
Lucita De Guzman	14-07-2479N	31/07/2014	55,609.00	55,609.00					55,609.00	
Perry Fernandez	14-07-2479N	31/07/2014	104,700.00	104,700.00					104,700.00	
Ricardo Babaran - Edison Macusi	14-07-2479N	31/07/2014	108,997.95	108,997.95					108,997.95	
UPV Employees Cooperative	14-07-2479N	31/07/2014	8,104.00	8,104.00					8,104.00	
Urban Manor Hotel	14-07-2479N	31/07/2014	120,000.00	120,000.00					120,000.00	
Ma. Jolii Tan	14-07-2479O	31/07/2014	19,463.76	19,463.76					19,463.76	
Noeme Grace Palmares Et Al	14-07-2479O	31/07/2014	40,047.30	40,047.30					40,047.30	
Noeme Grace Palmares Et Al	14-07-2479O	31/07/2014	34,000.00	34,000.00					34,000.00	
UPV Employees Cooperative	14-12-4013	17/12/2014	25,000.00	25,000.00					25,000.00	
Jose Peralta	14-12-4014	17/12/2014	10,000.00	10,000.00					10,000.00	
Gay Defiesta	14-12-4042	22/12/2014	59,400.00	59,400.00					59,400.00	
Irene L. Tan	14-12-4042	22/12/2014	55,000.00	55,000.00					55,000.00	
Johannes Magpusao	14-12-4042	22/12/2014	5,000.00	5,000.00					5,000.00	
Lucita De Guzman	14-12-4042	22/12/2014	66,030.75	66,030.75					66,030.75	
Marieta Sumagaysay	14-12-4042	22/12/2014	5,000.00	5,000.00					5,000.00	
Nathaniel Añasco	14-12-4042	22/12/2014	79,300.00	79,300.00					79,300.00	
Ricardo Babaran	14-12-4042	22/12/2014	85,000.00	85,000.00					85,000.00	
Rodelio Subade	14-12-4042	22/12/2014	55,000.00	55,000.00					55,000.00	
Rolly Fuentes	14-12-4042	22/12/2014	60,340.00	60,340.00					60,340.00	
Shiela Santander	14-12-4042	22/12/2014	8,900.00	8,900.00					8,900.00	
Maureen Kay Ong	14-12-4042A	31/12/2014	1,227,550.72	1,227,550.72					1,227,550.72	
Central Adm-CDMO	14-12-4043	31/12/2014	1,592,039.05	1,592,039.05					1,592,039.05	
CDMO Central Store/R Jamero	15-05-1654	31/05/2015	34,578.38	34,578.38					34,578.38	
Nig Marketing Corporation	15-07-161	31/07/2015	60,000.00	60,000.00					60,000.00	
Maureen Kay Ong	15-08-786	31/08/2015	41,755.00	41,755.00					41,755.00	
CDMO Central Store/R Jamero	15-08-833	31/08/2015	108,000.00	108,000.00					108,000.00	
CDMO Central Store/R Jamero	15-09-1081	30/09/2015	42,005.73	42,005.73					42,005.73	
Iloilo Grand Emperor Builders Corporation	15-09-1081	30/09/2015	3,741,506.93	3,741,506.93					3,741,506.93	
CDMO Central Store/R Jamero	15-09-1259	30/09/2015	3,233.27	3,233.27					3,233.27	
Cebu Far Eastern Drug Inc	15-09-1305	30/09/2015	11,660.00	11,660.00					11,660.00	
Maureen Kay Ong	15-09-971	30/09/2015	53,941.16	53,941.16					53,941.16	
Maureen Kay Ong	15-09-973	30/09/2015	90,525.99	90,525.99					90,525.99	
Maureen Kay Ong	15-09-980	30/09/2015	98,027.17	98,027.17					98,027.17	
CDMO Central Store/R Jamero	15-10-1510	31/10/2015	94,102.00	94,102.00					94,102.00	
CDMO Central Store/R Jamero	15-10-1511	31/10/2015	19,000.00	19,000.00					19,000.00	
CDMO Central Store/R Jamero	15-10-1601	31/10/2015	187,902.60	187,902.60					187,902.60	
Metro Pacific Construction Supply	15-10-1726	31/10/2015	9,000.00	9,000.00					9,000.00	
Panorama Printing Inc	15-10-1774	31/10/2015	12,900.00	12,900.00					12,900.00	
Mandae Foam	15-10-1822	31/10/2015	11,000.00	11,000.00					11,000.00	
Cyberlink Computer Sales	15-10-1823	31/10/2015	15,000.00	15,000.00					15,000.00	
Nig Marketing Corporation	15-10-1824	31/10/2015	40,000.00	40,000.00					40,000.00	
Concept Computer Center	15-10-1825	31/10/2015	220,000.00	220,000.00					220,000.00	
Behavioral Dynamics Incorporated	15-10-1826	31/10/2015	150,000.00	150,000.00					150,000.00	
Jone Mark Lumber Mktg	15-10-1842	31/10/2015	1,250.00	1,250.00					1,250.00	
Sol Y Mar Family Beach Resort	15-11-1875	30/11/2015	26,250.00	26,250.00					26,250.00	
Cebu Far Eastern Drug Inc	15-11-2060	30/11/2015	6,500.00	6,500.00					6,500.00	
D Malt Industrial Sales Corp	15-11-2060	30/11/2015	2,300.00	2,300.00					2,300.00	
Cdmo Central Store/R Jamero	15-11-2107	30/11/2015	223,448.83	223,448.83					223,448.83	
CDMO Central Store/R Jamero	15-12-2313	31/12/2015	20,900.00	20,900.00					20,900.00	
CDMO Central Store/R Jamero	15-12-2314	31/12/2015	45,768.96	45,768.96					45,768.96	
CDMO Central Store/R Jamero	15-12-2316	31/12/2015	428,104.92	428,104.92					428,104.92	
Amigo Terrace Hotel	15-12-2382	31/12/2015	26,685.00	26,685.00					26,685.00	

AGING OF DUE AND DEMANDABLE OBLIGATIONS  
As of December 31, 2018

Department : State Universities and Colleges  
 Agency : University of the Philippines System  
 Operating Units : System  
 Organization Code (UACS) : 08-008-00-00000  
 Funding Source Code (as clustered): 101  
 (e.g. Old Fund Code: 101,102, 151)

Name of Creditor	Obligation Request			AGING OF DUE AND DEMANDABLE OBLIGATIONS						Remarks	
	Number	Date	Amount	Amount	90 days & below	91 to 180 days	181 to 270 days	271 to 360 days	Beyond 360 days		
											1
Panay News Inc	15-12-2382	31/12/2015	3,650.00	3,650.00						3,650.00	
Castle Roo Car Services	15-12-2463	31/12/2015	8,800.00	8,800.00						8,800.00	
Philippine International Trading Corp.	15-12-2521	31/12/2015	2,896,050.00	2,896,050.00						2,896,050.00	
Maureen Kay Ongco	15-12-2523	31/12/2015	30,000.00	30,000.00						30,000.00	
Amane Kitchenette	15-12-2669	31/12/2015	1,800.00	1,800.00						1,800.00	
Darius Salaam	15-12-2673	31/12/2015	8,000.00	8,000.00						8,000.00	
Amane Kitchenette	15-12-2680	31/12/2015	2,500.00	2,500.00						2,500.00	
Iloilo Izeem Commercial	15-12-2711	31/12/2015	2,188.00	2,188.00						2,188.00	
Babaran, Ricardo	15-12-2731AA	31/12/2015	125,685.43	125,685.43						125,685.43	
Manoag, Dulce Maria	15-12-2731AL	31/12/2015	60,000.00	60,000.00						60,000.00	
Fernandez, Pepito	15-12-2731AM	31/12/2015	94,600.00	94,600.00						94,600.00	
Belas, Nadine	15-12-2731AN	31/12/2015	2,234.08	2,234.08						2,234.08	
Acabado, Cristy	15-12-2731D	31/12/2015	61,635.00	61,635.00						61,635.00	
Nuhal, Sharon	15-12-2731E	31/12/2015	41,580.00	41,580.00						41,580.00	
Espia, Juhn Chris	15-12-2731F	31/12/2015	64,970.00	64,970.00						64,970.00	
Fuentes, Rolly	15-12-2731G	31/12/2015	234,700.00	234,700.00						234,700.00	
Barrios, John	15-12-2731H	31/12/2015	20,790.00	20,790.00						20,790.00	
Tejano, Lhumen	15-12-2731J	31/12/2015	390,700.00	390,700.00						390,700.00	
Simora, Rhoda	15-12-2731K	31/12/2015	51,580.00	51,580.00						51,580.00	
De Leon, Sheila Mae	15-12-2731M	31/12/2015	76,580.00	76,580.00						76,580.00	
Yap, Encarnacion Emilia	15-12-2731P	31/12/2015	36,415.99	36,415.99						36,415.99	
Añasco, Nathaniel	15-12-2731Q	31/12/2015	282,618.30	282,618.30						282,618.30	
Nuhal, Sharon	15-12-2731S	31/12/2015	5,000.00	5,000.00						5,000.00	
Acabado, Cristy	15-12-2731T	31/12/2015	55,192.98	55,192.98						55,192.98	
Montalbulco, Cherrylyn	15-12-2731V	31/12/2015	50,000.00	50,000.00						50,000.00	
Lanusga, Merlan	15-12-2731W	31/12/2015	50,000.00	50,000.00						50,000.00	
Nemiada, Jenny Rose	15-12-2731Y	31/12/2015	50,000.00	50,000.00						50,000.00	
Emeliza Lozada	15-12-2732	31/12/2015	78,678.75	78,678.75						78,678.75	
Emeliza Lozada	15-12-2732AA	31/12/2015	10,000.00	10,000.00						10,000.00	
Milagros Legislador	15-12-2732AA	31/12/2015	86,956.89	86,956.89						86,956.89	
Milagros Legislador	15-12-2732BB	31/12/2015	1,348.31	1,348.31						1,348.31	
Susan Mila Tosalem	15-12-2732BB	31/12/2015	1,830.00	1,830.00						1,830.00	
CDO Central Store/R Jamero	15-12-2732CC	31/12/2015	1,500,000.00	1,500,000.00						1,500,000.00	
Jeoffrey Libo-On	15-12-2732CC	31/12/2015	72,000.00	72,000.00						72,000.00	
Celia Parcon	15-12-2732DD	31/12/2015	90,869.44	90,869.44						90,869.44	
Emeliza Lozada	15-12-2732DD	31/12/2015	10,000.00	10,000.00						10,000.00	
En Emilia Yap/Upv Ec	15-12-2732E	31/12/2015	5,514.91	5,514.91						5,514.91	
Lourdes Zamora	15-12-2732E	31/12/2015	354,500.00	354,500.00						354,500.00	
Jose Go	15-12-2732EE	31/12/2015	15,802.60	15,802.60						15,802.60	
Rodelio Subade	15-12-2732F	31/12/2015	105,550.00	105,550.00						105,550.00	
Carlos Baylon	15-12-2732FF	31/12/2015	101,580.00	101,580.00						101,580.00	
Mary Oveta Villareal	15-12-2732FF	31/12/2015	8,491.46	8,491.46						8,491.46	
John Junio/Sol Y Mar	15-12-2732G	31/12/2015	111,500.00	111,500.00						111,500.00	
Mary Babbeth Vargas	15-12-2732G	31/12/2015	22,330.00	22,330.00						22,330.00	
Mary Babbeth Vargas	15-12-2732G	31/12/2015	11,200.00	11,200.00						11,200.00	
Mary Babbeth Vargas	15-12-2732G	31/12/2015	11,800.00	11,800.00						11,800.00	
Mary Babbeth Vargas	15-12-2732G	31/12/2015	38,500.00	38,500.00						38,500.00	
Nutrend	15-12-2732G	31/12/2015	21,000.00	21,000.00						21,000.00	
Zoilo Andrada	15-12-2732G	31/12/2015	195,000.00	195,000.00						195,000.00	
Gerald Quintio	15-12-2732GG	31/12/2015	8,500.00	8,500.00						8,500.00	
Wilfredo Campos	15-12-2732GG	31/12/2015	76,725.00	76,725.00						76,725.00	
Emilia Yap	15-12-2732H	31/12/2015	128,824.00	128,824.00						128,824.00	
Gerald Quintio	15-12-2732H	31/12/2015	4,077.00	4,077.00						4,077.00	



AGING OF DUE AND DEMANDABLE OBLIGATIONS  
As of December 31, 2018

Department : State Universities and Colleges  
 Agency : University of the Philippines System  
 Operating Units : System  
 Organization Code (UACS) : 08-008-00-00000  
 Funding Source Code (as clustered): 101  
 (e.g. Old Fund Code: 101,102, 151)

Name of Creditor	Obligation Request			AGING OF DUE AND DEMANDABLE OBLIGATIONS						Remarks	
	Number	Date	Amount	Amount	90 days & below	91 to 180 days	181 to 270 days	271 to 360 days	Beyond 360 days		
				5	6	7	8	9	10		
1	2	3	4	5	6	7	8	9	10	11	
Arvin De Veyra	15-12-2732HH	31/12/2015	66,650.00	66,650.00						66,650.00	
En Emilia Yap/ Pepito Fernandez	15-12-2732HH	31/12/2015	103,711.00	103,711.00						103,711.00	
Arvin De Veyra	15-12-2732II	31/12/2015	63,650.00	63,650.00						63,650.00	
Vivian Topor	15-12-2732II	31/12/2015	149,150.00	149,150.00						149,150.00	
Louie Escoto/John Belanio	15-12-2732J	31/12/2015	76,198.00	76,198.00						76,198.00	
Harold Monteclaro	15-12-2732JJ	31/12/2015	37,000.00	37,000.00						37,000.00	
Vivian Topor	15-12-2732JJ	31/12/2015	68,500.00	68,500.00						68,500.00	
Jose Peralta	15-12-2732K	31/12/2015	80,483.09	80,483.09						80,483.09	
Emeliza Lozada	15-12-2732KK	31/12/2015	12,348.50	12,348.50						12,348.50	
Emeliza Lozada	15-12-2732KK	31/12/2015	19,000.00	19,000.00						19,000.00	
Harold Monteclaro	15-12-2732L	31/12/2015	90,000.00	90,000.00						90,000.00	
Gerald Quintio	15-12-2732LL	31/12/2015	2,672.00	2,672.00						2,672.00	
Resurreccion Sadaba	15-12-2732LL	31/12/2015	14,160.03	14,160.03						14,160.03	
Crispino Saclauso	15-12-2732M	31/12/2015	120,000.00	120,000.00						120,000.00	
Darius Salaum	15-12-2732M	31/12/2015	45,000.00	45,000.00						45,000.00	
Vivian Topor	15-12-2732MM	31/12/2015	30,000.00	30,000.00						30,000.00	
Zoilo Andrada	15-12-2732MM	31/12/2015	42,750.00	42,750.00						42,750.00	
Harold Monteclaro	15-12-2732N	31/12/2015	100,000.00	100,000.00						100,000.00	
Jose Peralta	15-12-2732NN	31/12/2015	8,334.38	8,334.38						8,334.38	
Milagros Legislador	15-12-2732NN	31/12/2015	45,476.89	45,476.89						45,476.89	
Emilia Yap	15-12-2732O	31/12/2015	122,780.00	122,780.00						122,780.00	
Gerald Quintio	15-12-2732OO	31/12/2015	12,227.00	12,227.00						12,227.00	
Emilia Yap	15-12-2732P	31/12/2015	34,000.00	34,000.00						34,000.00	
Emeliza Lozada	15-12-2732PP	31/12/2015	42,240.00	42,240.00						42,240.00	
Vivian Topor	15-12-2732PP	31/12/2015	142,424.99	142,424.99						142,424.99	
Mary Ann Gumban	15-12-2732Q	31/12/2015	39,000.00	39,000.00						39,000.00	
Cristabel Parcon	15-12-2732QQ	31/12/2015	8,050.00	8,050.00						8,050.00	
Harold Monteclaro	15-12-2732QQ	31/12/2015	3,606.31	3,606.31						3,606.31	
Mary Ann Gumban	15-12-2732R	31/12/2015	35,500.00	35,500.00						35,500.00	
Lylve Zeiler	15-12-2732RR	31/12/2015	8,790.00	8,790.00						8,790.00	
Severa Fe Katalbas	15-12-2732RR	31/12/2015	16,240.00	16,240.00						16,240.00	
B. Landoy/D. Salaum/J. Guilaran	15-12-2732S	31/12/2015	14,044.50	14,044.50						14,044.50	
Harold Monteclaro	15-12-2732SS	31/12/2015	28,413.85	28,413.85						28,413.85	
P. Docena Et Al	15-12-2732T	31/12/2015	148,020.00	148,020.00						148,020.00	
Jose Peralta	15-12-2732TT	31/12/2015	151,924.54	151,924.54						151,924.54	
Harold Monteclaro	15-12-2732U	31/12/2015	112,400.00	112,400.00						112,400.00	
Aprilyn Seidel/Claire Padrones	15-12-2732UU	31/12/2015	1,976.82	1,976.82						1,976.82	
Arvin De Veyra	15-12-2732V	31/12/2015	19,960.00	19,960.00						19,960.00	
Imelda Catequista	15-12-2732VV	31/12/2015	13,676.04	13,676.04						13,676.04	
Lourdes Zamora	15-12-2732W	31/12/2015	57,970.00	57,970.00						57,970.00	
Severa Fe Katalbas	15-12-2732W	31/12/2015	60,000.00	60,000.00						60,000.00	
Hilda Medrano	15-12-2732X	31/12/2015	26,125.00	26,125.00						26,125.00	
Brenda Lynn Arroyo	15-12-2732Y	31/12/2015	14,300.00	14,300.00						14,300.00	
Philip Ian Padilla	15-12-2732Z	31/12/2015	386,550.00	386,550.00						386,550.00	
En Emilia Yap/N Yunque	15-12-2732ZZ	31/12/2015	15,958.20	15,958.20						15,958.20	
Maureen Kay Ongo	15-12-2733	31/12/2015	10,000.00	10,000.00						10,000.00	
CDMO Central Store/R Jamero	15-12-2734	31/12/2015	458,584.81	458,584.81						458,584.81	
CDMO Central Store/R Jamero	15-12-2735	31/12/2015	247,654.55	247,654.55						247,654.55	
CDMO Central Store/R Jamero	15-12-2736	31/12/2015	212,384.67	212,384.67						212,384.67	
SPSO Central Store/E Gamez	15-12-2737	31/12/2015	22,467.00	22,467.00						22,467.00	
UPVTC	15-12-2749	31/12/2015	3,340.00	3,340.00						3,340.00	
Esterlina Gamez	16-02-0253	04/02/2016	7,741.35	7,741.35						7,741.35	
168 Construction	16-02-0354	16/02/2016	3,145,582.12	3,145,582.12						3,145,582.12	

AGING OF DUE AND DEMANDABLE OBLIGATIONS  
As of December 31, 2018

Department : State Universities and Colleges  
 Agency : University of the Philippines System  
 Operating Units : System  
 Organization Code (UACS) : 08-008-00-00000  
 Funding Source Code (as clustered): 101  
 (e.g. Old Fund Code: 101,102, 151)

Name of Creditor	Obligation Request			AGING OF DUE AND DEMANDABLE OBLIGATIONS						Remarks	
	Number	Date	Amount	Amount	90 days & below	91 to 180 days	181 to 270 days	271 to 360 days	Beyond 360 days		
											5
1	2	3	4	5	6	7	8	9	10	11	
Computron Business Center	16-04-1082	20/04/2016	2,690.00	2,690.00						2,690.00	
Chemline Scientific Corporation	16-04-1122	22/04/2016	54,424.00	54,424.00						54,424.00	
Dakila Trading Corporation	16-06-1877	27/06/2016	34,200.00	34,200.00						34,200.00	
D'Malt Industrial Sales Corporation	16-06-1877	27/06/2016	14,760.00	14,760.00						14,760.00	
Levin'S Industrial Corporation	16-06-1877	27/06/2016	70,560.00	70,560.00						70,560.00	
Prince Valiant International Corporation	16-06-1877	27/06/2016	371,000.00	371,000.00						371,000.00	
Iloilo Pies Surprise	16-07-1932	01/07/2016	23,100.00	23,100.00						23,100.00	
Dakila Trading Corporation	16-07-2025	12/07/2016	15,500.00	15,500.00						15,500.00	
D'Malt Industrial Sales Corporation	16-07-2025	12/07/2016	1,878.00	1,878.00						1,878.00	
Nac School & Office Supplies	16-07-2253	28/07/2016	232.50	232.50						232.50	
Amane Kitchenette	16-08-4895	31/08/2016	2,997.50	2,997.50						2,997.50	
Otani Bazar	16-09-4982	07/09/2016	217.30	217.30						217.30	
Computron Business Center	16-09-5014	09/09/2016	185,000.00	185,000.00						185,000.00	
GCC Golden Janitorial & Office Supplies & Equipment	16-09-5045	13/09/2016	85.00	85.00						85.00	
Otani Bazar	16-09-5045	13/09/2016	203.52	203.52						203.52	
GCC Golden Janitorial & Office Supplies & Equipment	16-09-5110	15/09/2016	574.50	574.50						574.50	
Otani Bazar	16-09-5110	15/09/2016	852.30	852.30						852.30	
GCC Golden Janitorial & Office Supplies & Equipment	16-09-5169	20/09/2016	122.50	122.50						122.50	
Otani Bazar	16-09-5169	20/09/2016	25.50	25.50						25.50	
Nutrends Cuisine Catering Services	16-09-5188	20/09/2016	7,875.00	7,875.00						7,875.00	
GCC Golden Janitorial & Office Supplies & Equipment	16-09-5329	29/09/2016	190.00	190.00						190.00	
Nac School & Office Supplies	16-09-5329	29/09/2016	623.50	623.50						623.50	
Otani Bazar	16-09-5329	29/09/2016	190.80	190.80						190.80	
Nac School & Office Supplies	16-09-5331	30/09/2016	156.00	156.00						156.00	
GCC Golden Janitorial & Office Supplies & Equipment	16-10-5439	06/10/2016	191.50	191.50						191.50	
Nac School & Office Supplies	16-10-5439	06/10/2016	2,158.50	2,158.50						2,158.50	
Nac School & Office Supplies	16-10-5489	10/10/2016	2,055.00	2,055.00						2,055.00	
Nac School & Office Supplies	16-10-5500	10/10/2016	1,205.00	1,205.00						1,205.00	
Otani Bazar	16-10-5500	10/10/2016	283.20	283.20						283.20	
Graphic Etc	16-10-5519	11/10/2016	3,250.00	3,250.00						3,250.00	
UPV Employees Cooperative	16-10-5553	14/10/2016	6,000.00	6,000.00						6,000.00	
Esterlina Gamez (Nac School & Office Supplies)	16-10-5557	14/10/2016	2,640.00	2,640.00						2,640.00	
Esterlina Gamez (SM Store)	16-10-5557	14/10/2016	1,289.25	1,289.25						1,289.25	
Esterlina Gamez (Nac School & Office Supplies)	16-10-5559	14/10/2016	165.00	165.00						165.00	
Esterlina Gamez (Iloilo Faith Enterprise)	16-10-5561	14/10/2016	500.00	500.00						500.00	
Esterlina Gamez (Nac School & Office Supplies)	16-10-5562	14/10/2016	99.00	99.00						99.00	
Esterlina Gamez (Nac School & Office Supplies)	16-10-5565	14/10/2016	30.00	30.00						30.00	
Esterlina Gamez (Nac School & Office Supplies)	16-10-5566	14/10/2016	60.00	60.00						60.00	
Esterlina Gamez (Nac School & Office Supplies)	16-10-5567	14/10/2016	380.00	380.00						380.00	
Esterlina Gamez (Nac School & Office Supplies)	16-10-5574	17/10/2016	995.50	995.50						995.50	
SPSO Central Store	16-10-5574	17/10/2016	180.00	180.00						180.00	
Nac School & Office Supplies	16-10-5603	18/10/2016	1,044.00	1,044.00						1,044.00	
Komodo Woodworks	16-10-5624	18/10/2016	2,700.00	2,700.00						2,700.00	
Otani Bazar	16-10-5654	19/10/2016	491.84	491.84						491.84	
SPSO Central Store	16-10-5667	20/10/2016	170.00	170.00						170.00	
Otani Bazar	16-10-5723	25/10/2016	918.00	918.00						918.00	
UPV Employees Cooperative	16-10-5735	25/10/2016	15,000.00	15,000.00						15,000.00	
Damires Hills Tierra Verde	16-10-5746	25/10/2016	29,500.00	29,500.00						29,500.00	
UPV Employees Cooperative	16-10-5767	27/10/2016	20,000.00	20,000.00						20,000.00	
GCC Golden Janitorial & Office Supplies & Equipment	16-10-5769	27/10/2016	34.00	34.00						34.00	
Nac School & Office Supplies	16-10-5769	27/10/2016	40.00	40.00						40.00	
Otani Bazar	16-10-5769	27/10/2016	521.30	521.30						521.30	
Iloilo Pies Surprise	16-10-5772	27/10/2016	10,000.00	10,000.00						10,000.00	

AGING OF DUE AND DEMANDABLE OBLIGATIONS  
As of December 31, 2018

Department : State Universities and Colleges  
 Agency : University of the Philippines System  
 Operating Units : System  
 Organization Code (UACS) : 08-008-00-00000  
 Funding Source Code (as clustered): 101  
 (e.g. Old Fund Code: 101,102, 151)

Name of Creditor	Obligation Request			AGING OF DUE AND DEMANDABLE OBLIGATIONS						Remarks	
	Number	Date	Amount	Amount	90 days & below	91 to 180 days	181 to 270 days	271 to 360 days	Beyond 360 days		
											1
SIAMCI	16-10-5807	28/10/2016	35,840.00	35,840.00						35,840.00	
Nutrends Cuisine Catering Services	16-11-6035	16/11/2016	28,000.00	28,000.00						28,000.00	
Micro Asia Builders Corporation	16-11-6083	18/11/2016	10,498,865.41	10,498,865.41						10,498,865.41	
FFJJ Construction	16-11-6084	18/11/2016	47,405,336.17	47,405,336.17						47,405,336.17	
Iloilo East Empire Merchandising	16-11-6156	22/11/2016	16,225.00	16,225.00						16,225.00	
Nutrends Cuisine Catering Services	16-11-6173	23/11/2016	17,500.00	17,500.00						17,500.00	
UPV Employees Cooperative	16-11-6173	23/11/2016	17,500.00	17,500.00						17,500.00	
CDMO Central Store /Rolando Jamero	16-11-6205	28/11/2016	8,017.06	8,017.06						8,017.06	
UPV Employees Cooperative	16-11-6228	29/11/2016	6,400.00	6,400.00						6,400.00	
Iloilo Pies Surprise	16-11-6229	29/11/2016	8,800.00	8,800.00						8,800.00	
UPV Employees Cooperative	16-11-6232	29/11/2016	1,100.00	1,100.00						1,100.00	
UPV Employees Cooperative	16-12-6396	12/12/2016	20,400.00	20,400.00					20,400.00		
CDMO Central Store c/o Rolando Jamero	16-12-6403	12/12/2016	3,964.65	3,964.65					3,964.65		
Maureen Kay Ongco	16-12-6403	12/12/2016	29,400.00	29,400.00					29,400.00		
CDMO Central Store c/o Rolando Jamero	16-12-6408	13/12/2016	22,820.50	22,820.50					22,820.50		
Kris DB Construction & Supply	16-12-6408	13/12/2016	20,250.00	20,250.00					20,250.00		
Maureen Kay Ongco	16-12-6408	13/12/2016	48,260.25	48,260.25					48,260.25		
NEM Construction Supplies & Services	16-12-6413	13/12/2016	404,999.99	404,999.99					404,999.99		
CDMO Central Store c/o Rolando Jamero	16-12-6419	13/12/2016	213,966.40	213,966.40					213,966.40		
Maureen Kay Ongco	16-12-6419	13/12/2016	58,505.00	58,505.00					58,505.00		
SITELCO	16-12-6464	14/12/2016	585.78	585.78					585.78		
Waterworld Iloilo	16-12-6526	16/12/2016	14,000.00	14,000.00					14,000.00		
Joemar Cagampang	16-12-6651	23/12/2016	2,925.00	2,925.00					2,925.00		
Innove Communications	16-12-6663	23/12/2016	1,395.54	1,395.54					1,395.54		
Cheryl Joy Fernandez	16-12-6666	23/12/2016	1,430.00	1,430.00					1,430.00		
Innove Communications	16-12-6667	23/12/2016	700.00	700.00					700.00		
SITELCO	16-12-6668	23/12/2016	1,607.65	1,607.65					1,607.65		
Innove Communications	16-12-6669	23/12/2016	700.00	700.00					700.00		
Innove Communications	16-12-6670	23/12/2016	1,364.94	1,364.94					1,364.94		
SITELCO	16-12-6671	23/12/2016	1,780.80	1,780.80					1,780.80		
UPV Employees Cooperative	16-12-6674	23/12/2016	7,109.00	7,109.00					7,109.00		
Globe Telecom Inc	16-12-6677	23/12/2016	2,825.28	2,825.28					2,825.28		
Mary Barby Jover	16-12-6678	23/12/2016	1,600.00	1,600.00					1,600.00		
Artemio Cuenta	16-12-6679	23/12/2016	856.00	856.00					856.00		
Andy Taja-on	16-12-6679A	23/12/2016	1,881.25	1,881.25					1,881.25		
SITELCO	16-12-6682	23/12/2016	1,649.02	1,649.02					1,649.02		
LBP (R Mallo)	16-12-6700	23/12/2016	10,000.00	10,000.00					10,000.00		
PLDT	16-12-6703	23/12/2016	1,654.59	1,654.59					1,654.59		
Globe Telecom Inc	16-12-6710	23/12/2016	1,114.33	1,114.33					1,114.33		
Globe Telecom Inc	16-12-6711	23/12/2016	6,628.31	6,628.31					6,628.31		
UPV Employees Cooperative	16-12-6712	23/12/2016	16,740.00	16,740.00					16,740.00		
UPVTC	16-12-6717	23/12/2016	390,000.00	390,000.00					390,000.00		
Maureen Kay Ongco	16-12-6718	23/12/2016	187,800.00	187,800.00					187,800.00		
Ernesita Alingalan	16-12-6725	23/12/2016	23,836.11	23,836.11					23,836.11		
John Rex Solillo	16-12-6726	23/12/2016	800.00	800.00					800.00		
Joyce Alegre	16-12-6743	23/12/2016	39,700.00	39,700.00					39,700.00		
Mary Jane Amar	16-12-6744	23/12/2016	568,160.36	568,160.36					568,160.36		
Ricardo Babaran	16-12-6745	23/12/2016	311,707.52	311,707.52					311,707.52		
Marj Gem Bunda	16-12-6746	23/12/2016	51,726.45	51,726.45					51,726.45		
Jerome Cabansag/Leni Dejepto	16-12-6747	23/12/2016	500,000.00	500,000.00					500,000.00		
Roberto Capon	16-12-6748	23/12/2016	20,790.00	20,790.00					20,790.00		
Naomi Caraje	16-12-6749	23/12/2016	34,261.54	34,261.54					34,261.54		
Margarita De La Cruz	16-12-6751	23/12/2016	24,144.00	24,144.00					24,144.00		

**AGING OF DUE AND DEMANDABLE OBLIGATIONS**  
As of December 31, 2018

Department : State Universities and Colleges  
 Agency : University of the Philippines System  
 Operating Units : System  
 Organization Code (UACS) : 08-008-00-00000  
 Funding Source Code (as clustered): 101  
 (e.g. Old Fund Code: 101,102, 151)

Name of Creditor	Obligation Request			AGING OF DUE AND DEMANDABLE OBLIGATIONS						Remarks
				Amount	90 days & below	91 to 180 days	181 to 270 days	271 to 360 days	Beyond 360 days	
	Number	Date	Amount	5	6	7	8	9	10	
Liberty Espectato	16-12-6752	23/12/2016	9,000.00	9,000.00				9,000.00		
Cheryl Joy Fernandez/ Elaine Grace Fernandez	16-12-6753	23/12/2016	313,909.00	313,909.00				313,909.00		
Shirley Golez	16-12-6755	23/12/2016	400,300.00	400,300.00				400,300.00		
Armi Mae Guzman	16-12-6756	23/12/2016	500,000.00	500,000.00				500,000.00		
Rosalie Hall	16-12-6757	23/12/2016	36,330.00	36,330.00				36,330.00		
Christine Mae Hernando	16-12-6758	23/12/2016	324,350.00	324,350.00				324,350.00		
Jose Neil Hortillo	16-12-6759	23/12/2016	59,400.00	59,400.00				59,400.00		
Rhodella Ibabao	16-12-6761	23/12/2016	196,750.00	196,750.00				196,750.00		
Steve Janagap	16-12-6762	23/12/2016	500,000.00	500,000.00				500,000.00		
Jonathan Jurilla	16-12-6763	23/12/2016	143,081.80	143,081.80				143,081.80		
Carolyn Mijares	16-12-6764	23/12/2016	88,660.00	88,660.00				88,660.00		
Sharon Millan	16-12-6765	23/12/2016	59,400.00	59,400.00				59,400.00		
Sharon Millan	16-12-6767	23/12/2016	228,400.00	228,400.00				228,400.00		
Harold Monteclaro	16-12-6768	23/12/2016	23,600.00	23,600.00				23,600.00		
May Flor Muegue	16-12-6769	23/12/2016	330,876.50	330,876.50				330,876.50		
Moniq Muyargas/Early Sol Gadong/ Marshely Baquiano/Jonny Pornel	16-12-6770	23/12/2016	313,600.00	313,600.00				313,600.00		
Erlinda Naret	16-12-6771	23/12/2016	70,640.00	70,640.00				70,640.00		
Celia Parcon	16-12-6772	23/12/2016	21,183.00	21,183.00				21,183.00		
Dioli Ann Payo/Leni Dejeto	16-12-6773	23/12/2016	500,000.00	500,000.00				500,000.00		
Perkin/Elmer Instruments/Phils Corp	16-12-6774	23/12/2016	500,000.00	500,000.00				500,000.00		
Jose Julie Ramirez	16-12-6776	23/12/2016	57,016.00	57,016.00				57,016.00		
Resurreccion Sadaba	16-12-6777	23/12/2016	226,635.00	226,635.00				226,635.00		
Augusto Serrano Jr	16-12-6778	23/12/2016	247,929.60	247,929.60				247,929.60		
Ma Joji Tan	16-12-6779	23/12/2016	29,976.00	29,976.00				29,976.00		
Karen Villarta	16-12-6780	23/12/2016	55,000.00	55,000.00				55,000.00		
UPV Employees Cooperative	16-12-6797	23/12/2016	14,390.00	14,390.00				14,390.00		
Hotel Del Rio	16-12-6799	23/12/2016	15,000.00	15,000.00				15,000.00		
Indag-an Hablon Inc	16-12-6802	23/12/2016	3,000.00	3,000.00				3,000.00		
Outdoormaster Inc	16-12-6803	23/12/2016	2,000.00	2,000.00				2,000.00		
Patricio Arinto et al	16-12-6806 A	23/12/2016	11,000.00	11,000.00				11,000.00		
Steve Janagap	16-12-6808	23/12/2016	199.75	199.75				199.75		
UPV Employees Cooperative	16-12-6809	23/12/2016	43,750.00	43,750.00				43,750.00		
Steve Janagap	16-12-6810	23/12/2016	79,579.00	79,579.00				79,579.00		
Unit 8 Security Agency Inc	16-12-6813	23/12/2016	125,698.64	125,698.64				125,698.64		
Unit 8 Security Agency Inc	16-12-6813	23/12/2016	346,038.85	346,038.85				346,038.85		
Pacific Sun Manpower Solution	16-12-6814	23/12/2016	3,680.40	3,680.40				3,680.40		
UPV Employees Cooperative	16-12-6815	23/12/2016	400.00	400.00				400.00		
Mary Babbeth Vargas et al	16-12-6816	23/12/2016	23,000.00	23,000.00				23,000.00		
UPV Employees Cooperative	16-12-6817	23/12/2016	1,125.00	1,125.00				1,125.00		
Bennch Transport	16-12-6818	23/12/2016	7,000.00	7,000.00				7,000.00		
National Bookstore	16-12-6819	23/12/2016	6,125.00	6,125.00				6,125.00		
Tatoy's Manokan	16-12-6820	23/12/2016	15,000.00	15,000.00				15,000.00		
National Bookstore	16-12-6821	23/12/2016	5,000.00	5,000.00				5,000.00		
Diversion 21	16-12-6822	23/12/2016	15,000.00	15,000.00				15,000.00		
Zoilo Andrada et al	16-12-6824	23/12/2016	399,500.00	399,500.00				399,500.00		
Zoilo Andrada	16-12-6825	23/12/2016	5,000.00	5,000.00				5,000.00		
Zoilo Andrada	16-12-6825	23/12/2016	300,000.00	300,000.00				300,000.00		
Zoilo Andrada	16-12-6825	23/12/2016	9,750.00	9,750.00				9,750.00		
Bennch Transport	16-12-6826	23/12/2016	7,000.00	7,000.00				7,000.00		
UPV Employees Cooperative	16-12-6827	23/12/2016	1,900.00	1,900.00				1,900.00		
National Bookstore	16-12-6828	23/12/2016	2,500.00	2,500.00				2,500.00		
Iloilo Pies Surprise Food Shop	16-12-6830	23/12/2016	35,500.00	35,500.00				35,500.00		
Louise Annette Escoto	16-12-6831	23/12/2016	725.50	725.50				725.50		

**AGING OF DUE AND DEMANDABLE OBLIGATIONS**  
As of December 31, 2018

Department : State Universities and Colleges  
 Agency : University of the Philippines System  
 Operating Units : System  
 Organization Code (UACS) : 08-008-00-00000  
 Funding Source Code (as clustered): 101  
 (e.g. Old Fund Code: 101,102, 151)

Name of Creditor	Obligation Request			AGING OF DUE AND DEMANDABLE OBLIGATIONS						Remarks
	Number	Date	Amount	Amount	90 days & below	91 to 180 days	181 to 270 days	271 to 360 days	Beyond 360 days	
Christine Mae Hernando	16-12-6832	23/12/2016	641.00	641.00				641.00		
Rhodella Ibabao et al	16-12-6833	23/12/2016	6,500.00	6,500.00				6,500.00		
Maureen Kay Ongo	16-12-6838	23/12/2016	34,631.00	34,631.00				34,631.00		
Roberto Lacsamana	16-12-6839	23/12/2016	5,494.00	5,494.00				5,494.00		
CDMO Central Store c/o Rolando Jamero	16-12-6840	23/12/2016	139,875.12	139,875.12				139,875.12		
Maureen Kay Ongo	16-12-6840	23/12/2016	117,637.54	117,637.54				117,637.54		
Kris Db Construction & Supply	16-12-6841	23/12/2016	3,868,152.54	3,868,152.54				3,868,152.54		
CDMO Central Store /Rolando Jamero	16-12-6842	23/12/2016	3,653.94	3,653.94				3,653.94		
Ricar Franciso	16-12-6842	23/12/2016	72,151.23	72,151.23				72,151.23		
Kris Db Construction & Supply	16-12-6843	23/12/2016	2,747,528.56	2,747,528.56				2,747,528.56		
CDMO Central Store /Rolando Jamero	16-12-6844	23/12/2016	108,503.84	108,503.84				108,503.84		
Edzel Montehermoso	16-12-6844	23/12/2016	20,264.34	20,264.34				20,264.34		
UPV Employees Cooperative	16-12-6850	23/12/2016	20,000.00	20,000.00				20,000.00		
UPV Employees Cooperative	16-12-6851	23/12/2016	10,000.00	10,000.00				10,000.00		
Ma.Susan Otero	16-12-6852	23/12/2016	8,000.00	8,000.00				8,000.00		
TLRC Trust Fund	16-12-6853	23/12/2016	4,500.00	4,500.00				4,500.00		
Nutrends Cuisine Catering Services	16-12-6854	23/12/2016	28,000.00	28,000.00				28,000.00		
Ma.Susan Otero	16-12-6855	23/12/2016	5,382.95	5,382.95				5,382.95		
Ma.Susan Otero	16-12-6855	23/12/2016	1,000.00	1,000.00				1,000.00		
Ma.Susan Otero	16-12-6857	23/12/2016	12,455.00	12,455.00				12,455.00		
Ma.Susan Otero	16-12-6857	23/12/2016	56,982.95	56,982.95				56,982.95		
Ma.Susan Otero	16-12-6857	23/12/2016	2,000.00	2,000.00				2,000.00		
Enrique Legaspi	16-12-6858	23/12/2016	500.00	500.00				500.00		
Jenelle A Acosa et al	16-12-6882	23/12/2016	11,850.00	11,850.00				11,850.00		
TLRC Trust Fund	16-12-6887	23/12/2016	520.00	520.00				520.00		
UPV Employees Cooperative	16-12-6888	23/12/2016	33,000.00	33,000.00				33,000.00		
Ramon Carlo Cruzpero	16-12-6889	23/12/2016	2,589.00	2,589.00				2,589.00		
TLRC Trust Fund	16-12-6890	23/12/2016	1,920.00	1,920.00				1,920.00		
Vicente Balinas	16-12-6891	23/12/2016	8,000.00	8,000.00				8,000.00		
Vicente Balinas	16-12-6891	23/12/2016	12,000.00	12,000.00				12,000.00		
UPV Employees Cooperative	16-12-6892	23/12/2016	6,000.00	6,000.00				6,000.00		
Daniel David Pamplona	16-12-6893	23/12/2016	4,000.00	4,000.00				4,000.00		
Perry Neil Fernandez	16-12-6896	23/12/2016	1,500.00	1,500.00				1,500.00		
Elmer Arapoc	16-12-6897	23/12/2016	1,500.00	1,500.00				1,500.00		
Henry Tarrazona	16-12-6898	23/12/2016	1,000.00	1,000.00				1,000.00		
Salvacion Famisan	16-12-6899	23/12/2016	1,000.00	1,000.00				1,000.00		
Jumar Cadondon	16-12-6900	23/12/2016	1,000.00	1,000.00				1,000.00		
Raul Olaguer	16-12-6901	23/12/2016	3,000.00	3,000.00				3,000.00		
Ramon Carlo Cruzpero	16-12-6902	23/12/2016	3,000.00	3,000.00				3,000.00		
Vicente Balinas	16-12-6904	23/12/2016	4,000.00	4,000.00				4,000.00		
Daneil David Pamplona	16-12-6906	23/12/2016	3,000.00	3,000.00				3,000.00		
Bonifacio Doma Jr	16-12-6908	23/12/2016	5,000.00	5,000.00				5,000.00		
Lucita de Guzman	16-12-6914	23/12/2016	1,500.00	1,500.00				1,500.00		
Dennis Ong	16-12-6915	23/12/2016	1,500.00	1,500.00				1,500.00		
Naomi Camaje	16-12-6916	23/12/2016	2,000.00	2,000.00				2,000.00		
National Bookstore	16-12-6917	23/12/2016	2,500.00	2,500.00				2,500.00		
UPV Employees Cooperative	16-12-6918	23/12/2016	7,277.00	7,277.00				7,277.00		
Bennch Transport	16-12-6920	23/12/2016	8,000.00	8,000.00				8,000.00		
Highway 21	16-12-6921	23/12/2016	8,000.00	8,000.00				8,000.00		
Amane Kitchenette	16-12-6922	23/12/2016	10,000.00	10,000.00				10,000.00		
Highway 21	16-12-6925	23/12/2016	24,000.00	24,000.00				24,000.00		
Bennch Transport	16-12-6926	23/12/2016	4,500.00	4,500.00				4,500.00		
Breakthrough	16-12-6927	23/12/2016	9,000.00	9,000.00				9,000.00		

**AGING OF DUE AND DEMANDABLE OBLIGATIONS**  
As of December 31, 2018

Department : State Universities and Colleges  
 Agency : University of the Philippines System  
 Operating Units : System  
 Organization Code (UACS) : 08-008-00-00000  
 Funding Source Code (as clustered): 101  
 (e.g. Old Fund Code: 101,102, 151)

Name of Creditor	Obligation Request			AGING OF DUE AND DEMANDABLE OBLIGATIONS						Remarks	
	Number	Date	Amount	Amount	90 days & below	91 to 180 days	181 to 270 days	271 to 360 days	Beyond 360 days		
											1
Hanny Jan Mediodia	16-12-6928	23/12/2016	30,000.00	30,000.00					30,000.00		
Ileco I	16-12-6930	23/12/2016	343,276.82	343,276.82					343,276.82		
Peco Inc	16-12-6931	23/12/2016	235,956.21	235,956.21					235,956.21		
Arthur Barrido et al	16-12-6956	23/12/2016	75,932.00	75,932.00					75,932.00		
Bartolome Togonon	16-12-6962	23/12/2016	242,028.24	242,028.24					242,028.24		
Bartolome Togonon	16-12-6962	23/12/2016	72,277.76	72,277.76					72,277.76		
Catherine Anecita et al	16-12-6963	23/12/2016	12,780.24	12,780.24					12,780.24		
Christine Hernandez et al	16-12-6964	23/12/2016	29,885.40	29,885.40					29,885.40		
Caridad Jimenez et al	16-12-6965	23/12/2016	17,200.80	17,200.80					17,200.80		
Crispino A Saclauso et al	16-12-6966	23/12/2016	10,758.70	10,758.70					10,758.70		
Evelyn O Alobba	16-12-6967	23/12/2016	17,087.29	17,087.29					17,087.29		
Encarnacion Emilia Yap et al	16-12-6972	23/12/2016	19,851.00	19,851.00					19,851.00		
Evelyn O Alobba	16-12-6973	23/12/2016	410,592.71	410,592.71					410,592.71		
Evelyn O Alobba	16-12-6973	23/12/2016	74,501.52	74,501.52					74,501.52		
Evelyn O Alobba	16-12-6974	23/12/2016	1,902,490.19	1,902,490.19					1,902,490.19		
Evelyn O Alobba	16-12-6974	23/12/2016	105,581.77	105,581.77					105,581.77		
Raphael Belleza et al	16-12-6975	23/12/2016	54,322.02	54,322.02					54,322.02		
Hernane Gonzales	16-12-6981	23/12/2016	1,363,799.00	1,363,799.00					1,363,799.00		
Harold Monteclaro et al	16-12-6982	23/12/2016	25,395.00	25,395.00					25,395.00		
Juliana Baylon et al	16-12-6983	23/12/2016	40,415.59	40,415.59					40,415.59		
Jose Panggat	16-12-6985	23/12/2016	292,047.78	292,047.78					292,047.78		
Jose Panggat	16-12-6985	23/12/2016	39,567.88	39,567.88					39,567.88		
Jose Panggat	16-12-6985	23/12/2016	540,699.34	540,699.34					540,699.34		
Leah Araneta et al	16-12-6986	23/12/2016	85,547.93	85,547.93					85,547.93		
Luzette Teruel et al	16-12-6987	23/12/2016	171,943.20	171,943.20					171,943.20		
Marshaly Baquiano et al	16-12-6989	23/12/2016	133,187.26	133,187.26					133,187.26		
Mitzi Calawigan et al	16-12-6990	23/12/2016	11,074.80	11,074.80					11,074.80		
Rosario Dumagpi et al	16-12-6994	23/12/2016	13,187.00	13,187.00					13,187.00		
Roman Sanares	16-12-7000	23/12/2016	325,229.60	325,229.60					325,229.60		
Steve Janagap et al	16-12-7002	23/12/2016	32,228.28	32,228.28					32,228.28		
Susan Mila A Tosalem et al	16-12-7003	23/12/2016	85,156.88	85,156.88					85,156.88		
Virginia Nacanaynay	16-12-7005	23/12/2016	645,353.62	645,353.62					645,353.62		
Virginia Nacanaynay	16-12-7005	23/12/2016	444,009.38	444,009.38					444,009.38		
Virgildo Sabalo et al	16-12-7007	23/12/2016	127,831.40	127,831.40					127,831.40		
Divina Punongbayan et al	16-12-7010	23/12/2016	12,700.55	12,700.55					12,700.55		
Maria Kristina G Almonte	16-12-7011	23/12/2016	50,058.00	50,058.00					50,058.00		
Ray D Caulin	16-12-7012	23/12/2016	25,585.20	25,585.20					25,585.20		
Dexter Lloyd C Cusajotor	16-12-7013	23/12/2016	57,226.80	57,226.80					57,226.80		
Frediezel G De Leon	16-12-7014	23/12/2016	52,734.00	52,734.00					52,734.00		
Fritzie John P Divinagracia	16-12-7015	23/12/2016	61,182.00	61,182.00					61,182.00		
Merielle N Impreso	16-12-7016	23/12/2016	52,470.00	52,470.00					52,470.00		
Emmanuel A Lerona	16-12-7017	23/12/2016	61,182.00	61,182.00					61,182.00		
Corazon C Libiano	16-12-7018	23/12/2016	71,379.00	71,379.00					71,379.00		
Alfredo Nathaniel Marte	16-12-7019	23/12/2016	47,277.00	47,277.00					47,277.00		
Randy M Madrid	16-12-7020	23/12/2016	83,259.00	83,259.00					83,259.00		
Carla Joy Nugpo	16-12-7021	23/12/2016	71,379.00	71,379.00					71,379.00		
Rene John B Nuñez	16-12-7022	23/12/2016	61,182.00	61,182.00					61,182.00		
Elemar E Teje	16-12-7023	23/12/2016	52,470.00	52,470.00					52,470.00		
Levins International	16-06-1877	27/06/2016	70,560.00	70,560.00						70,560.00	
1-6-8 Const & Supply	16-12-6939	21/12/2016	160,579.00	160,579.00					160,579.00		
Catherine Anecita	17-01-223	25/01/2017	5,000.00	5,000.00					5,000.00		
Emesita Alingalan	17-01-269	27/01/2017	5,000.00	5,000.00					5,000.00		
Jasbert Enterprises	17-01-301	31/01/2017	175.00	175.00					175.00		

**AGING OF DUE AND DEMANDABLE OBLIGATIONS**  
As of December 31, 2018

Department : State Universities and Colleges  
 Agency : University of the Philippines System  
 Operating Units : System  
 Organization Code (UACS) : 08-008-00-00000  
 Funding Source Code (as clustered): 101  
 (e.g. Old Fund Code: 101,102, 151)

Name of Creditor	Obligation Request			AGING OF DUE AND DEMANDABLE OBLIGATIONS						Remarks	
	Number	Date	Amount	Amount	90 days & below	91 to 180 days	181 to 270 days	271 to 360 days	Beyond 360 days		
											1
Jasbert Enterprises	17-01-304	31/01/2017	80.00	80.00				80.00			
Abacus Book And Card Corp.	17-02-338	02/02/2017	948.75	948.75				948.75			
Nac School & Office Supplies	17-02-423	07/02/2017	195.00	195.00				195.00			
C.U.T Commercial Corp.	17-02-423	07/02/2017	390.00	390.00				390.00			
UPV Employees Cooperative	17-02-710	28/02/2017	50,000.00	50,000.00				50,000.00			
Amane Kitchenette	17-02-715	28/02/2017	7,500.00	7,500.00				7,500.00			
Enrique Legaspi	17-03-1138	28/03/2017	5,000.00	5,000.00				5,000.00			
Iloilo Master Traders	17-03-3579	06/09/2017	11,780.00	11,780.00		11,780.00					
Jasbert Enterprises	17-03-747	01/03/2017	187.50	187.50				187.50			
Jasbert Enterprises	17-03-747	01/03/2017	175.00	175.00				175.00			
Otani Bazar	17-04-1362	17/04/2017	182.00	182.00			182.00				
Otani Bazar	17-04-1503	24/04/2017	195.00	195.00			195.00				
Medical Test Systems, Inc.	17-04-1558	26/04/2017	8,650.00	8,650.00			8,650.00				
Nac School & Office Supplies	17-05-1699	08/05/2017	248.00	248.00			248.00				
Jasbert Enterprises	17-05-1885	17/05/2017	75.00	75.00			75.00				
Progress Home & Office Furnishing	17-05-1959	19/05/2017	11,500.00	11,500.00			11,500.00				
Rolando Jamero	17-05-1962	19/05/2017	10,000.00	10,000.00			10,000.00				
Micro-Asia Builders	17-05-1963	19/05/2017	46,724,554.61	46,724,554.61			46,724,554.61				
Copylandia Office Systems Corporation	17-06-2269	29/05/2017	6,250.00	6,250.00			6,250.00				
Nac School & Office Supplies	17-06-2358	16/06/2017	280.00	280.00			280.00				
C.U.T Commercial Corp.	17-06-2358	16/06/2017	390.00	390.00			390.00				
Jasbert Enterprises	17-06-2387	19/06/2017	232.50	232.50			232.50				
Iloilo City Hardware, Inc.	17-06-2469	22/06/2017	4,695.50	4,695.50			4,695.50				
Delta Merchandising	17-07-2570	04/07/2017	5,000.00	5,000.00		5,000.00					
Computron Business Center	17-07-2720	12/07/2017	3,800.00	3,800.00		3,800.00					
Philippine Duplicators, Inc.	17-07-2723	12/07/2017	5,420.80	5,420.80		5,420.80					
Iloilo City Hardware	17-07-2761	14/07/2017	113,097.02	113,097.02		113,097.02					
Rolando Jamero	17-07-2761	14/07/2017	61,378.23	61,378.23		61,378.23					
Iloilo City Hardware	17-07-2761	14/07/2017	113,097.02	113,097.02		113,097.02					
Winterfield Marketing	17-07-2761	14/07/2017	19,698.00	19,698.00		19,698.00					
Nufable Lumber Hardware	17-07-2761	14/07/2017	13,086.75	13,086.75		13,086.75					
M-Car Construction Supply	17-07-2762	14/07/2017	14,090.00	14,090.00		14,090.00					
Nutrends Cuisine Catering Services	17-07-2924	25/07/2017	12,250.00	12,250.00		12,250.00					
Inkredible Ink And Toner Specialist	17-08-3256	15/08/2017	8,100.00	8,100.00		8,100.00					
Nufable Lumber & Hardware	17-08-3257	15/08/2017	10,358.46	10,358.46		10,358.46					
Star Appliance Center, Inc.	17-08-3323	18/08/2017	3,990.00	3,990.00		3,990.00					
Jazzer Hardware And Electrical	17-08-3337	18/08/2017	9,450.00	9,450.00		9,450.00					
Nufable Lumber And Hardware	17-08-3363	22/08/2017	27,000.00	27,000.00		27,000.00					
Jazzer Hardware And Electrical Supply	17-08-3363	22/08/2017	8,109.00	8,109.00		8,109.00					
Micro-Asia Builders	17-08-3472	30/08/2017	141,463,853.65	141,463,853.65		141,463,853.65					
Computron Business Center	17-08-3473	30/08/2017	2,500.00	2,500.00		2,500.00					
Iloilo East Empire Merchandising Inc.	17-08-3477	30/08/2017	3,500.00	3,500.00		3,500.00					
Jasbert Enterprises	17-08-3481	31/08/2017	3,300.00	3,300.00		3,300.00					
Delta Merchandising	17-08-3559	06/09/2017	12,200.00	12,200.00		12,200.00					
Premier Islands Managemnt Corporation	17-09-3135	29/09/2017	36,528.00	36,528.00		36,528.00					
Citi Gas, Inc	17-09-3561	06/09/2017	10,500.00	10,500.00		10,500.00					
Uy Marketing	17-09-3582	07/09/2017	14,000.00	14,000.00		14,000.00					
Computron Business Center	17-09-3600	08/09/2017	12,150.00	12,150.00		12,150.00					
Computron Business Center	17-09-3640	11/09/2017	3,190.00	3,190.00		3,190.00					
Jasbert Enterprises	17-09-3788	20/09/2017	1,236.00	1,236.00		1,236.00					
Iloilo 3B	17-09-3847	25/09/2017	16,400.00	16,400.00		16,400.00					
Nufable Lumber & Hardware	17-09-3849	25/09/2017	28,975.00	28,975.00		28,975.00					
Nac School & Office Supplies	17-09-3883	27/09/2017	816.00	816.00		816.00					

**AGING OF DUE AND DEMANDABLE OBLIGATIONS**  
As of December 31, 2018

Department : State Universities and Colleges  
 Agency : University of the Philippines System  
 Operating Units : System  
 Organization Code (UACS) : 08-008-00-00000  
 Funding Source Code (as clustered): 101  
 (e.g. Old Fund Code: 101,102, 151)

Name of Creditor	Obligation Request			AGING OF DUE AND DEMANDABLE OBLIGATIONS						Remarks				
	Number	Date	Amount	Amount	90 days & below	91 to 180 days	181 to 270 days	271 to 360 days	Beyond 360 days					
											1	2	3	4
Prince Valiant International Corp	17-09-3904	28/09/2017	10,000.00	10,000.00			10,000.00							
Prince Valiant International Corp	17-09-3905	28/09/2017	10,000.00	10,000.00			10,000.00							
Premier Islands Managemnt Corporation	17-09-3925	29/09/2017	418.17	418.17			418.17							
Computron Business Center	17-09-4012	04/10/2017	3,315.00	3,315.00	3,315.00									
U-Bix Corporation	17-10-3945	02/10/2017	8,460.00	8,460.00	8,460.00									
Philippine Duplicators, Inc.	17-10-3946	02/10/2017	5,420.80	5,420.80	5,420.80									
Computron Business Center	17-10-4012	04/10/2017	6,600.00	6,600.00	6,600.00									
Wood Fashion Design And Creation	17-10-4067	09/10/2017	9,100.00	9,100.00	9,100.00									
Computron Business Center	17-10-4086	09/10/2017	7,615.00	7,615.00	7,615.00									
Nac School & Office Supplies	17-10-4095	10/10/2017	175.00	175.00	175.00									
Computron Business Center	17-10-4118	10/10/2017	7,605.00	7,605.00	7,605.00									
Computron Business Center	17-10-4143	11/10/2017	3,300.00	3,300.00	3,300.00									
Hotel Del Rio	17-10-4149	11/10/2017	69,196.00	69,196.00	69,196.00									
Winterfield Marketing	17-10-4151	11/10/2017	4,286.00	4,286.00	4,286.00									
Bennch Transport Services	17-10-4153	11/10/2017	10,500.00	10,500.00	10,500.00									
Meriam Transport / Doreen La Villa	17-10-4153	11/10/2017	6,000.00	6,000.00	6,000.00									
Iloilo East Empire	17-10-4155	11/10/2017	1,800.00	1,800.00	1,800.00									
Nac School & Office Supplies	17-10-4172	12/10/2017	2,028.00	2,028.00	2,028.00									
Yana Chemodities, Inc.	17-10-4195	13/10/2017	5,500.00	5,500.00	5,500.00									
D'Malt Industrial Sales Corp.	17-10-4195	13/10/2017	10,700.00	10,700.00	10,700.00									
Medical Test System, Inc.	17-10-4196	13/10/2017	6,889.00	6,889.00	6,889.00									
Medical Test Systems, Inc.	17-10-4197	13/10/2017	15,000.00	15,000.00	15,000.00									
Computron Business Center	17-10-4199	13/10/2017	3,465.00	3,465.00	3,465.00									
Micro-Asia Builders	17-10-4216	18/10/2017	19,106,653.20	19,106,653.20	19,106,653.20									
Upv Employees Cooperative	17-10-4226	18/10/2017	13,999.68	13,999.68	13,999.68									
Signrays	17-10-4226	18/10/2017	4,500.00	4,500.00	4,500.00									
Computron Business Center	17-10-4239	19/10/2017	3,300.00	3,300.00	3,300.00									
Computron Business Center	17-10-4261	19/10/2017	58,600.00	58,600.00	58,600.00									
Nufable Lumber & Hardware	17-10-4265	19/10/2017	305.00	305.00	305.00									
Jasbert Enterprises	17-10-4299	20/10/2017	4,212.75	4,212.75	4,212.75									
Iloilo Izeem Commercial	17-10-4299	20/10/2017	1,508.00	1,508.00	1,508.00									
Computron Business Center	17-10-4300	23/10/2017	6,170.00	6,170.00	6,170.00									
Nac School & Office Supplies	17-10-4316	23/10/2017	880.00	880.00	880.00									
Computron Business Center	17-10-4329	24/10/2017	3,240.00	3,240.00	3,240.00									
Jasbert Enterprises	17-10-4331	24/10/2017	3,148.35	3,148.35	3,148.35									
Buenviaje Tire Center, Inc.	17-10-4334	24/10/2017	5,250.00	5,250.00	5,250.00									
Delta Merchandising	17-10-4339	24/10/2017	4,300.00	4,300.00	4,300.00									
Nac School And Office Supplies	17-10-4352	25/10/2017	1,525.75	1,525.75	1,525.75									
Jasbert Enterprises	17-10-4352	25/10/2017	1,187.50	1,187.50	1,187.50									
Iloilo Izeem Commercial	17-10-4352	25/10/2017	1,814.00	1,814.00	1,814.00									
Nac School And Office Supplies	17-10-4357	25/10/2017	740.00	740.00	740.00									
Iloilo Izeem Commercial	17-10-4357	25/10/2017	3,800.00	3,800.00	3,800.00									
Computron Business Center	17-10-4369	26/10/2017	14,839.00	14,839.00	14,839.00									
Delta Merchandising	17-10-4392	27/10/2017	4,995.00	4,995.00	4,995.00									
Computron Business Center	17-10-4393	27/10/2017	2,370.00	2,370.00	2,370.00									
Cefekur Garments Ind.	17-10-4403	30/10/2017	20,000.00	20,000.00	20,000.00									
Delta Merchandising	17-10-4585	04/07/2017	1,300.00	1,300.00		1,300.00								
Micro-Asia Builders	17-10-5632	29/12/2017	893,346.80	893,346.80	893,346.80									
Iloilo Home Art Furniture	17-11-4229	18/10/2017	14,900.00	14,900.00	14,900.00									
Upv Employees Cooperative	17-11-4441	30/10/2017	6,000.00	6,000.00	6,000.00									
Iloilo City Hardware	17-11-4447	03/11/2017	7,973.00	7,973.00	7,973.00									
Christopher Honorario	17-11-4457	03/11/2017	31,500.00	31,500.00	31,500.00									
Iloilo Izeem Commercial	17-11-4458	03/11/2017	2,100.00	2,100.00	2,100.00									



**AGING OF DUE AND DEMANDABLE OBLIGATIONS**  
As of December 31, 2018

Department : State Universities and Colleges  
 Agency : University of the Philippines System  
 Operating Units : System  
 Organization Code (UACS) : 08-008-00-00000  
 Funding Source Code (as clustered): 101  
 (e.g. Old Fund Code: 101,102, 151)

Name of Creditor	Obligation Request			AGING OF DUE AND DEMANDABLE OBLIGATIONS						Remarks	
	Number	Date	Amount	Amount	90 days & below	91 to 180 days	181 to 270 days	271 to 360 days	Beyond 360 days		
											5
Swwa Plastic Center	17-11-4458	03/11/2017	4,250.00	4,250.00	4,250.00						
Nac School & Office Supplies	17-11-4458	03/11/2017	606.00	606.00	606.00						
Computron Business Center	17-11-4463	03/11/2017	3,580.00	3,580.00	3,580.00						
Nufable Lumber & Hardware	17-11-4464	03/11/2017	3,850.00	3,850.00	3,850.00						
Ocean City Seafood & Restaurant, Inc.	17-11-4478	06/11/2017	9,385.00	9,385.00	9,385.00						
Jasbert Enterprises	17-11-4481	06/11/2017	1,813.00	1,813.00	1,813.00						
Computron Business Center	17-11-4483	06/11/2017	4,550.00	4,550.00	4,550.00						
Viza Printing	17-11-4484	06/11/2017	4,680.00	4,680.00	4,680.00						
CAS-PSM	17-11-4487	06/11/2017	3,362.40	3,362.40	3,362.40						
Computron Business Center	17-11-4500	07/11/2017	3,950.00	3,950.00	3,950.00						
Computron Business Center	17-11-4503	07/11/2017	2,465.00	2,465.00	2,465.00						
U-Bix Corporation	17-11-4505	07/11/2017	4,230.00	4,230.00	4,230.00						
Inkredible Ink	17-11-4507	07/11/2017	3,570.00	3,570.00	3,570.00						
Hiihway 21 Hotel	17-11-4510	07/11/2017	7,500.00	7,500.00	7,500.00						
Vivian Topor	17-11-4511	07/11/2017	9,000.00	9,000.00	9,000.00						
Nac School & Office Supplies	17-11-4544	08/11/2017	810.75	810.75	810.75						
Otani Bazar	17-11-4544	08/11/2017	885.60	885.60	885.60						
Jasbert Enterprises	17-11-4544	08/11/2017	6,601.00	6,601.00	6,601.00						
Otani Bazar	17-11-4550	08/11/2007	2,954.75	2,954.75	2,954.75						
Lienrevfaith Designs & Prints	17-11-4567	10/11/2017	26,100.00	26,100.00	26,100.00						
Bennch Transport Services	17-11-4573	10/11/2017	7,400.00	7,400.00	7,400.00						
Jasbert Enterprises	17-11-4582	10/11/2017	22,090.00	22,090.00	22,090.00						
Computron Business Center	17-11-4588	13/11/2017	7,908.00	7,908.00	7,908.00						
Delta Merchandising	17-11-4588	13/11/2017	410.00	410.00	410.00						
Uncle Tom'S	17-11-4589	13/11/2017	4,990.00	4,990.00	4,990.00						
ACCTG	17-11-4590	13/11/2017	1,199.00	1,199.00	1,199.00						
Nac School And Office Supplies	17-11-4590	13/11/2017	2,045.00	2,045.00	2,045.00						
Synergy Sales Int'L Corp.	17-11-4590	13/11/2017	6,258.00	6,258.00	6,258.00						
SOTECH	17-11-4592	13/11/2017	2,156.20	2,156.20	2,156.20						
Delta Merchandising	17-11-4594	13/11/2017	1,440.00	1,440.00	1,440.00						
Computron Business Center	17-11-4602	13/11/2017	13,210.00	13,210.00	13,210.00						
OUR/API	17-11-4605	13/11/2017	790.00	790.00	790.00						
Mandaue Foam Industries	17-11-4606	13/11/2017	9,040.00	9,040.00	9,040.00						
Apstar Trader & Printer	17-11-4607	13/11/2017	2,600.00	2,600.00	2,600.00						
Jasbert Enterprises	17-11-4607	13/11/2017	415.00	415.00	415.00						
Jasbert Enterprises	17-11-4607	13/11/2017	2,833.00	2,833.00	2,833.00						
Highway 21 Hotel	17-11-4624	14/11/2017	19,320.00	19,320.00	19,320.00						
Bennch Transport Services	17-11-4626	14/11/2017	2,800.00	2,800.00	2,800.00						
Amane Kichenette	17-11-4627	14/11/2017	10,000.00	10,000.00	10,000.00						
Breakthrough Restaurant	17-11-4628	14/11/2017	9,000.00	9,000.00	9,000.00						
Rainphilis Inc.	17-11-4653	15/11/2017	27,000,000.00	27,000,000.00	27,000,000.00						
Krypton Ind. Resources	17-11-4656	15/11/2017	388,000.00	388,000.00	388,000.00						
Nufable Lumber & Hardware	17-11-4659	15/11/2017	22,000.00	22,000.00	22,000.00						
Its Science Phils	17-11-4660	15/11/2017	4,745,800.00	4,745,800.00	4,745,800.00						
UPV Employees Cooperative	17-11-4661	15/11/2017	9,000.00	9,000.00	9,000.00						
Levins International	17-11-4662	15/11/2017	104,900.00	104,900.00	104,900.00						
Nac School & Office Supplies	17-11-4664	15/11/2017	3,925.00	3,925.00	3,925.00						
Jasbert Enterprises	17-11-4664	15/11/2017	3,925.00	3,925.00	3,925.00						
Star Appliance Center, Inc.	17-11-4665	15/11/2017	1,995.00	1,995.00	1,995.00						
Otani Bazar	17-11-4667	15/11/2017	2,130.20	2,130.20	2,130.20						
F&E Enterprise	17-11-4668	15/11/2017	528.00	528.00	528.00						
F&E Enterprise	17-11-4668	15/11/2017	5,550.00	5,550.00	5,550.00						
Think Right Devt. Corp.	17-11-4669	15/11/2017	53,100.00	53,100.00	53,100.00						

**AGING OF DUE AND DEMANDABLE OBLIGATIONS**  
As of December 31, 2018

Department : State Universities and Colleges  
 Agency : University of the Philippines System  
 Operating Units : System  
 Organization Code (UACS) : 08-008-00-00000  
 Funding Source Code (as clustered): 101  
 (e.g. Old Fund Code: 101,102, 151)

Name of Creditor	Obligation Request			AGING OF DUE AND DEMANDABLE OBLIGATIONS						Remarks		
	Number	Date	Amount	Amount	90 days & below	91 to 180 days	181 to 270 days	271 to 360 days	Beyond 360 days			
											1	2
UPV Employees Cooperative	17-11-4669	15/11/2017	18,000.00	18,000.00	18,000.00							
Think Right Devt Corp.	17-11-4670	15/11/2017	37,500.00	37,500.00	37,500.00							
Computron Business Center	17-11-4671	15/11/2017	17,980.00	17,980.00	17,980.00							
Levins International	17-11-4673	15/11/2017	189,000.00	189,000.00	189,000.00							
Pjd Lab Marketing	17-11-4673	15/11/2017	347,890.00	347,890.00	347,890.00							
D'Malt Industrial Sales	17-11-4673	15/11/2017	97,360.00	97,360.00	97,360.00							
Yana Chemodities	17-11-4676	15/11/2017	44,800.00	44,800.00	44,800.00							
Bennch Transport Services	17-11-4677	15/11/2017	7,200.00	7,200.00	7,200.00							
Jaruda Metal Industries	17-11-4680	16/11/2017	18,700.00	18,700.00	18,700.00							
Delta Merchandising	17-11-4681	16/11/2017	9,700.00	9,700.00	9,700.00							
Nufable Lumber & Hardware	17-11-4684	16/11/2017	12,600.00	12,600.00	12,600.00							
Iloilo Home Art Furniture	17-11-4686	16/11/2017	900.00	900.00	900.00							
Jasbert Enterprises	17-11-4690	16/11/2017	2,593.00	2,593.00	2,593.00							
Teng Hwa Trading Co., Inc.	17-11-4708	16/11/2017	3,500.00	3,500.00	3,500.00							
UPV Tacloban College	17-11-4714	29/12/2017	1,533,167.40	1,533,167.40	1,533,167.40							
UPV Tacloban College	17-11-4715	29/12/2017	261,793.15	261,793.15	261,793.15							
D'Malt Industrial Sales	17-11-4790	23/11/2017	7,500.00	7,500.00	7,500.00							
Progress Home And Office Furnishing	17-11-4803	24/11/2017	14,500.00	14,500.00	14,500.00							
UP Visayas	17-11-4804	24/11/2017	4,278.85	4,278.85	4,278.85							
Jasbert Enterprises	17-11-4804	24/11/2017	262.50	262.50	262.50							
Nac School & Office Supplies	17-11-4804	24/11/2017	1,315.50	1,315.50	1,315.50							
Delta Merchandising	17-11-4808	24/11/2017	4,100.00	4,100.00	4,100.00							
Rolly G. Fuentes	17-11-4825	29/11/2017	35,636.00	35,636.00	35,636.00							
Swwa Palstic Center	17-11-4959	12/12/2017	691.00	691.00	691.00							
Steven Const & Supply	17-12-4409	30/10/2017	12,899,999.66	12,899,999.66	12,899,999.66							
Micro-Asia Builders	17-12-4650	15/11/2017	5,210,515.13	5,210,515.13	5,210,515.13							
Dakila Trading	17-12-4663	15/11/2017	4,406,610.00	4,406,610.00	4,406,610.00							
Fjij Construction	17-12-4834	01/12/2017	998,028.83	998,028.83	998,028.83							
Jasbert Enterprises	17-12-4844	01/12/2017	750.00	750.00	750.00							
Nac School & Office Supplies	17-12-4844	01/12/2017	382.00	382.00	382.00							
Uy Marketing	17-12-4849	01/12/2017	5,290.96	5,290.96	5,290.96							
J. Labos	17-12-4858	04/12/2017	344.50	344.50	344.50							
J. Labos	17-12-4858	04/12/2017	886.00	886.00	886.00							
J. Labos	17-12-4858	04/12/2017	1,540.00	1,540.00	1,540.00							
J. Labos	17-12-4858	04/12/2017	1,599.00	1,599.00	1,599.00							
J. Labos	17-12-4858	04/12/2017	1,776.00	1,776.00	1,776.00							
Castle Roo	17-12-4874	04/12/2017	60,000.00	60,000.00	60,000.00							
Linde Phils. (South), Inc.	17-12-4924	07/12/2017	32,853.60	32,853.60	32,853.60							
Yana Chemodities	17-12-4925	07/12/2017	2,290.00	2,290.00	2,290.00							
D'Malt Industrial Sales Corp	17-12-4925	07/12/2017	51,500.00	51,500.00	51,500.00							
Diamed Enterprises	17-12-4951	08/12/2017	8,502.00	8,502.00	8,502.00							
Nufable Lumber & Hardware	17-12-4952	11/12/2017	7,165.00	7,165.00	7,165.00							
Iloilo Izeem Commercial	17-12-4959	12/12/2017	70.00	70.00	70.00							
Roberto Lacsamana	17-12-4972	12/12/2017	7,500.00	7,500.00	7,500.00							
Roberto Lacsamana	17-12-4974	12/12/2017	12,000.00	12,000.00	12,000.00							
Mega Fresh Corp	17-12-4979	12/12/2017	139,500.00	139,500.00	139,500.00							
Nig Marketing	17-12-4980	12/12/2017	453,500.00	453,500.00	453,500.00							
Emilia S. Yap	17-12-4983	12/12/2017	11,520.00	11,520.00	11,520.00							
Roberto Lacsamana	17-12-4992	12/12/2017	9,183.00	9,183.00	9,183.00							
Emilia S. Yap	17-12-4993	12/12/2017	82,432.50	82,432.50	82,432.50							
N. Regalado	17-12-5001	13/12/2017	100.00	100.00	100.00							
N. Regalado	17-12-5001	13/12/2017	3,000.00	3,000.00	3,000.00							
N. Regalado	17-12-5001	13/12/2017	4,374.50	4,374.50	4,374.50							

**AGING OF DUE AND DEMANDABLE OBLIGATIONS**  
As of December 31, 2018

Department : State Universities and Colleges  
 Agency : University of the Philippines System  
 Operating Units : System  
 Organization Code (UACS) : 08-008-00-00000  
 Funding Source Code (as clustered): 101  
 (e.g. Old Fund Code: 101,102, 151)

Name of Creditor	Obligation Request			AGING OF DUE AND DEMANDABLE OBLIGATIONS						Remarks		
	Number	Date	Amount	Amount	90 days & below	91 to 180 days	181 to 270 days	271 to 360 days	Beyond 360 days			
											1	2
Nutrends Cuisine Catering Services	17-12-5002	13/12/2017	92,500.00	92,500.00	92,500.00							
M. Sumayo	17-12-5009	14/12/2017	1,500.00	1,500.00	1,500.00							
Molano, Ma. Cristina	17-12-5010	13/12/2017	3,500.00	3,500.00	3,500.00							
Castle Roo Car Services	17-12-5015	13/12/2017	51,150.00	51,150.00	51,150.00							
Emilia S. Yap	17-12-5016	13/12/2017	72,080.00	72,080.00	72,080.00							
Helen Monteclaro	17-12-5017	13/12/2017	4,000.00	4,000.00	4,000.00							
Helen Monteclaro	17-12-5018	13/12/2017	2,570.00	2,570.00	2,570.00							
Helen Monteclaro	17-12-5019	13/12/2017	9,204.00	9,204.00	9,204.00							
Delta Merchandising	17-12-5020	13/12/2017	3,500.00	3,500.00	3,500.00							
UPV Tacloban College	17-12-5029	29/12/2017	1,725,368.26	1,725,368.26	1,725,368.26							
Upv Tacloban College	17-12-5031	29/12/2017	269,416.93	269,416.93	269,416.93							
St. Martha Food Ideas And Catering Services	17-12-5043	14/12/2017	32,200.00	32,200.00	32,200.00							
H. Moteclaro	17-12-5046	14/12/2017	67.00	67.00	67.00							
H. Moteclaro	17-12-5046	14/12/2017	267.50	267.50	267.50							
H. Moteclaro	17-12-5046	14/12/2017	628.75	628.75	628.75							
H. Moteclaro	17-12-5046	14/12/2017	1,050.00	1,050.00	1,050.00							
H. Moteclaro	17-12-5046	14/12/2017	2,280.00	2,280.00	2,280.00							
H. Moteclaro	17-12-5046	14/12/2017	3,405.00	3,405.00	3,405.00							
H. Moteclaro	17-12-5046	14/12/2017	5,100.00	5,100.00	5,100.00							
H. Moteclaro	17-12-5046	14/12/2017	6,600.00	6,600.00	6,600.00							
LBP	17-12-5056	15/12/2017	13,900.00	13,900.00	13,900.00							
V. Co0	17-12-5058	15/12/2017	150.00	150.00	150.00							
V. Co0	17-12-5058	15/12/2017	190.00	190.00	190.00							
V. Co0	17-12-5058	15/12/2017	300.00	300.00	300.00							
V. Co0	17-12-5058	15/12/2017	700.00	700.00	700.00							
V. Co0	17-12-5058	15/12/2017	1,500.00	1,500.00	1,500.00							
GT Hotel	17-12-5062	15/12/2017	13,846.35	13,846.35	13,846.35							
E. Yap	17-12-5065	15/12/2017	35.00	35.00	35.00							
E. Yap	17-12-5065	15/12/2017	1,440.00	1,440.00	1,440.00							
E. Yap	17-12-5065	15/12/2017	2,900.00	2,900.00	2,900.00							
E. Yap	17-12-5065	15/12/2017	3,820.00	3,820.00	3,820.00							
T. Portugalete	17-12-5086	15/12/2017	5,000.00	5,000.00	5,000.00							
Ocean City	17-12-5092	15/12/2017	2,995.00	2,995.00	2,995.00							
DC Fuels, Inc	17-12-5093	22/12/2017	11,821.60	11,821.60	11,821.60							
LBP	17-12-5096	15/12/2017	58,175.00	58,175.00	58,175.00							
Helen Monteclaro	17-12-5109	15/12/2017	3,675.00	3,675.00	3,675.00							
Helen Monteclaro	17-12-5110	19/12/2017	4,000.00	4,000.00	4,000.00							
UPV	17-12-5111	19/12/2017	38,510.00	38,510.00	38,510.00							
Jorge S. Ebay	17-12-5117	19/12/2017	71,000.00	71,000.00	71,000.00							
Highway 21	17-12-5127	19/12/2017	2,910.00	2,910.00	2,910.00							
E. Lacierda	17-12-5129	19/12/2017	5,366.00	5,366.00	5,366.00							
PLDT	17-12-5135	19/12/2017	1,343.36	1,343.36	1,343.36							
Mybelle Zulueta	17-12-5136	21/12/2017	487.50	487.50	487.50							
Amare Kitchenette	17-12-5138	21/12/2017	2,990.00	2,990.00	2,990.00							
Amare Kitchenette	17-12-5140	21/12/2017	2,600.00	2,600.00	2,600.00							
UPV Employees Cooperative	17-12-5144	21/12/2017	2,500.00	2,500.00	2,500.00							
ALV Tech Philippines	17-12-5147	21/12/2017	9,718,441.00	9,718,441.00	9,718,441.00							
Marianito Ramirez Jr	17-12-5151	20/12/2017	3,300.00	3,300.00	3,300.00							
Elmer Jover	17-12-5152	20/12/2017	2,859.72	2,859.72	2,859.72							
SITELCO	17-12-5153	20/12/2017	1,677.54	1,677.54	1,677.54							
UP Visayas	17-12-5154	20/12/2017	12,750.00	12,750.00	12,750.00							
Maureen Kay C. Ongo	17-12-5156	20/12/2017	2,000.00	2,000.00	2,000.00							
Jude Vincent Parcon	17-12-5161	20/12/2017	9,300.00	9,300.00	9,300.00							

**AGING OF DUE AND DEMANDABLE OBLIGATIONS**  
As of December 31, 2018

Department : State Universities and Colleges  
 Agency : University of the Philippines System  
 Operating Units : System  
 Organization Code (UACS) : 08-008-00-00000  
 Funding Source Code (as clustered): 101  
 (e.g. Old Fund Code: 101,102, 151)

Name of Creditor	Obligation Request			AGING OF DUE AND DEMANDABLE OBLIGATIONS						Remarks	
	Number	Date	Amount	Amount	90 days & below	91 to 180 days	181 to 270 days	271 to 360 days	Beyond 360 days		
											1
Jude Vincent Parcon	17-12-5162	20/12/2017	7,250.00	7,250.00	7,250.00						
Rolly Fuentes	17-12-5163	21/12/2017	2,800.00	2,800.00	2,800.00						
Ma. Carolina Torrecampo	17-12-5164	21/12/2017	1,500.00	1,500.00	1,500.00						
UPV Employees Cooperative	17-12-5165	21/12/2017	3,440.00	3,440.00	3,440.00						
UPV Employees Cooperative	17-12-5166	21/12/2017	44,724.00	44,724.00	44,724.00						
Alingalan, Ernesta	17-12-5173	21/12/2017	2,968.75	2,968.75	2,968.75						
SITELCO	17-12-5174	21/12/2017	1,267.45	1,267.45	1,267.45						
SITELCO	17-12-5175	21/12/2017	732.48	732.48	732.48						
LBP	17-12-5176	21/12/2017	23,600.00	23,600.00	23,600.00						
UPV Employees Cooperative	17-12-5178	21/12/2017	1,680.00	1,680.00	1,680.00						
Think Right Devt Corp.	17-12-5179	21/12/2017	500.00	500.00	500.00						
Amane Kitchnette	17-12-5180	21/12/2017	2,200.00	2,200.00	2,200.00						
Michael Orquejo	17-12-5181	21/12/2017	6,000.00	6,000.00	6,000.00						
Mary Babbeth Vargas	17-12-5182	21/12/2017	260.00	260.00	260.00						
Mary Babbeth Vargas	17-12-5182	21/12/2017	563.25	563.25	563.25						
Benmar Panaguiton	17-12-5183	21/12/2017	4,320.00	4,320.00	4,320.00						
UP Visayas	17-12-5185	21/12/2017	1,400.00	1,400.00	1,400.00						
Maria Celia Malay	17-12-5191	21/12/2017	9,000.00	9,000.00	9,000.00						
Sharon Millan	17-12-5192	21/12/2017	4,000.00	4,000.00	4,000.00						
Sharon Millan	17-12-5192	21/12/2017	20,935.18	20,935.18	20,935.18						
Sharon Millan	17-12-5192	21/12/2017	31,320.80	31,320.80	31,320.80						
Alvin Joseph Novilla	17-12-5195	22/12/2017	1,350.00	1,350.00	1,350.00						
Alvin Joseph Novilla	17-12-5195	22/12/2017	2,500.00	2,500.00	2,500.00						
Alvin Joseph Novilla	17-12-5195	22/12/2017	5,714.00	5,714.00	5,714.00						
Alvin Joseph Novilla	17-12-5195	22/12/2017	7,365.50	7,365.50	7,365.50						
Aniceta Patricia T. Alingsa	17-12-5196	22/12/2017	4,000.00	4,000.00	4,000.00						
Aniceta Patricia T. Alingsa	17-12-5196	22/12/2017	15,691.65	15,691.65	15,691.65						
Aniceta Patricia T. Alingsa	17-12-5196	22/12/2017	20,232.00	20,232.00	20,232.00						
Sharie Faith Q. Biñas	17-12-5197	22/12/2017	4,000.00	4,000.00	4,000.00						
Sharie Faith Q. Biñas	17-12-5197	22/12/2017	20,232.00	20,232.00	20,232.00						
Maria Celia Malay	17-12-5198	22/12/2017	5,913.00	5,913.00	5,913.00						
Maria Celia Malay	17-12-5199	22/12/2017	2,054.87	2,054.87	2,054.87						
UPV Employees Cooperative	17-12-5200	22/12/2017	15,199.00	15,199.00	15,199.00						
UP Visayas	17-12-5202	22/12/2017	1,400.00	1,400.00	1,400.00						
SITELCO	17-12-5203	22/12/2017	591.47	591.47	591.47						
SITELCO	17-12-5204	22/12/2017	2,331.67	2,331.67	2,331.67						
SITELCO	17-12-5205	22/12/2017	2,325.12	2,325.12	2,325.12						
SITELCO	17-12-5206	22/12/2017	732.48	732.48	732.48						
SITELCO	17-12-5207	22/12/2017	1,780.80	1,780.80	1,780.80						
SITELCO	17-12-5208	22/12/2017	623.28	623.28	623.28						
UPV Employees Cooperative	17-12-5210	22/12/2017	2,238.00	2,238.00	2,238.00						
UPV Employees Cooperative	17-12-5210	22/12/2017	2,238.00	2,238.00	2,238.00						
UPV Employees Cooperative	17-12-5211	22/12/2017	1,459.00	1,459.00	1,459.00						
Rolando Jamero	17-12-5212	29/12/2017	13,406.00	13,406.00	13,406.00						
PHILHEALTH	17-12-5217	29/12/2017	7,868.30	7,868.30	7,868.30						
PHILHEALTH	17-12-5217	29/12/2017	7,874.30	7,874.30	7,874.30						
PHILHEALTH	17-12-5217	29/12/2017	31,148.00	31,148.00	31,148.00						
PHILHEALTH	17-12-5217	29/12/2017	31,923.21	31,923.21	31,923.21						
PHILHEALTH	17-12-5217	29/12/2017	36,677.69	36,677.69	36,677.69						
PHILHEALTH	17-12-5217	29/12/2017	85,708.50	85,708.50	85,708.50						
Steven Const & Supply	17-12-5218	29/12/2017	2,100,000.34	2,100,000.34	2,100,000.34						
Mary Oveta L. Villareal	17-12-5219	29/12/2017	502.25	502.25	502.25						
Mary Oveta L. Villareal	17-12-5219	29/12/2017	940.00	940.00	940.00						

AGING OF DUE AND DEMANDABLE OBLIGATIONS  
As of December 31, 2018

Department : State Universities and Colleges  
 Agency : University of the Philippines System  
 Operating Units : System  
 Organization Code (UACS) : 08-008-00-00000  
 Funding Source Code (as clustered): 101  
 (e.g. Old Fund Code: 101,102, 151)

Name of Creditor	Obligation Request			AGING OF DUE AND DEMANDABLE OBLIGATIONS						Remarks
	Number	Date	Amount	Amount	90 days & below	91 to 180 days	181 to 270 days	271 to 360 days	Beyond 360 days	
				5	6	7	8	9	10	
1	2	3	4	5	6	7	8	9	10	11
Mary Oveta L. Villareal	17-12-5219	29/12/2017	1,448.00	1,448.00	1,448.00					
Raul R. Olaguer	17-12-5220	29/12/2017	2,500.00	2,500.00	2,500.00					
PLDT Inc.	17-12-5221	29/12/2017	1,150.71	1,150.71	1,150.71					
Angela Sara	17-12-5222	29/12/2017	1,872.15	1,872.15	1,872.15					
LBP	17-12-5225	29/12/2017	3,000.00	3,000.00	3,000.00					
Edwin Montagot	17-12-5226	29/12/2017	8,460.00	8,460.00	8,460.00					
UPV Employees Cooperative	17-12-5227	29/12/2017	8,152.00	8,152.00	8,152.00					
Ma. Mitzi Calawigan	17-12-5228	29/12/2017	43,143.60	43,143.60	43,143.60					
Innove Communications Inc.	17-12-5231	29/12/2017	1,535.59	1,535.59	1,535.59					
Innove Communications Inc.	17-12-5232	29/12/2017	954.88	954.88	954.88					
Ma. Carmel Javier	17-12-5233	31/12/2017	50,000.00	50,000.00	50,000.00					
Mary Barby Badayos-Jover	17-12-5234	31/12/2017	15,938.00	15,938.00	15,938.00					
Innove Communications Inc.	17-12-5235	29/12/2017	758.85	758.85	758.85					
SITELCO	17-12-5236	29/12/2017	1,500.00	1,500.00	1,500.00					
Ricardo P. Babaran	17-12-5237	31/12/2017	6,449.00	6,449.00	6,449.00					
Ricardo P. Babaran	17-12-5238	31/12/2017	5,217.50	5,217.50	5,217.50					
Ricardo P. Babaran	17-12-5239	31/12/2017	3,480.00	3,480.00	3,480.00					
Ricardo P. Babaran	17-12-5240	31/12/2017	1,880.00	1,880.00	1,880.00					
Marvin M. Murata	17-12-5241	29/12/2017	1,000.00	1,000.00	1,000.00					
Marvin M. Murata	17-12-5241	29/12/2017	6,925.50	6,925.50	6,925.50					
UPV Employees Cooperative	17-12-5243	31/12/2017	663.00	663.00	663.00					
LBP	17-12-5244	29/12/2017	5,871.71	5,871.71	5,871.71					
Innove Communications	17-12-5245	29/12/2017	892.99	892.99	892.99					
Francis Loiue Eumag	17-12-5246	29/12/2017	3,885.00	3,885.00	3,885.00					
Mark Andrew Parcia	17-12-5247	29/12/2017	3,885.00	3,885.00	3,885.00					
Evelyn Faculin	17-12-5248	29/12/2017	360.00	360.00	360.00					
Menchie B. Lacao	17-12-5249	29/12/2017	1,080.00	1,080.00	1,080.00					
Menchie B. Lacao	17-12-5250	29/12/2017	480.00	480.00	480.00					
Atty Nellie Jo Aujero- Regalado	17-12-5251	29/12/2017	195.00	195.00	195.00					
Atty Nellie Jo Aujero- Regalado	17-12-5251	29/12/2017	509.75	509.75	509.75					
Atty Nellie Jo Aujero- Regalado	17-12-5251	29/12/2017	1,930.00	1,930.00	1,930.00					
Atty Nellie Jo Aujero- Regalado	17-12-5251	29/12/2017	2,682.00	2,682.00	2,682.00					
LBP	17-12-5252	27/12/2017	5,660.43	5,660.43	5,660.43					
Ninfa Nerpiol	17-12-5253	29/12/2017	66,918.59	66,918.59	66,918.59					
Ninfa Nerpiol	17-12-5254	29/12/2017	217,220.90	217,220.90	217,220.90					
Dr. Emilyn Espiritu	17-12-5255	29/12/2017	3,000.00	3,000.00	3,000.00					
Dr. John Iremit Teodoro	17-12-5256	29/12/2017	3,000.00	3,000.00	3,000.00					
Dr. Jacob Glenn Jansalin	17-12-5257	29/12/2017	3,000.00	3,000.00	3,000.00					
Dr. Myma Teruel	17-12-5258	29/12/2017	3,000.00	3,000.00	3,000.00					
Dr. Veronica Alava	17-12-5259	29/12/2017	3,000.00	3,000.00	3,000.00					
Micro-Asia Builders	17-12-5260	29/12/2017	2,673,722.02	2,673,722.02	2,673,722.02					
UP Visayas	17-12-5261	29/12/2017	1,350.00	1,350.00	1,350.00					
Ma. Roda Fradejas	17-12-5262	29/12/2017	1,410.00	1,410.00	1,410.00					
Florife Juanico	17-12-5263	29/12/2017	36,597.15	36,597.15	36,597.15					
Jocelyn Fernandez	17-12-5264	29/12/2017	25,477.24	25,477.24	25,477.24					
Jay Nuevaespaña	17-12-5265	29/12/2017	22,366.65	22,366.65	22,366.65					
Dr. Naomi P. Carnaje	17-12-5266	29/12/2017	1,574.72	1,574.72	1,574.72					
Tri-Elyon Business Corp	17-12-5267	29/12/2017	7,887.47	7,887.47	7,887.47					
Larae Mae S. Troncillo	17-12-5268	29/12/2017	13,815.69	13,815.69	13,815.69					
Evette E. Esporas	17-12-5269	29/12/2017	1,346.59	1,346.59	1,346.59					
Maria Regina Montevirgen	17-12-5270	29/12/2017	158.00	158.00	158.00					
Maria Regina Montevirgen	17-12-5270	29/12/2017	342.80	342.80	342.80					
Maria Regina Montevirgen	17-12-5270	29/12/2017	360.00	360.00	360.00					

**AGING OF DUE AND DEMANDABLE OBLIGATIONS**  
As of December 31, 2018

Department : State Universities and Colleges  
 Agency : University of the Philippines System  
 Operating Units : System  
 Organization Code (UACS) : 08-008-00-00000  
 Funding Source Code (as clustered): 101  
 (e.g. Old Fund Code: 101,102, 151)

Name of Creditor	Obligation Request			AGING OF DUE AND DEMANDABLE OBLIGATIONS						Remarks
	Number	Date	Amount	Amount	90 days & below	91 to 180 days	181 to 270 days	271 to 360 days	Beyond 360 days	
				5	6	7	8	9	10	
1	2	3	4	5	6	7	8	9	10	11
Maria Regina Montevirgen	17-12-5270	29/12/2017	2,599.75	2,599.75	2,599.75					
Philip Ian Padilla	17-12-5271	29/12/2017	14,200.24	14,200.24	14,200.24					
Ma. Susan Otero	17-12-5272	29/12/2017	10,000.00	10,000.00	10,000.00					
Mary Hazel Cepe	17-12-5273	29/12/2017	1,872.15	1,872.15	1,872.15					
Innove Communications	17-12-5274	29/12/2017	1,257.96	1,257.96	1,257.96					
Reynaldo C. Nervida Jr.	17-12-5278	29/12/2017	2,000.00	2,000.00	2,000.00					
Reynaldo C. Nervida Jr.	17-12-5278	29/12/2017	9,981.00	9,981.00	9,981.00					
Divina Punongbayan	17-12-5279	29/12/2017	5,000.00	5,000.00	5,000.00					
Rosalie N. Piccio	17-12-5280	29/12/2017	9,620.05	9,620.05	9,620.05					
PLDT Inc.	17-12-5281	29/12/2017	2,608.32	2,608.32	2,608.32					
SITELCO	17-12-5282	29/12/2017	1,107.01	1,107.01	1,107.01					
SITELCO	17-12-5283	29/12/2017	581.28	581.28	581.28					
UPV Employees Cooperative	17-12-5288	29/12/2017	7,010.00	7,010.00	7,010.00					
LBP	17-12-5289	29/12/2017	29,250.00	29,250.00	29,250.00					
LBP	17-12-5290	29/12/2017	5,200.00	5,200.00	5,200.00					
UPV Tacloban College	17-12-5291	29/12/2017	1,818,000.00	1,818,000.00	1,818,000.00					
UPV Tacloban College	17-12-5292	29/12/2017	178,681.34	178,681.34	178,681.34					
UPV Employees Cooperative	17-12-5304	29/12/2017	3,224.00	3,224.00	3,224.00					
Globe Telecom	17-12-5305	29/12/2017	2,617.81	2,617.81	2,617.81					
Maria Celia Malay	17-12-5306	29/12/2017	145.00	145.00	145.00					
Maria Celia Malay	17-12-5306	29/12/2017	1,736.00	1,736.00	1,736.00					
Maria Celia Malay	17-12-5306	29/12/2017	1,984.00	1,984.00	1,984.00					
Maria Celia Malay	17-12-5306	29/12/2017	2,200.00	2,200.00	2,200.00					
Maria Celia Malay	17-12-5306	29/12/2017	4,593.50	4,593.50	4,593.50					
SITELCO	17-12-5307	29/12/2017	1,579.20	1,579.20	1,579.20					
Innove Communications	17-12-5308	29/12/2017	8,807.91	8,807.91	8,807.91					
HDMF	17-12-5309	29/12/2017	700.00	700.00	700.00					
HDMF	17-12-5309	29/12/2017	1,600.00	1,600.00	1,600.00					
HDMF	17-12-5309	29/12/2017	14,900.00	14,900.00	14,900.00					
HDMF	17-12-5309	29/12/2017	48,800.00	48,800.00	48,800.00					
Pedro Galeno Jr	17-12-5310	29/12/2017	36,771.00	36,771.00	36,771.00					
PLDT Inc.	17-12-5311	29/12/2017	1,094.64	1,094.64	1,094.64					
DC Fuels Ph Inc.	17-12-5313	29/12/2017	1,433.93	1,433.93	1,433.93					
Ma. Susan Otero	17-12-5314	29/12/2017	100.00	100.00	100.00					
Ma. Susan Otero	17-12-5314	29/12/2017	546.00	546.00	546.00					
Ma. Susan Otero	17-12-5314	29/12/2017	683.00	683.00	683.00					
Ma. Susan Otero	17-12-5314	29/12/2017	770.25	770.25	770.25					
Alma Kristina Amolar	17-12-5316	29/12/2017	31,518.00	31,518.00	31,518.00					
Franz Thomas Zaragoza	17-12-5317	29/12/2017	27,030.00	27,030.00	27,030.00					
Ronilo Doctora	17-12-5318	29/12/2017	60,255.00	60,255.00	60,255.00					
Rene John Nufez	17-12-5319	29/12/2017	30,591.00	30,591.00	30,591.00					
Nellie Jo Regalado	17-12-5320	29/12/2017	85,782.00	85,782.00	85,782.00					
Daniel Amular	17-12-5321	29/12/2017	61,776.00	61,776.00	61,776.00					
Aila Rae Endonila	17-12-5322	29/12/2017	72,460.50	72,460.50	72,460.50					
Juana Judita Nafarrete	17-12-5323	29/12/2017	113,256.00	113,256.00	113,256.00					
Rebecca Tagamolila	17-12-5324	29/12/2017	46,255.00	46,255.00	46,255.00					
Dexter Lloyd Cuajotor	17-12-5325	29/12/2017	33,887.00	33,887.00	33,887.00					
Kareen Arcenas	17-12-5326	29/12/2017	31,518.00	31,518.00	31,518.00					
Dianelle Nabuab	17-12-5327	29/12/2017	2,000.00	2,000.00	2,000.00					
Dianelle Nabuab	17-12-5327	29/12/2017	12,155.00	12,155.00	12,155.00					
UPV Employees Cooperative	17-12-5328	29/12/2017	6,512.00	6,512.00	6,512.00					
Encarnacion Yap	17-12-5329	29/12/2017	2,378.00	2,378.00	2,378.00					
DC Fuels Ph Inc.	17-12-5330	29/12/2017	1,270.00	1,270.00	1,270.00					

**AGING OF DUE AND DEMANDABLE OBLIGATIONS**  
As of December 31, 2018

Department : State Universities and Colleges  
 Agency : University of the Philippines System  
 Operating Units : System  
 Organization Code (UACS) : 08-008-00-00000  
 Funding Source Code (as clustered): 101  
 (e.g. Old Fund Code: 101,102, 151)

Name of Creditor	Obligation Request			AGING OF DUE AND DEMANDABLE OBLIGATIONS						Remarks
				Amount	90 days & below	91 to 180 days	181 to 270 days	271 to 360 days	Beyond 360 days	
	Number	Date	Amount	5	6	7	8	9	10	
John Barrios	17-12-5331	29/12/2017	489.50	489.50	489.50					
John Barrios	17-12-5331	29/12/2017	543.75	543.75	543.75					
John Barrios	17-12-5331	29/12/2017	550.00	550.00	550.00					
John Barrios	17-12-5331	29/12/2017	770.00	770.00	770.00					
John Barrios	17-12-5331	29/12/2017	1,805.00	1,805.00	1,805.00					
John Barrios	17-12-5331	29/12/2017	2,923.00	2,923.00	2,923.00					
UPV Employees Cooperative	17-12-5332	29/12/2017	10,801.00	10,801.00	10,801.00					
Gay Defiesta	17-12-5333	29/12/2017	1,020.00	1,020.00	1,020.00					
UPV Employees Cooperative	17-12-5334	29/12/2017	10,044.00	10,044.00	10,044.00					
PLDT Inc.	17-12-5335	29/12/2017	2,772.57	2,772.57	2,772.57					
UPV Employees Cooperative	17-12-5336	29/12/2017	3,197.00	3,197.00	3,197.00					
Gay Defiesta	17-12-5337	29/12/2017	2,995.00	2,995.00	2,995.00					
Danny Mosquete	17-12-5338	29/12/2017	11,387.00	11,387.00	11,387.00					
Samuel Miague	17-12-5339	29/12/2017	12,480.00	12,480.00	12,480.00					
LBP	17-12-5340	29/12/2017	2,000.00	2,000.00	2,000.00					
Efrelly Balsicas	17-12-5341	29/12/2017	585.00	585.00	585.00					
Elora Belmonte	17-12-5342	29/12/2017	5,645.15	5,645.15	5,645.15					
SITELCO	17-12-5343	29/12/2017	1,885.02	1,885.02	1,885.02					
Elora Belmonte	17-12-5344	29/12/2017	4,445.00	4,445.00	4,445.00					
ILECO I	17-12-5345	29/12/2017	9,590.68	9,590.68	9,590.68					
Marilou Palingcod	17-12-5346	29/12/2017	580.00	580.00	580.00					
Marilou Palingcod	17-12-5346	29/12/2017	1,000.00	1,000.00	1,000.00					
Marilou Palingcod	17-12-5346	29/12/2017	1,500.00	1,500.00	1,500.00					
Marilou Palingcod	17-12-5346	29/12/2017	2,500.00	2,500.00	2,500.00					
Mario Gepilga	17-12-5347	29/12/2017	1,940.97	1,940.97	1,940.97					
Mary Lyncen Fernandez	17-12-5348	29/12/2017	33,372.00	33,372.00	33,372.00					
Paulene Azucena	17-12-5349	29/12/2017	8,226.14	8,226.14	8,226.14					
GSIS	17-12-5350	29/12/2017	7,405.40	7,405.40	7,405.40					
GSIS	17-12-5350	29/12/2017	17,164.45	17,164.45	17,164.45					
GSIS	17-12-5350	29/12/2017	33,301.05	33,301.05	33,301.05					
GSIS	17-12-5350	29/12/2017	49,902.13	49,902.13	49,902.13					
GSIS	17-12-5350	29/12/2017	52,103.69	52,103.69	52,103.69					
GSIS	17-12-5350	29/12/2017	274,162.12	274,162.12	274,162.12					
GSIS	17-12-5350	29/12/2017	283,789.73	283,789.73	283,789.73					
GSIS	17-12-5350	29/12/2017	1,919,911.83	1,919,911.83	1,919,911.83					
Paula Ushiyama	17-12-5351	29/12/2017	1,181.82	1,181.82	1,181.82					
Paula Ushiyama	17-12-5351	29/12/2017	27,633.29	27,633.29	27,633.29					
Dondi Ledesma	17-12-5353	29/12/2017	5,075.24	5,075.24	5,075.24					
Moniq Muyargas	17-12-5354	29/12/2017	5,000.00	5,000.00	5,000.00					
PLDT Inc.	17-12-5355	29/12/2017	1,048.78	1,048.78	1,048.78					
John Barrios	17-12-5356	29/12/2017	523.75	523.75	523.75					
John Barrios	17-12-5356	29/12/2017	1,561.50	1,561.50	1,561.50					
John Barrios	17-12-5356	29/12/2017	1,726.00	1,726.00	1,726.00					
John Barrios	17-12-5356	29/12/2017	9,806.78	9,806.78	9,806.78					
PLDT Inc.	17-12-5357	29/12/2017	1,863.52	1,863.52	1,863.52					
Ma. Rona Prado	17-12-5358	29/12/2017	2,342.00	2,342.00	2,342.00					
Christopher Honorario	17-12-5359	29/12/2017	2,520.00	2,520.00	2,520.00					
UPV Employees Cooperative	17-12-5360	29/12/2017	7,010.00	7,010.00	7,010.00					
CM	17-12-5365	29/12/2017	3,013.00	3,013.00	3,013.00					
Nac School & Office Supplies	17-12-5365	29/12/2017	686.00	686.00	686.00					
Iloilo Izeem Commercial	17-12-5365	29/12/2017	2,237.00	2,237.00	2,237.00					
PLDT Inc.	17-12-5368	29/12/2017	4,359.88	4,359.88	4,359.88					
Innove Communications	17-12-5369	29/12/2017	1,910.44	1,910.44	1,910.44					

**AGING OF DUE AND DEMANDABLE OBLIGATIONS**  
As of December 31, 2018

Department : State Universities and Colleges  
 Agency : University of the Philippines System  
 Operating Units : System  
 Organization Code (UACS) : 08-008-00-00000  
 Funding Source Code (as clustered): 101  
 (e.g. Old Fund Code: 101,102, 151)

Name of Creditor	Obligation Request			AGING OF DUE AND DEMANDABLE OBLIGATIONS						Remarks
				Amount	90 days & below	91 to 180 days	181 to 270 days	271 to 360 days	Beyond 360 days	
	Number	Date	Amount	5	6	7	8	9	10	
UPV Employees Cooperative	17-12-5371	29/12/2017	24,134.00	24,134.00	24,134.00					
SITELCO	17-12-5372	29/12/2017	1,191.85	1,191.85	1,191.85					
Remegio B. Quero	17-12-5373	29/12/2017	75,015.01	75,015.01	75,015.01					
Remegio B. Quero	17-12-5374	29/12/2017	313,301.71	313,301.71	313,301.71					
Rosalie N. Piccio	17-12-5375	29/12/2017	4,500.00	4,500.00	4,500.00					
UPV Employees Cooperative	17-12-5376	29/12/2017	3,000.00	3,000.00	3,000.00					
UPV Employees Cooperative	17-12-5377	29/12/2017	440.00	440.00	440.00					
Gay D. Defiesta	17-12-5378	29/12/2017	92,879.86	92,879.86	92,879.86					
Bartolome Togonon	17-12-5379	29/12/2017	1,000.00	1,000.00	1,000.00					
Trina Antonette F. Duremdes	17-12-5380	29/12/2017	3,708.00	3,708.00	3,708.00					
Rommel G. Beba	17-12-5381	29/12/2017	10,017.08	10,017.08	10,017.08					
Virginia Nacanaynay	17-12-5382	29/12/2017	1,000.00	1,000.00	1,000.00					
UPV Employees Cooperative	17-12-5383	29/12/2017	1,011.00	1,011.00	1,011.00					
UPV Employees Cooperative	17-12-5384	29/12/2017	1,469.72	1,469.72	1,469.72					
Rolly Fuentes	17-12-5385	29/12/2017	2,499.00	2,499.00	2,499.00					
UPV Employees Cooperative	17-12-5386	29/12/2017	3,639.00	3,639.00	3,639.00					
UPV Employees Cooperative	17-12-5387	29/12/2017	8,373.00	8,373.00	8,373.00					
OSA Trust	17-12-5388	29/12/2017	1,200.00	1,200.00	1,200.00					
Innove Communications Inc.	17-12-5389	29/12/2017	943.00	943.00	943.00					
Innove Communications Inc.	17-12-5390	29/12/2017	943.00	943.00	943.00					
Marycon Anne C. Boston	17-12-5392	29/12/2017	2,000.00	2,000.00	2,000.00					
Marycon Anne C. Boston	17-12-5392	29/12/2017	2,500.00	2,500.00	2,500.00					
Marycon Anne C. Boston	17-12-5392	29/12/2017	3,000.00	3,000.00	3,000.00					
Marycon Anne C. Boston	17-12-5392	29/12/2017	10,000.00	10,000.00	10,000.00					
Marycon Anne C. Boston	17-12-5392	29/12/2017	25,290.00	25,290.00	25,290.00					
UPV Employees Cooperative	17-12-5393	29/12/2017	9,558.00	9,558.00	9,558.00					
Kevin Hr Villanueva	17-12-5394	29/12/2017	7,800.00	7,800.00	7,800.00					
Metro Iloilo Water District	17-12-5395	29/12/2017	19,932.20	19,932.20	19,932.20					
Panay Electric Company Inc.	17-12-5396	29/12/2017	133,562.63	133,562.63	133,562.63					
Panay Electric Company Inc.	17-12-5397	29/12/2017	191,455.84	191,455.84	191,455.84					
Panay Electric Company Inc.	17-12-5398	29/12/2017	64,297.53	64,297.53	64,297.53					
UP Visayas	17-12-5399	29/12/2017	1,000.00	1,000.00	1,000.00					
Marianito Ramirez	17-12-5400	29/12/2017	79.00	79.00	79.00					
Marianito Ramirez	17-12-5400	29/12/2017	171.00	171.00	171.00					
Marianito Ramirez	17-12-5400	29/12/2017	470.00	470.00	470.00					
Marianito Ramirez	17-12-5400	29/12/2017	478.00	478.00	478.00					
Marianito Ramirez	17-12-5400	29/12/2017	637.00	637.00	637.00					
Marianito Ramirez	17-12-5400	29/12/2017	715.00	715.00	715.00					
Marianito Ramirez	17-12-5400	29/12/2017	3,353.75	3,353.75	3,353.75					
Ubo V. Pakes	17-12-5403	29/12/2017	31,321.00	31,321.00	31,321.00					
Marissa F. Pascasio	17-12-5404	29/12/2017	19,298.22	19,298.22	19,298.22					
UPV-DLO	17-12-5405	29/12/2017	4,000.00	4,000.00	4,000.00					
UPV-DLO	17-12-5406	29/12/2017	500.00	500.00	500.00					
UPV-DLO	17-12-5406	29/12/2017	1,319.46	1,319.46	1,319.46					
UPV-DLO	17-12-5406	29/12/2017	1,600.00	1,600.00	1,600.00					
UPV-DLO	17-12-5406	29/12/2017	8,500.00	8,500.00	8,500.00					
UPV-DLO	17-12-5407	29/12/2017	2,692.50	2,692.50	2,692.50					
UPV-DLO	17-12-5407	29/12/2017	3,031.75	3,031.75	3,031.75					
UPV-DLO	17-12-5407	29/12/2017	4,295.00	4,295.00	4,295.00					
UPV-DLO	17-12-5407	29/12/2017	4,747.00	4,747.00	4,747.00					
Citi Gas, Inc	17-12-5411	06/09/2017	399.00	399.00		399.00				
Joemar Cagampang	17-12-5414	29/12/2017	750.00	750.00	750.00					
Vivian Topor	17-12-5415	29/12/2017	5,037.00	5,037.00	5,037.00					



**AGING OF DUE AND DEMANDABLE OBLIGATIONS**  
As of December 31, 2018

Department : State Universities and Colleges  
 Agency : University of the Philippines System  
 Operating Units : System  
 Organization Code (UACS) : 08-008-00-00000  
 Funding Source Code (as clustered): 101  
 (e.g. Old Fund Code: 101,102, 151)

Name of Creditor	Obligation Request			AGING OF DUE AND DEMANDABLE OBLIGATIONS						Remarks	
	Number	Date	Amount	Amount	90 days & below	91 to 180 days	181 to 270 days	271 to 360 days	Beyond 360 days		
											1
Jose Peralta	17-12-5416	29/12/2017	350,333.33	350,333.33	350,333.33						
LBP	17-12-5417	29/12/2017	82,000.00	82,000.00	82,000.00						
Ma. Susan Otero	17-12-5418	29/12/2017	300.00	300.00	300.00						
Ma. Susan Otero	17-12-5418	29/12/2017	330.00	330.00	330.00						
Ma. Susan Otero	17-12-5418	29/12/2017	420.00	420.00	420.00						
Ma. Susan Otero	17-12-5418	29/12/2017	450.00	450.00	450.00						
Iloilo Skyways Travel & Tours	17-12-5419	29/12/2017	11,753.56	11,753.56	11,753.56						
Catherine Anecita	17-12-5420	29/12/2017	355.25	355.25	355.25						
Benmar Panaguigon	17-12-5422	29/12/2017	17,434.68	17,434.68	17,434.68						
Christopher Honorario	17-12-5423	29/12/2017	16,099.96	16,099.96	16,099.96						
PLDT Inc.	17-12-5424	29/12/2017	1,092.07	1,092.07	1,092.07						
Arthur P. Barrido Jr.	17-12-5425	29/12/2017	2,320.00	2,320.00	2,320.00						
Ma. Glyza A. Ciasico	17-12-5426	29/12/2017	900.00	900.00	900.00						
DC Fuels Ph Inc.	17-12-5427	29/12/2017	5,725.94	5,725.94	5,725.94						
Enrique N. Legaspi Iii	17-12-5428	29/12/2017	381.00	381.00	381.00						
Enrique N. Legaspi Iii	17-12-5428	29/12/2017	1,601.50	1,601.50	1,601.50						
Challenge System	17-12-5435	29/12/2017	292,100.00	292,100.00	292,100.00						
HDMF	17-12-5437	29/12/2017	1,100.00	1,100.00	1,100.00						
Aries Cuenta	17-12-5439	29/12/2017	6,939.92	6,939.92	6,939.92						
C. Ponce	17-12-5440	29/12/2017	354,451.20	354,451.20	354,451.20						
UPV Tacloban College	17-12-5443	29/12/2017	330,000.00	330,000.00	330,000.00						
UP Visayas	17-12-5444	29/12/2017	40,000.00	40,000.00	40,000.00						
Maureen Kay Ongco	17-12-5445	29/12/2017	80,000.00	80,000.00	80,000.00						
Zoilo Andrada	17-12-5446	29/12/2017	13,650.00	13,650.00	13,650.00						
Badayos-Jover, Mary Barby	17-12-5447	29/12/2017	29,062.00	29,062.00	29,062.00						
Barcelona, Anna Liza/ Sodusta Donne Jone	17-12-5448	29/12/2017	3,689.50	3,689.50	3,689.50						
Chua, Anthony Dale	17-12-5449	29/12/2017	42,255.00	42,255.00	42,255.00						
UPV Tacloban College	17-12-5450	29/12/2017	330,000.00	330,000.00	330,000.00						
De Guzman, Lucita	17-12-5451	29/12/2017	16,702.25	16,702.25	16,702.25						
Maureen Kay Ongco	17-12-5452	29/12/2017	120,000.00	120,000.00	120,000.00						
Maureen Kay Ongco	17-12-5453	29/12/2017	27,000.00	27,000.00	27,000.00						
Defiesta, Gay/Ibabao, Rhodella/Moscoso, Alan Dino	17-12-5454	29/12/2017	304,700.00	304,700.00	304,700.00						
Espectato, Liberty	17-12-5455	29/12/2017	10,000.00	10,000.00	10,000.00						
Gonzales, Alicia	17-12-5456	29/12/2017	7,000.00	7,000.00	7,000.00						
Hall, Rosalie	17-12-5457	29/12/2017	50,000.00	50,000.00	50,000.00						
Leonida, Jerry Ian	17-12-5458	29/12/2017	105,972.12	105,972.12	105,972.12						
Magpusao, Johannes	17-12-5459	29/12/2017	63,720.00	63,720.00	63,720.00						
Mejares, Carolyn	17-12-5460	29/12/2017	5,000.00	5,000.00	5,000.00						
Monteclaro, Harold	17-12-5461	29/12/2017	12,063.15	12,063.15	12,063.15						
Nuñal, Sharon	17-12-5462	29/12/2017	28,600.00	28,600.00	28,600.00						
Ortillo, Danilo	17-12-5463	29/12/2017	326,074.38	326,074.38	326,074.38						
Ponce, Concepcion	17-12-5464	29/12/2017	189,573.77	189,573.77	189,573.77						
Ponce, Concepcion	17-12-5465	29/12/2017	107,000.00	107,000.00	107,000.00						
Serofia, Genna	17-12-5466	29/12/2017	26,937.70	26,937.70	26,937.70						
Yap-Dejeto, Leni	17-12-5467	29/12/2017	30,000.00	30,000.00	30,000.00						
De Guzman, Lucita	17-12-5468	29/12/2017	50,000.00	50,000.00	50,000.00						
Defiesta, Gay/Ibabao, Rhodella/Moscoso, Alan Dino	17-12-5469	29/12/2017	36,564.00	36,564.00	36,564.00						
Espectato, Liberty	17-12-5470	29/12/2017	50,000.00	50,000.00	50,000.00						
Gonzales, Alicia	17-12-5471	29/12/2017	6,000.00	6,000.00	6,000.00						
Hall, Rosalie	17-12-5472	29/12/2017	50,000.00	50,000.00	50,000.00						
Leonida, Jerry Ian	17-12-5473	29/12/2017	109,400.00	109,400.00	109,400.00						
Magpusao, Johannes	17-12-5474	29/12/2017	29,000.00	29,000.00	29,000.00						
Nuñal, Sharon	17-12-5475	29/12/2017	50,000.00	50,000.00	50,000.00						

AGING OF DUE AND DEMANDABLE OBLIGATIONS  
As of December 31, 2018

Department : State Universities and Colleges  
 Agency : University of the Philippines System  
 Operating Units : System  
 Organization Code (UACS) : 08-008-00-00000  
 Funding Source Code (as clustered): 101  
 (e.g. Old Fund Code: 101,102, 151)

Name of Creditor	Obligation Request			AGING OF DUE AND DEMANDABLE OBLIGATIONS						Remarks	
	Number	Date	Amount	Amount	90 days & below	91 to 180 days	181 to 270 days	271 to 360 days	Beyond 360 days		
											1
Peralta, Jose	17-12-5476	29/12/2017	105,600.00	105,600.00	105,600.00						
Ponce, Concepcion	17-12-5477	29/12/2017	105,600.00	105,600.00	105,600.00						
Ponce, Concepcion	17-12-5478	29/12/2017	105,600.00	105,600.00	105,600.00						
Ponce, Concepcion	17-12-5479	29/12/2017	43,000.00	43,000.00	43,000.00						
Regalado, Joshua	17-12-5480	29/12/2017	50,000.00	50,000.00	50,000.00						
Santander-De Leon, Sheila Mae	17-12-5481	29/12/2017	50,000.00	50,000.00	50,000.00						
Yap-Dejeto, Leni	17-12-5482	29/12/2017	50,000.00	50,000.00	50,000.00						
Bunda, Marj Gem	17-12-5483	29/12/2017	50,000.00	50,000.00	50,000.00						
Badayos-Jover, Mary Barby	17-12-5484	29/12/2017	50,000.00	50,000.00	50,000.00						
Babaran, Ricardo	17-12-5485	29/12/2017	589,077.60	589,077.60	589,077.60						
Babaran, Ricardo	17-12-5486	29/12/2017	1,210,922.40	1,210,922.40	1,210,922.40						
Bunda, Marj Gem	17-12-5487	29/12/2017	65,213.33	65,213.33	65,213.33						
Maureen Kay C. Ongo	17-12-5488	29/12/2017	33,304.80	33,304.80	33,304.80						
Elemar E. Teje	17-12-5489	29/12/2017	9,010.00	9,010.00	9,010.00						
Babaran, Ricardo	17-12-5490	29/12/2017	435,000.00	435,000.00	435,000.00						
Jorge Ebay	17-12-5491	29/12/2017	500,000.00	500,000.00	500,000.00						
Babaran, Ricardo	17-12-5492	29/12/2017	21,000.00	21,000.00	21,000.00						
Babaran, Ricardo	17-12-5493	29/12/2017	90,000.00	90,000.00	90,000.00						
Rolly Fuentes	17-12-5494	29/12/2017	2,448.00	2,448.00	2,448.00						
Prof. Susan Mila Tosalem	17-12-5495	29/12/2017	9,850.00	9,850.00	9,850.00						
Prof. Susan Mila Tosalem	17-12-5496	29/12/2017	28,867.50	28,867.50	28,867.50						
Prof. Susan Mila Tosalem	17-12-5497	29/12/2017	143,760.00	143,760.00	143,760.00						
Emeliza Lozada	17-12-5498	29/12/2017	200,000.00	200,000.00	200,000.00						
Veronica P. Sarria	17-12-5499	29/12/2017	2,498.09	2,498.09	2,498.09						
Marie June Esprela	17-12-5500	29/12/2017	15,425.00	15,425.00	15,425.00						
Dr. Zoilo Andrada	17-12-5501	29/12/2017	38,701.00	38,701.00	38,701.00						
Prof. Severa Fe Katalbas	17-12-5503	29/12/2017	78,542.00	78,542.00	78,542.00						
Rogelio Gabriel	17-12-5504	29/12/2017	3,736.21	3,736.21	3,736.21						
Prof Arthur Barido	17-12-5505	29/12/2017	170,000.00	170,000.00	170,000.00						
Encarnacion Emilia Yap	17-12-5506	29/12/2017	3,999.50	3,999.50	3,999.50						
Prof. Susan Mila Tosalem	17-12-5508	29/12/2017	4,000.00	4,000.00	4,000.00						
Prof Ma. Severa Fe Ktalabas	17-12-5509	29/12/2017	200,000.00	200,000.00	200,000.00						
Virgildo Sabalo	17-12-5510	29/12/2017	200,000.00	200,000.00	200,000.00						
Prof Gay Defiesta	17-12-5511	29/12/2017	168,050.00	168,050.00	168,050.00						
Prof Christopher Honorario	17-12-5512	29/12/2017	238,928.35	238,928.35	238,928.35						
Dr. Lourdes Zamora	17-12-5513	29/12/2017	432,896.74	432,896.74	432,896.74						
Rolly G. Fuentes	17-12-5514	29/12/2017	46,439.93	46,439.93	46,439.93						
Nelson Murcillo	17-12-5515	29/12/2017	1,164.57	1,164.57	1,164.57						
Mary Babbeth Vargas	17-12-5516	29/12/2017	1,000.00	1,000.00	1,000.00						
Mary Babbeth Vargas	17-12-5517	29/12/2017	2,370.25	2,370.25	2,370.25						
Prof Rober Rodriguez	17-12-5518	29/12/2017	4,300.00	4,300.00	4,300.00						
Prof Marilou Ang Lopez	17-12-5519	29/12/2017	105,302.50	105,302.50	105,302.50						
Dr. Harold Monteclaro	17-12-5520	29/12/2017	2,885.00	2,885.00	2,885.00						
Philip Ian Padilla	17-12-5521	29/12/2017	113,003.65	113,003.65	113,003.65						
Philip Ian Padilla	17-12-5522	29/12/2017	148,104.62	148,104.62	148,104.62						
Rowena Paz Gelvezon Et Al	17-12-5523	29/12/2017	475,404.00	475,404.00	475,404.00						
Christopher Honorario Et Al	17-12-5524	29/12/2017	171,588.97	171,588.97	171,588.97						
Mary Babbeth Vargas	17-12-5525	29/12/2017	7,500.00	7,500.00	7,500.00						
PLDT Inc.	17-12-5526	29/12/2017	1,325.04	1,325.04	1,325.04						
Artemio Cuenta	17-12-5527	29/12/2017	4,119.56	4,119.56	4,119.56						
UPV Employees Cooperative	17-12-5528	29/12/2017	1,630.00	1,630.00	1,630.00						
UP Visayas	17-12-5529	29/12/2017	2,000.00	2,000.00	2,000.00						
UP Visayas	17-12-5530	29/12/2017	2,000.00	2,000.00	2,000.00						

**AGING OF DUE AND DEMANDABLE OBLIGATIONS**  
As of December 31, 2018

Department : State Universities and Colleges  
 Agency : University of the Philippines System  
 Operating Units : System  
 Organization Code (UACS) : 08-008-00-00000  
 Funding Source Code (as clustered): 101  
 (e.g. Old Fund Code: 101,102, 151)

Name of Creditor	Obligation Request			AGING OF DUE AND DEMANDABLE OBLIGATIONS						Remarks	
	Number	Date	Amount	Amount	90 days & below	91 to 180 days	181 to 270 days	271 to 360 days	Beyond 360 days		
											1
Vivian Topor	17-12-5531	29/12/2017	12,452.01	12,452.01	12,452.01						
Lucita De Guzman	17-12-5532	29/12/2017	111,162.50	111,162.50	111,162.50						
Nilo Araneta	17-12-5533	29/12/2017	33,050.00	33,050.00	33,050.00						
Vivian Topor	17-12-5534	29/12/2017	53,210.00	53,210.00	53,210.00						
Crispino Saclauso	17-12-5535	29/12/2017	15,500.00	15,500.00	15,500.00						
Vivian Topor	17-12-5536	29/12/2017	5,616.25	5,616.25	5,616.25						
Luzette Teruel	17-12-5537	29/12/2017	162,380.00	162,380.00	162,380.00						
Encarnacion Emilia Yap	17-12-5538	29/12/2017	20,000.00	20,000.00	20,000.00						
LBP	17-12-5539	29/12/2017	(13,000.00)	(13,000.00)	(13,000.00)						
Dr. Zoilo Andrada	17-12-5540	29/12/2017	14,500.00	14,500.00	14,500.00						
Dr. Aurora Fe Bautista	17-12-5541	29/12/2017	12,000.00	12,000.00	12,000.00						
Prof Susan Mila Tosalem	17-12-5542	29/12/2017	12,000.00	12,000.00	12,000.00						
Prof Anna Liza Barcelona	17-12-5543	29/12/2017	12,000.00	12,000.00	12,000.00						
Harold Monteclaro	17-12-5546	29/12/2017	8,784.00	8,784.00	8,784.00						
Harold Monteclaro	17-12-5546	29/12/2017	15,000.00	15,000.00	15,000.00						
Dr. Aurora Fe Bautista	17-12-5547	29/12/2017	12,000.00	12,000.00	12,000.00						
Prof Susan Mila Tosalem	17-12-5548	29/12/2017	12,000.00	12,000.00	12,000.00						
Prof Anna Liza Barcelona	17-12-5549	29/12/2017	12,000.00	12,000.00	12,000.00						
Ma Mitzi Calawigan	17-12-5550	29/12/2017	3,360.00	3,360.00	3,360.00						
Aurorita A. Sobrevega	17-12-5551	29/12/2017	248,546.22	248,546.22	248,546.22						
Aurorita A. Sobrevega	17-12-5552	29/12/2017	137,479.53	137,479.53	137,479.53						
JRS Business Corporation	17-12-5553	29/12/2017	24.00	24.00	24.00						
JRS Business Corporation	17-12-5553	29/12/2017	40.00	40.00	40.00						
JRS Business Corporation	17-12-5553	29/12/2017	46.33	46.33	46.33						
JRS Business Corporation	17-12-5553	29/12/2017	66.50	66.50	66.50						
JRS Business Corporation	17-12-5553	29/12/2017	66.50	66.50	66.50						
JRS Business Corporation	17-12-5553	29/12/2017	92.66	92.66	92.66						
JRS Business Corporation	17-12-5553	29/12/2017	93.50	93.50	93.50						
JRS Business Corporation	17-12-5553	29/12/2017	110.34	110.34	110.34						
JRS Business Corporation	17-12-5553	29/12/2017	112.83	112.83	112.83						
JRS Business Corporation	17-12-5553	29/12/2017	135.00	135.00	135.00						
JRS Business Corporation	17-12-5553	29/12/2017	192.67	192.67	192.67						
JRS Business Corporation	17-12-5553	29/12/2017	587.67	587.67	587.67						
ALV Tech Philippines	17-12-5554	21/12/2017	849,950.00	849,950.00	849,950.00						
UP Visayas	17-12-5555	29/12/2017	566.00	566.00	566.00						
Dakila Trading	17-12-5556	29/12/2017	320,000.00	320,000.00	320,000.00						
Diamond Ind. System	17-12-5557	29/12/2017	1,475,300.00	1,475,300.00	1,475,300.00						
Dynalab Corporation	17-12-5558	29/12/2017	11,497,000.00	11,497,000.00	11,497,000.00						
Golden Bat	17-12-5559	29/12/2017	6,440,148.00	6,440,148.00	6,440,148.00						
Goldquest Biotech	17-12-5560	29/12/2017	2,538,788.00	2,538,788.00	2,538,788.00						
Instrumix Supplier	17-12-5561	29/12/2017	10,077,000.00	10,077,000.00	10,077,000.00						
ITS Science Phils	17-12-5562	29/12/2017	1,563,000.00	1,563,000.00	1,563,000.00						
Katrin Field	17-12-5563	29/12/2017	870,000.00	870,000.00	870,000.00						
Krypton Ind. Resources	17-12-5564	29/12/2017	3,204,000.00	3,204,000.00	3,204,000.00						
Labtraders	17-12-5565	29/12/2017	6,677,000.00	6,677,000.00	6,677,000.00						
Sharon B. Millan	17-12-5566	29/12/2017	40,000.00	40,000.00	40,000.00						
Dr. Zoilo Andrada	17-12-5567	29/12/2017	900,558.00	900,558.00	900,558.00						
Molave Trading	17-12-5568	29/12/2017	4,256,741.18	4,256,741.18	4,256,741.18						
Rainphils Inc.	17-12-5569	29/12/2017	7,250,000.00	7,250,000.00	7,250,000.00						
Dr. Zoilo Andrada	17-12-5570	29/12/2017	300,000.00	300,000.00	300,000.00						
L Fallarcon	17-12-5571	29/12/2017	92,553.14	92,553.14	92,553.14						
LBP	17-12-5572	29/12/2017	4,875.50	4,875.50	4,875.50						
L Fallarcon	17-12-5573	29/12/2017	52,029.66	52,029.66	52,029.66						

**AGING OF DUE AND DEMANDABLE OBLIGATIONS**  
As of December 31, 2018

Department : State Universities and Colleges  
 Agency : University of the Philippines System  
 Operating Units : System  
 Organization Code (UACS) : 08-008-00-00000  
 Funding Source Code (as clustered): 101  
 (e.g. Old Fund Code: 101,102, 151)

Name of Creditor	Obligation Request			AGING OF DUE AND DEMANDABLE OBLIGATIONS						Remarks
				Amount	90 days & below	91 to 180 days	181 to 270 days	271 to 360 days	Beyond 360 days	
	Number	Date	Amount	5	6	7	8	9	10	
Dynalab	17-12-5574	29/12/2017	781,509.00	781,509.00	781,509.00					
Labtraders	17-12-5575	29/12/2017	450,000.00	450,000.00	450,000.00					
Micro Biological	17-12-5576	29/12/2017	460,000.00	460,000.00	460,000.00					
MK C Ongo	17-12-5577	29/12/2017	4,420.00	4,420.00	4,420.00					
MK C Ongo	17-12-5578	29/12/2017	13,000.00	13,000.00	13,000.00					
Molave Trading	17-12-5579	29/12/2017	1,138,058.70	1,138,058.70	1,138,058.70					
Prince Valiant	17-12-5580	29/12/2017	4,930,294.00	4,930,294.00	4,930,294.00					
RF Traifalgar	17-12-5585	29/12/2017	43,920.00	43,920.00	43,920.00					
RF Traifalgar	17-12-5585	29/12/2017	75,000.00	75,000.00	75,000.00					
RF Traifalgar	17-12-5585	29/12/2017	75,000.00	75,000.00	75,000.00					
A Failaman	17-12-5586	29/12/2017	10,000.00	10,000.00	10,000.00					
A Failaman	17-12-5586	29/12/2017	10,000.00	10,000.00	10,000.00					
R Janeo	17-12-5587	29/12/2017	10,000.00	10,000.00	10,000.00					
R Janeo	17-12-5587	29/12/2017	10,000.00	10,000.00	10,000.00					
S Nuñal	17-12-5588	29/12/2017	8,784.00	8,784.00	8,784.00					
S Nuñal	17-12-5588	29/12/2017	15,000.00	15,000.00	15,000.00					
N Añasco	17-12-5589	29/12/2017	21,960.00	21,960.00	21,960.00					
N Añasco	17-12-5589	29/12/2017	37,500.00	37,500.00	37,500.00					
N Añasco	17-12-5589	29/12/2017	37,500.00	37,500.00	37,500.00					
SITELCO	17-12-5590	29/12/2017	1,800.00	1,800.00	1,800.00					
SITELCO	17-12-5591	29/12/2017	2,000.00	2,000.00	2,000.00					
SITELCO	17-12-5592	29/12/2017	5,000.00	5,000.00	5,000.00					
SITELCO	17-12-5593	29/12/2017	5,000.00	5,000.00	5,000.00					
UP Visayas	17-12-5594	29/12/2017	2,000.00	2,000.00	2,000.00					
R. Daga	17-12-5595	29/12/2017	37,000.00	37,000.00	37,000.00					
E Naret	17-12-5596	29/12/2017	2,000.00	2,000.00	2,000.00					
E Naret	17-12-5596	29/12/2017	13,200.00	13,200.00	13,200.00					
MJ Amar	17-12-5597	29/12/2017	2,000.00	2,000.00	2,000.00					
MJ Amar	17-12-5597	29/12/2017	13,800.00	13,800.00	13,800.00					
Divina Punongbayan	17-12-5598	29/12/2017	8,905.46	8,905.46	8,905.46					
UP Visayas	17-12-5599	29/12/2017	4,658.25	4,658.25	4,658.25					
Prince Valiant	17-12-5600	29/12/2017	1,857,700.00	1,857,700.00	1,857,700.00					
Labtraders	17-12-5601	29/12/2017	295,130.00	295,130.00	295,130.00					
Golden Bat	17-12-5602	29/12/2017	1,747,055.00	1,747,055.00	1,747,055.00					
Cebu Far Eastern	17-12-5603	29/12/2017	459,800.00	459,800.00	459,800.00					
Krypton Ind. Resources	17-12-5604	29/12/2017	974,350.00	974,350.00	974,350.00					
Trulaboratories	17-12-5605	29/12/2017	115,782.79	115,782.79	115,782.79					
Micro Biological Lab	17-12-5606	29/12/2017	417,000.00	417,000.00	417,000.00					
Goldquest Biotech	17-12-5607	29/12/2017	1,008,000.00	1,008,000.00	1,008,000.00					
Macotrade	17-12-5608	29/12/2017	976,000.00	976,000.00	976,000.00					
Biokits	17-12-5609	29/12/2017	145,200.00	145,200.00	145,200.00					
Levins International	17-12-5610	29/12/2017	329,000.00	329,000.00	329,000.00					
Omnibus	17-12-5611	29/12/2017	545,000.00	545,000.00	545,000.00					
ITS Science Phils	17-12-5612	29/12/2017	475,600.00	475,600.00	475,600.00					
Molave Trading	17-12-5613	29/12/2017	2,278,966.49	2,278,966.49	2,278,966.49					
Dynalab Corporation	17-12-5614	29/12/2017	1,941,700.00	1,941,700.00	1,941,700.00					
Iloilo Izeem Commercial	17-12-5615	29/12/2017	141,170.00	141,170.00	141,170.00					
Media Convergence	17-12-5616	29/12/2017	2,335,200.00	2,335,200.00	2,335,200.00					
Solid Video	17-12-5617	21/06/2017	100,625.00	100,625.00		100,625.00				
Additional	17-12-5618	29/12/2017	20,000.00	20,000.00	20,000.00					
Nutrends Catering	17-12-5618	29/12/2017	20,000.00	20,000.00	20,000.00					
Molano, Ma. Cristina	17-12-5619	29/12/2017	600.00	600.00	600.00					
UPV Employees Cooperative	17-12-5620	29/12/2017	7,649.00	7,649.00	7,649.00					

**AGING OF DUE AND DEMANDABLE OBLIGATIONS**  
As of December 31, 2018

Department : State Universities and Colleges  
 Agency : University of the Philippines System  
 Operating Units : System  
 Organization Code (UACS) : 08-008-00-00000  
 Funding Source Code (as clustered): 101  
 (e.g. Old Fund Code: 101,102, 151)

Name of Creditor	Obligation Request			AGING OF DUE AND DEMANDABLE OBLIGATIONS						Remarks		
	Number	Date	Amount	Amount	90 days & below	91 to 180 days	181 to 270 days	271 to 360 days	Beyond 360 days			
											1	2
SITELCO	17-12-5621	29/12/2017	688.24	688.24	688.24							
PLDT Inc.	17-12-5622	29/12/2017	1,610.56	1,610.56	1,610.56							
UPV Employees Cooperative	17-12-5623	29/12/2017	500,000.00	500,000.00	500,000.00							
Jose Julie Ramirez	17-12-5624	29/12/2017	2,540.50	2,540.50	2,540.50							
SITELCO	17-12-5625	29/12/2017	726.38	726.38	726.38							
Fiji Construction	17-12-5626	29/12/2017	7,180,619.45	7,180,619.45	7,180,619.45							
SITELCO	17-12-5627	29/12/2017	1,780.80	1,780.80	1,780.80							
LBP Services Corporation	17-12-5628	29/12/2017	556,395.42	556,395.42	556,395.42							
Micro-Asia Builders	17-12-5629	29/12/2017	3,275,445.39	3,275,445.39	3,275,445.39							
Micro-Asia Builders	17-12-5630	29/12/2017	4,536,146.35	4,536,146.35	4,536,146.35							
Scarlet Dumalay	17-12-5631	29/12/2017	2,219.36	2,219.36	2,219.36							
Rowena Paz Gelvezon	17-12-5633	29/12/2017	8,876.00	8,876.00	8,876.00							
Rowena Paz Gelvezon	17-12-5633	29/12/2017	56,768.26	56,768.26	56,768.26							
Z Andrada	17-12-5634	29/12/2017	3,647.44	3,647.44	3,647.44							
Z. Andrada	17-12-5634	29/12/2017	18,799.99	18,799.99	18,799.99							
Z. Andrada	17-12-5634	29/12/2017	19,865.13	19,865.13	19,865.13							
Z Andrada	17-12-5634	29/12/2017	24,010.51	24,010.51	24,010.51							
Z. Andrada	17-12-5634	29/12/2017	73,049.51	73,049.51	73,049.51							
Z. Andrada	17-12-5635	29/12/2017	200,000.00	200,000.00	200,000.00							
Noe'S Builder	17-12-5636	29/12/2017	1,918,224.00	1,918,224.00	1,918,224.00							
Noe'S Builder	17-12-5637	29/12/2017	1,585,000.00	1,585,000.00	1,585,000.00							
PITC	17-12-5638	29/12/2017	23,761,727.33	23,761,727.33	23,761,727.33							
Sarina Nacita	17-12-5639	29/12/2017	1,000.00	1,000.00	1,000.00							
Romana Villareal	17-12-5640	29/12/2017	10,540.00	10,540.00	10,540.00							
Romana Villareal	17-12-5640	29/12/2017	18,000.00	18,000.00	18,000.00							
Romana Villareal	17-12-5640	29/12/2017	18,000.00	18,000.00	18,000.00							
Arthur P. Barrido Jr.	17-12-5641	29/12/2017	14,640.00	14,640.00	14,640.00							
Arthur P. Barrido Jr.	17-12-5641	29/12/2017	22,500.00	22,500.00	22,500.00							
Arthur P. Barrido Jr.	17-12-5641	29/12/2017	22,500.00	22,500.00	22,500.00							
Jeanette Deslate	17-12-5642	29/12/2017	185,324.12	185,324.12	185,324.12							
Ma. Mitzi Calawigan	17-12-5643	29/12/2017	29,275.20	29,275.20	29,275.20							
LBP Services Corporation	17-12-5644	29/12/2017	556,395.42	556,395.42	556,395.42							
SITELCO	17-12-5646	29/12/2017	732.48	732.48	732.48							
G. Defiesta	17-12-5647	29/12/2017	256,399.00	256,399.00	256,399.00							
Anna Liza Barcelona	17-12-5648	29/12/2017	7,093.50	7,093.50	7,093.50							
PLDT Inc.	17-12-5649	29/12/2017	1,379.23	1,379.23	1,379.23							
LBP Services Corporation	17-12-5650	29/12/2017	556,395.42	556,395.42	556,395.42							
Unit 8 Security Agency Inc	17-12-5651	29/12/2017	714,073.50	714,073.50	714,073.50							
Unit 8 Security Agency Inc	17-12-5652	29/12/2017	356,840.15	356,840.15	356,840.15							
Unit 8 Security Agency Inc	17-12-5653	29/12/2017	714,073.50	714,073.50	714,073.50							
LBP	17-12-5654	29/12/2017	166,438.60	166,438.60	166,438.60							
LBP	17-12-5655	29/12/2017	162,770.00	162,770.00	162,770.00							
LBP	17-12-5656	29/12/2017	155,039.10	155,039.10	155,039.10							
LBP	17-12-5657	29/12/2017	104,770.00	104,770.00	104,770.00							
LBP	17-12-5658	29/12/2017	487,702.69	487,702.69	487,702.69							
LBP	17-12-5659	29/12/2017	213,037.70	213,037.70	213,037.70							
LBP	17-12-5660	29/12/2017	390,823.40	390,823.40	390,823.40							
LBP	17-12-5661	29/12/2017	263,038.67	263,038.67	263,038.67							
LBP	17-12-5662	29/12/2017	10,057.20	10,057.20	10,057.20							
LBP	17-12-5663	29/12/2017	23,791.95	23,791.95	23,791.95							
LBP	17-12-5664	29/12/2017	19,197.50	19,197.50	19,197.50							
UPV Tacloban College	17-12-5665	29/12/2017	390,057.20	390,057.20	390,057.20							
LBP	17-12-5666	29/12/2017	64,950.00	64,950.00	64,950.00							

**AGING OF DUE AND DEMANDABLE OBLIGATIONS**  
As of December 31, 2018

Department : State Universities and Colleges  
 Agency : University of the Philippines System  
 Operating Units : System  
 Organization Code (UACS) : 08-008-00-00000  
 Funding Source Code (as clustered): 101  
 (e.g. Old Fund Code: 101,102, 151)

Name of Creditor	Obligation Request			AGING OF DUE AND DEMANDABLE OBLIGATIONS						Remarks	
	Number	Date	Amount	Amount	90 days & below	91 to 180 days	181 to 270 days	271 to 360 days	Beyond 360 days		
											1
C Parcon	17-12-5667	29/12/2017	167,189.31	167,189.31	167,189.31						
T Perlas Jr	17-12-5668	29/12/2017	107,600.28	107,600.28	107,600.28						
R Dumagpi	17-12-5669	29/12/2017	38,853.89	38,853.89	38,853.89						
R Huesca	17-12-5670	29/12/2017	40,644.52	40,644.52	40,644.52						
E Alobba	17-12-5671	29/12/2017	85,403.29	85,403.29	85,403.29						
M Sencil	17-12-5672	29/12/2017	4,000.00	4,000.00	4,000.00						
T Casiple	17-12-5673	29/12/2017	55,645.79	55,645.79	55,645.79						
M Espinosa	17-12-5674	29/12/2017	793,639.94	793,639.94	793,639.94						
E Artuz	17-12-5675	29/12/2017	23,000.00	23,000.00	23,000.00						
A Tuson	17-12-5676	29/12/2017	143,192.37	143,192.37	143,192.37						
C Baylon	17-12-5677	29/12/2017	2,396,204.27	2,396,204.27	2,396,204.27						
L Sta. Ana	17-12-5678	29/12/2017	20,000.00	20,000.00	20,000.00						
V Ong	17-12-5679	29/12/2017	55,026.77	55,026.77	55,026.77						
J Onato	17-12-5680	29/12/2017	20,876.79	20,876.79	20,876.79						
F Tupino	17-12-5681	29/12/2017	15,517.07	15,517.07	15,517.07						
A Limjuco	17-12-5682	29/12/2017	31,000.00	31,000.00	31,000.00						
L Ami	17-12-5683	29/12/2017	126,200.77	126,200.77	126,200.77						
R Millado	17-12-5684	29/12/2017	92,335.95	92,335.95	92,335.95						
T Maulas	17-12-5685	29/12/2017	33,901.53	33,901.53	33,901.53						
R Villareal	17-12-5686	29/12/2017	729,404.72	729,404.72	729,404.72						
E Belleza	17-12-5687	29/12/2017	742,663.00	742,663.00	742,663.00						
C Parcon	17-12-5688	29/12/2017	951,346.57	951,346.57	951,346.57						
R Dumagpi	17-12-5689	29/12/2017	771,312.04	771,312.04	771,312.04						
E Alobba	17-12-5690	29/12/2017	516,096.99	516,096.99	516,096.99						
C Baylon	17-12-5691	29/12/2017	2,129,898.55	2,129,898.55	2,129,898.55						
L Ami	17-12-5692	29/12/2017	1,412,053.82	1,412,053.82	1,412,053.82						
R Villareal	17-12-5693	29/12/2017	99,517.00	99,517.00	99,517.00						
E Belleza	17-12-5694	29/12/2017	810,165.55	810,165.55	810,165.55						
T Perlas Jr	17-12-5695	29/12/2017	183,179.12	183,179.12	183,179.12						
Rm Mondejar	17-12-5696	29/12/2017	735,777.81	735,777.81	735,777.81						
R Huesca	17-12-5697	29/12/2017	188,547.01	188,547.01	188,547.01						
M Sencil	17-12-5698	29/12/2017	226,858.69	226,858.69	226,858.69						
T Casiple	17-12-5699	29/12/2017	195,140.52	195,140.52	195,140.52						
T Casiple	17-12-5699	29/12/2017	233,577.40	233,577.40	233,577.40						
M Espinosa	17-12-5700	29/12/2017	1,031,400.41	1,031,400.41	1,031,400.41						
E Artuz	17-12-5701	29/12/2017	314,000.00	314,000.00	314,000.00						
A Tuson	17-12-5702	29/12/2017	103,012.44	103,012.44	103,012.44						
A Tuson	17-12-5702	29/12/2017	200,679.64	200,679.64	200,679.64						
L Sta. Ana	17-12-5703	29/12/2017	360,000.00	360,000.00	360,000.00						
V Ong	17-12-5704	29/12/2017	218,949.07	218,949.07	218,949.07						
J Onato	17-12-5705	29/12/2017	182,457.56	182,457.56	182,457.56						
F Tupino	17-12-5706	29/12/2017	477,980.96	477,980.96	477,980.96						
A Limjuco	17-12-5707	29/12/2017	326,000.00	326,000.00	326,000.00						
F Tupino	17-12-5707	29/12/2017	29,473.49	29,473.49	29,473.49						
F Tupino	17-12-5708	29/12/2017	39,831.49	39,831.49	39,831.49						
R Millado	17-12-5708	29/12/2017	478,236.88	478,236.88	478,236.88						
T Maulas	17-12-5709	29/12/2017	132,808.07	132,808.07	132,808.07						
R Villareal	17-12-5710	29/12/2017	33,633.00	33,633.00	33,633.00						
LBP	17-12-5711	29/12/2017	16,641,039.60	16,641,039.60	16,641,039.60						
LBP	17-12-5712	29/12/2017	3,400,084.80	3,400,084.80	3,400,084.80						
LBP	17-12-5713	29/12/2017	1,019,437.20	1,019,437.20	1,019,437.20						
LBP	17-12-5714	29/12/2017	2,597,289.28	2,597,289.28	2,597,289.28						
LBP	17-12-5714	29/12/2017	4,229,671.06	4,229,671.06	4,229,671.06						

**AGING OF DUE AND DEMANDABLE OBLIGATIONS**  
As of December 31, 2018

Department : State Universities and Colleges  
 Agency : University of the Philippines System  
 Operating Units : System  
 Organization Code (UACS) : 08-008-00-00000  
 Funding Source Code (as clustered): 101  
 (e.g. Old Fund Code: 101,102, 151)

Name of Creditor	Obligation Request			AGING OF DUE AND DEMANDABLE OBLIGATIONS						Remarks		
	Number	Date	Amount	Amount	90 days & below	91 to 180 days	181 to 270 days	271 to 360 days	Beyond 360 days			
											1	2
UPV Tacloban College	17-12-5715	29/12/2017	4,898,174.40	4,898,174.40	4,898,174.40							
Imperial Appliance	17-12-5716	29/12/2017	39,000.00	39,000.00	39,000.00							
Winter Field	17-12-5717	29/12/2017	43,688.30	43,688.30	43,688.30							
Progress Home	17-12-5718	29/12/2017	95,500.00	95,500.00	95,500.00							
Imperial Appliance	17-12-5719	29/12/2017	322,520.00	322,520.00	322,520.00							
L. TENDERO	01-101101-2018-12-4493	21/12/2018	61,215.00	61,215.00	61,215.00							
E. SAZON	01-101101-2018-12-4494	21/12/2018	6,000.00	6,000.00	6,000.00							
UPVTC	01-101101-2018-12-4508	21/12/2018	2,160.00	2,160.00	2,160.00							
PHILHEALTH	01-101101-2018-12-4518	21/12/2018	6,491.47	6,491.47	6,491.47							
UPVTC	01-101101-2018-12-4519	21/12/2018	3,625,000.00	3,625,000.00	3,625,000.00							
LBP	01-101101-2018-12-4525	28/12/2018	25,000.00	25,000.00	25,000.00							
R. MAMAUAG	01-101101-2018-12-4526	28/12/2018	5,000.00	5,000.00	5,000.00							
V. CORRE	01-101101-2018-12-4527	28/12/2018	5,000.00	5,000.00	5,000.00							
LBP	01-101101-2018-12-4603	28/12/2018	4,950.00	4,950.00	4,950.00							
M. MAYURGAS	01-101101-2018-12-4610	28/12/2018	5,000.00	5,000.00	5,000.00							
R. JORDAN	01-101101-2018-12-4636	28/12/2018	74,730.00	74,730.00	74,730.00							
R. SEVILLO	01-101101-2018-12-4637	28/12/2018	14,340.00	14,340.00	14,340.00							
R. SEVILLO	01-101101-2018-12-4637	28/12/2018	2,000.00	2,000.00	2,000.00							
R. FARPARAN	01-101101-2018-12-4638	28/12/2018	16,730.00	16,730.00	16,730.00							
R. FARPARAN	01-101101-2018-12-4638	28/12/2018	2,363.64	2,363.64	2,363.64							
R. FARPARAN	01-101101-2018-12-4638	28/12/2018	1,000.00	1,000.00	1,000.00							
J NONO	01-101101-2018-12-4639	28/12/2018	15,774.00	15,774.00	15,774.00							
J NONO	01-101101-2018-12-4639	28/12/2018	2,181.82	2,181.82	2,181.82							
E. TEJE	01-101101-2018-12-4640	28/12/2018	37,365.00	37,365.00	37,365.00							
LBP	01-101101-2018-12-4641	28/12/2018	8,250.00	8,250.00	8,250.00							
GSIS	01-101101-2018-12-4642	28/12/2018	320,952.08	320,952.08	320,952.08							
GSIS	01-101101-2018-12-4642	28/12/2018	15,364.45	15,364.45	15,364.45							
GSIS	01-101101-2018-12-4642	28/12/2018	39,719.56	39,719.56	39,719.56							
GSIS	01-101101-2018-12-4642	28/12/2018	1,600.00	1,600.00	1,600.00							
GSIS	01-101101-2018-12-4642	28/12/2018	38,393.10	38,393.10	38,393.10							
GSIS	01-101101-2018-12-4642	28/12/2018	1,779.43	1,779.43	1,779.43							
GSIS	01-101101-2018-12-4642	28/12/2018	1,987,785.09	1,987,785.09	1,987,785.09							
GSIS	01-101101-2018-12-4642	28/12/2018	50,256.12	50,256.12	50,256.12							
GSIS	01-101101-2018-12-4642	28/12/2018	426,162.12	426,162.12	426,162.12							
GSIS	01-101101-2018-12-4642	28/12/2018	9,090.34	9,090.34	9,090.34							
GSIS	01-101101-2018-12-4642	28/12/2018	20,475.32	20,475.32	20,475.32							
GSIS	01-101101-2018-12-4642	28/12/2018	700.00	700.00	700.00							
LBP	01-101101-2018-12-4655	28/12/2018	21,000.00	21,000.00	21,000.00							
A. PORRAS	01-101101-2018-12-4656	28/12/2018	15,141.00	15,141.00	15,141.00							
LBP	01-101101-2018-12-4668	28/12/2018	18,392.94	18,392.94	18,392.94							
F ZARAGOZA	01-101101-2018-12-4698	28/12/2018	27,030.00	27,030.00	27,030.00							
E MARFIL	01-101101-2018-12-4699	28/12/2018	31,518.00	31,518.00	31,518.00							
D AMARGO	01-101101-2018-12-4700	28/12/2018	31,518.00	31,518.00	31,518.00							
D CUAJOTOR	01-101101-2018-12-4701	28/12/2018	73,542.00	73,542.00	73,542.00							
LBP	01-101101-2018-12-4719	28/12/2018	130,000.00	130,000.00	130,000.00							
P CARPIO	01-101101-2018-12-4733	28/12/2018	798,736.40	798,736.40	798,736.40							
P CARPIO	01-101101-2018-12-4733	28/12/2018	126,438.00	126,438.00	126,438.00							
J NONATO	01-101101-2018-12-4734	28/12/2018	154,427.00	154,427.00	154,427.00							
J NONATO	01-101101-2018-12-4734	28/12/2018	33,847.00	33,847.00	33,847.00							
J NONATO	01-101101-2018-12-4734	28/12/2018	8,462.00	8,462.00	8,462.00							
J NONATO	01-101101-2018-12-4734	28/12/2018	61,770.80	61,770.80	61,770.80							
R MALLO	01-101101-2018-12-4735	28/12/2018	309,712.00	309,712.00	309,712.00							
R MALLO	01-101101-2018-12-4735	28/12/2018	33,216.00	33,216.00	33,216.00							

AGING OF DUE AND DEMANDABLE OBLIGATIONS  
As of December 31, 2018

Department : State Universities and Colleges  
 Agency : University of the Philippines System  
 Operating Units : System  
 Organization Code (UACS) : 08-008-00-00000  
 Funding Source Code (as clustered): 101  
 (e.g. Old Fund Code: 101,102, 151)

Name of Creditor	Obligation Request			AGING OF DUE AND DEMANDABLE OBLIGATIONS						Remarks
	Number	Date	Amount	Amount	90 days & below	91 to 180 days	181 to 270 days	271 to 360 days	Beyond 360 days	
				5	6	7	8	9	10	
1	2	3	4	5	6	7	8	9	10	11
R MALLO	01-101101-2018-12-4735	28/12/2018	131,808.00	131,808.00	131,808.00					
R MALLO	01-101101-2018-12-4735	28/12/2018	123,884.80	123,884.80	123,884.80					
P VALENCIA	01-101101-2018-12-4736	28/12/2018	220,222.00	220,222.00	220,222.00					
P VALENCIA	01-101101-2018-12-4736	28/12/2018	103,435.00	103,435.00	103,435.00					
P VALENCIA	01-101101-2018-12-4736	28/12/2018	25,859.00	25,859.00	25,859.00					
P VALENCIA	01-101101-2018-12-4736	28/12/2018	88,088.80	88,088.80	88,088.80					
V URBINA	01-101101-2018-12-4737	28/12/2018	296,200.80	296,200.80	296,200.80					
V URBINA	01-101101-2018-12-4737	28/12/2018	100,675.00	100,675.00	100,675.00					
L AZUCENA	01-101101-2018-12-4738	28/12/2018	1,819,810.00	1,819,810.00	1,819,810.00					
L AZUCENA	01-101101-2018-12-4738	28/12/2018	430,001.00	430,001.00	430,001.00					
L AZUCENA	01-101101-2018-12-4738	28/12/2018	107,500.00	107,500.00	107,500.00					
L AZUCENA	01-101101-2018-12-4738	28/12/2018	727,924.00	727,924.00	727,924.00					
G TORILLA	01-101101-2018-12-4739	28/12/2018	238,411.60	238,411.60	238,411.60					
G TORILLA	01-101101-2018-12-4739	28/12/2018	76,227.00	76,227.00	76,227.00					
E SALGADO	01-101101-2018-12-4740	28/12/2018	1,267,854.00	1,267,854.00	1,267,854.00					
E SALGADO	01-101101-2018-12-4740	28/12/2018	1,318,375.00	1,318,375.00	1,318,375.00					
U MUEGA	01-101101-2018-12-4741	28/12/2018	216,197.80	216,197.80	216,197.80					
U MUEGA	01-101101-2018-12-4741	28/12/2018	78,075.00	78,075.00	78,075.00					
M DELA CRUZ	01-101101-2018-12-4742	28/12/2018	1,977,416.84	1,977,416.84	1,977,416.84					
R OLAGUER	01-101101-2018-12-4743	28/12/2018	1,544,312.00	1,544,312.00	1,544,312.00					
R OLAGUER	01-101101-2018-12-4743	28/12/2018	185,331.00	185,331.00	185,331.00					
E ORTIGAS	01-101101-2018-12-4744	28/12/2018	3,590,190.80	3,590,190.80	3,590,190.80					
E ORTIGAS	01-101101-2018-12-4744	28/12/2018	4,395.00	4,395.00	4,395.00					
E BELLEZA	01-101101-2018-12-4745	28/12/2018	2,660,947.80	2,660,947.80	2,660,947.80					
J GALLO	01-101101-2018-12-4746	28/12/2018	1,957,624.20	1,957,624.20	1,957,624.20					
J GALLO	01-101101-2018-12-4746	28/12/2018	571,571.25	571,571.25	571,571.25					
LBP	01-101101-2018-12-4767	28/12/2018	357,500.00	357,500.00	357,500.00					
M ONGO	01-101101-2018-12-4768	28/12/2018	200,000.00	200,000.00	200,000.00					
C TILDE	01-101101-2018-12-4771A	28/12/2018	1,910.80	1,910.80	1,910.80					
D AGUILAR	01-101101-2018-12-4774	28/12/2018	58,344.00	58,344.00	58,344.00					
M GO	01-101101-2018-12-4775	28/12/2018	80,031.00	80,031.00	80,031.00					
F DIVINAGRACIA	01-101101-2018-12-4776	28/12/2018	72,924.00	72,924.00	72,924.00					
J NAFARRETE	01-101101-2018-12-4777	28/12/2018	58,344.00	58,344.00	58,344.00					
R DOCTORA	01-101101-2018-12-4778	28/12/2018	62,109.00	62,109.00	62,109.00					
V TENDERO	01-101101-2018-12-4779	28/12/2018	72,924.00	72,924.00	72,924.00					
R HIBALLES	01-101101-2018-12-4780	28/12/2018	27,030.00	27,030.00	27,030.00					
O FILLONE	01-101101-2018-12-4781	28/12/2018	8,000.00	8,000.00	8,000.00					
J ONATO	01-101101-2018-12-4788	28/12/2018	12,500.00	12,500.00	12,500.00					
LBP (C ANECITA ET AL)	01-101101-2018-12-4789	28/12/2018	19,176.00	19,176.00	19,176.00					
LBP (M AGUILAR ET AL)	01-101101-2018-12-4790	28/12/2018	375,074.06	375,074.06	375,074.06					
LBP (JC DY ET AL)	01-101101-2018-12-4791	28/12/2018	534,739.08	534,739.08	534,739.08					
LBP (B BADAYOS JOVER ET AL)	01-101101-2018-12-4792	28/12/2018	250,398.10	250,398.10	250,398.10					
LBP (S KATALBAS ET AL)	01-101101-2018-12-4793	28/12/2018	282,945.62	282,945.62	282,945.62					
LBP (S JANAGAP ET AL)	01-101101-2018-12-4794	28/12/2018	276,709.00	276,709.00	276,709.00					
LBP (J BARRIOS ET AL)	01-101101-2018-12-4795	28/12/2018	829,094.54	829,094.54	829,094.54					
LBP (V SABALO ET AL)	01-101101-2018-12-4796	28/12/2018	850,000.00	850,000.00	850,000.00					
LBP (A BARRIDO ET AL)	01-101101-2018-12-4797	28/12/2018	913,628.49	913,628.49	913,628.49					
LBP (A BARRIDO ET AL)	01-101101-2018-12-4797	28/12/2018	276,371.51	276,371.51	276,371.51					
LBP (EE YAP ET AL)	01-101101-2018-12-4798	28/12/2018	90,179.31	90,179.31	90,179.31					
LBP (E CAMPO ET AL)	01-101101-2018-12-4799	28/12/2018	50,000.00	50,000.00	50,000.00					
LBP (M NOBLEZADA ET AL)	01-101101-2018-12-4800	28/12/2018	6,000.00	6,000.00	6,000.00					
LBP (SUMALAPAO ET AL)	01-101101-2018-12-4801	28/12/2018	100,000.00	100,000.00	100,000.00					
CR PANCRUDO	01-101101-2018-12-4802	28/12/2018	22,427.31	22,427.31	22,427.31					



**AGING OF DUE AND DEMANDABLE OBLIGATIONS**  
As of December 31, 2018

Department : State Universities and Colleges  
 Agency : University of the Philippines System  
 Operating Units : System  
 Organization Code (UACS) : 08-008-00-00000  
 Funding Source Code (as clustered): 101  
 (e.g. Old Fund Code: 101,102, 151)

Name of Creditor	Obligation Request			AGING OF DUE AND DEMANDABLE OBLIGATIONS						Remarks	
	Number	Date	Amount	Amount	90 days & below	91 to 180 days	181 to 270 days	271 to 360 days	Beyond 360 days		
											1
CR PANCRUDO	01-101101-2018-12-4802	28/12/2018	4,000.00	4,000.00	4,000.00						
E. NUEVAESPAÑA	01-101101-2018-12-4803	28/12/2018	8,086.37	8,086.37	8,086.37						
E. NUEVAESPAÑA	01-101101-2018-12-4803	28/12/2018	2,000.00	2,000.00	2,000.00						
S TERRE	01-101101-2018-12-4804	28/12/2018	16,340.00	16,340.00	16,340.00						
S TERRE	01-101101-2018-12-4804	28/12/2018	2,000.00	2,000.00	2,000.00						
R. JUNDES	01-101101-2018-12-4805	28/12/2018	13,914.00	13,914.00	13,914.00						
R. JUNDES	01-101101-2018-12-4805	28/12/2018	2,000.00	2,000.00	2,000.00						
R. FARPARAN	01-101101-2018-12-4806	28/12/2018	7,170.00	7,170.00	7,170.00						
R. FARPARAN	01-101101-2018-12-4806	28/12/2018	2,000.00	2,000.00	2,000.00						
J MOLETA	01-101101-2018-12-4807	28/12/2018	4,861.03	4,861.03	4,861.03						
J MOLETA	01-101101-2018-12-4807	28/12/2018	2,000.00	2,000.00	2,000.00						
J DY	01-101101-2018-12-4808	28/12/2018	44,099.00	44,099.00	44,099.00						
J DY	01-101101-2018-12-4808	28/12/2018	2,000.00	2,000.00	2,000.00						
ILLUSORIO	01-101101-2018-12-4809	28/12/2018	158,565.00	158,565.00	158,565.00						
ILLUSORIO	01-101101-2018-12-4809	28/12/2018	6,000.00	6,000.00	6,000.00						
LBP (KATALBAS ET AL)	01-101101-2018-12-4810	28/12/2018	20,952,566.63	20,952,566.63	20,952,566.63						
LBP (KATALBAS ET AL)	01-101101-2018-12-4810	28/12/2018	9,500.00	9,500.00	9,500.00						
LBP (KATALBAS ET AL)	01-101101-2018-12-4810	28/12/2018	822,000.00	822,000.00	822,000.00						
LBP (KATALBAS ET AL)	01-101101-2018-12-4810	28/12/2018	455,561.55	455,561.55	455,561.55						
LBP (KATALBAS ET AL)	01-101101-2018-12-4810	28/12/2018	57,250.00	57,250.00	57,250.00						
LBP (KATALBAS ET AL)	01-101101-2018-12-4810	28/12/2018	351,819.84	351,819.84	351,819.84						
LBP (KATALBAS ET AL)	01-101101-2018-12-4810	28/12/2018	7,292,673.26	7,292,673.26	7,292,673.26						
LBP (BARRIDO ET AL)	01-101101-2018-12-4811	28/12/2018	5,780,144.56	5,780,144.56	5,780,144.56						
LBP (BARRIDO ET AL)	01-101101-2018-12-4811	28/12/2018	340,008.08	340,008.08	340,008.08						
LBP (E LOZADA ET AL)	01-101101-2018-12-4812	28/12/2018	1,733,042.84	1,733,042.84	1,733,042.84						
LBP (E LOZADA ET AL)	01-101101-2018-12-4812	28/12/2018	101,944.12	101,944.12	101,944.12						
LBP (EE YAP ET AL)	01-101101-2018-12-4813	28/12/2018	11,305,832.57	11,305,832.57	11,305,832.57						
LBP (EE YAP ET AL)	01-101101-2018-12-4813	28/12/2018	682,696.04	682,696.04	682,696.04						
LBP (V SABALO ET AL)	01-101101-2018-12-4814	28/12/2018	3,602,701.86	3,602,701.86	3,602,701.86						
LBP (V SABALO ET AL)	01-101101-2018-12-4814	28/12/2018	5,214,012.06	5,214,012.06	5,214,012.06						
R. OLAGUER	01-101101-2018-12-4815	28/12/2018	256,793.59	256,793.59	256,793.59						
R. OLAGUER	01-101101-2018-12-4815	28/12/2018	243,653.05	243,653.05	243,653.05						
R. OLAGUER	01-101101-2018-12-4815	28/12/2018	34,486.60	34,486.60	34,486.60						
R. OLAGUER	01-101101-2018-12-4815	28/12/2018	1,288,276.93	1,288,276.93	1,288,276.93						
R. OLAGUER	01-101101-2018-12-4815	28/12/2018	8,365.91	8,365.91	8,365.91						
R. OLAGUER	01-101101-2018-12-4815	28/12/2018	25,762.32	25,762.32	25,762.32						
J. GALLO	01-101101-2018-12-4816	28/12/2018	1,807,925.23	1,807,925.23	1,807,925.23						
L. STA ANA	01-101101-2018-12-4817	28/12/2018	6,250.00	6,250.00	6,250.00						
D. MANALO	01-101101-2018-12-4818	28/12/2018	300,000.00	300,000.00	300,000.00						
ERIC AND LEN MKTG	01-101101-2018-12-4819	28/12/2018	855,000.00	855,000.00	855,000.00						
UPV DILIMAN LBP C/O A. BACANI-AQUINO	01-101101-2018-12-4820	28/12/2018	9,000.00	9,000.00	9,000.00						
PHILHEALTH	01-101101-2018-12-4821	10/12/2018	258,367.55	258,367.55	258,367.55						
UPV Central Store	02-101101-2018-12-4155	28/12/2018	3,420.00	3,420.00	3,420.00						
JASBERT ENTERPRISES	02-101101-2018-01-0152	28/12/2018	495.00	495.00	495.00						
UPV EMPLOYEES COOPERATIVE	02-101101-2018-01-26	28/12/2018	20,250.00	20,250.00	20,250.00						
NIG MARKEING	02-101101-2018-02-0364	28/12/2018	9,200.00	9,200.00	9,200.00						
ROBINSONS HANDYMAN INC.	02-101101-2018-02-0584	28/12/2018	1,099.00	1,099.00	1,099.00						
UPV EMPLOYEES COOPERATIVE	02-101101-2018-03-0693	28/12/2018	12,250.00	12,250.00	12,250.00						
TEE UNO SHIRT SUPPLY & PRINTING	02-101101-2018-03-0701	28/12/2018	9,675.00	9,675.00	9,675.00						
TEE UNO SHIRT SUPPLY & PRINTING	02-101101-2018-03-0727	28/12/2018	39,600.00	39,600.00	39,600.00						
NAC SCHOOL AND OFFICE SUPPLIES	02-101101-2018-03-0858	28/12/2018	2,822.00	2,822.00	2,822.00						
UPV EMPLOYEES COOPERATIVE	02-101101-2018-03-0871	28/12/2018	11,900.00	11,900.00	11,900.00						
COMPUTRON BUSINESS CENTER	02-101101-2018-03-0930	28/12/2018	3,035.00	3,035.00	3,035.00						

**AGING OF DUE AND DEMANDABLE OBLIGATIONS**  
As of December 31, 2018

Department : State Universities and Colleges  
 Agency : University of the Philippines System  
 Operating Units : System  
 Organization Code (UACS) : 08-008-00-00000  
 Funding Source Code (as clustered): 101  
 (e.g. Old Fund Code: 101,102, 151)

Name of Creditor	Obligation Request			AGING OF DUE AND DEMANDABLE OBLIGATIONS						Remarks			
	Number	Date	Amount	Amount	90 days & below	91 to 180 days	181 to 270 days	271 to 360 days	Beyond 360 days				
											1	2	3
UPV Central Store	02-101101-2018-04-1417	28/12/2018	310.00	310.00	310.00								
UPV EMPLOYEES COOPERATIVE	02-101101-2018-05-1678	28/12/2018	600.00	600.00	600.00								
UPV Central Store	02-101101-2018-06-1976	28/12/2018	152.40	152.40	152.40								
UPV Central Store	02-101101-2018-06-2105	28/12/2018	642.00	642.00	642.00								
D'MALT INDUSTRIAL SALES CORP.	02-101101-2018-07-2347	28/12/2018	11,850.00	11,850.00	11,850.00								
D'MALT INDUSTRIAL SALES CORP.	02-101101-2018-07-2347	28/12/2018	6,150.00	6,150.00	6,150.00								
Instrumix Supplier Inc.		28/12/2018	4,995,000.00	4,995,000.00	4,995,000.00								
D'MALT INDUSTRIAL SALES CORP.	02-101101-2018-07-2348	28/12/2018	51,130.00	51,130.00	51,130.00								
YANA CHEMODITIES, INC.	02-101101-2018-07-2348	28/12/2018	7,895.00	7,895.00	7,895.00								
D'MALT INDUSTRIAL SALES CORP.	02-101101-2018-07-2348	28/12/2018	1,300.00	1,300.00	1,300.00								
NUTRENDS CUISINE CATERING SERVICES	02-101101-2018-07-2390	28/12/2018	7,500.00	7,500.00	7,500.00								
ILOILO CITY HARDWARE INCORPORATED	02-101101-2018-07-2524	28/12/2018	295,140.00	295,140.00	295,140.00								
ILOILO CITY HARDWARE INCORPORATED	02-101101-2018-07-2525	28/12/2018	151,535.00	151,535.00	151,535.00								
NUTRENDS CUISINE CATERING SERVICES	02-101101-2018-08-2618	28/12/2018	15,000.00	15,000.00	15,000.00								
AMANE KITCHENETTE	02-101101-2018-08-2653	28/12/2018	3,500.00	3,500.00	3,500.00								
UPV Central Store	02-101101-2018-08-2709	28/12/2018	54.00	54.00	54.00								
UPV Central Store	02-101101-2018-08-2737	28/12/2018	1,761.00	1,761.00	1,761.00								
UPV Central Store	02-101101-2018-08-2737	28/12/2018	3,415.15	3,415.15	3,415.15								
UPV Central Store	02-101101-2018-08-2793	28/12/2018	2,559.00	2,559.00	2,559.00								
UPV Central Store	02-101101-2018-08-2793	28/12/2018	1,960.25	1,960.25	1,960.25								
Seven Seven	02-101101-2018-08-2793	28/12/2018	1,432.50	1,432.50	1,432.50								
NAC	02-101101-2018-08-2793	28/12/2018	180.00	180.00	180.00								
UPV EMPLOYEES COOPERATIVE	02-101101-2018-08-2810	28/12/2018	25,000.00	25,000.00	25,000.00								
NUTRENDS CUISINE CATERING SERVICES	02-101101-2018-08-2812	28/12/2018	25,000.00	25,000.00	25,000.00								
UPV Central Store	02-101101-2018-08-2824	28/12/2018	3,690.00	3,690.00	3,690.00								
Seven Seven	02-101101-2018-08-2824	28/12/2018	512.00	512.00	512.00								
NAC	02-101101-2018-08-2824	28/12/2018	891.00	891.00	891.00								
UPV Central Store	02-101101-2018-08-2824	28/12/2018	2,109.20	2,109.20	2,109.20								
UPV Central Store	02-101101-2018-08-2829	28/12/2018	2,996.00	2,996.00	2,996.00								
UPV Central Store	02-101101-2018-08-2829	28/12/2018	4,078.00	4,078.00	4,078.00								
UPV Central Store	02-101101-2018-08-2829	28/12/2018	651.00	651.00	651.00								
UPV Central Store	02-101101-2018-08-2858	28/12/2018	2,005.00	2,005.00	2,005.00								
UPV Central Store	02-101101-2018-08-2858	28/12/2018	4,104.00	4,104.00	4,104.00								
BELMAN LABORATORIES	02-101101-2018-08-2860	28/12/2018	5,399.00	5,399.00	5,399.00								
BELMAN LABORATORIES	02-101101-2018-08-2860	28/12/2018	2,068.00	2,068.00	2,068.00								
UPV Central Store	02-101101-2018-08-2863	28/12/2018	1,675.60	1,675.60	1,675.60								
UPV Central Store	02-101101-2018-08-2863	28/12/2018	462.00	462.00	462.00								
UPV Central Store	02-101101-2018-08-2863	28/12/2018	5,596.00	5,596.00	5,596.00								
NAC	02-101101-2018-08-2863	28/12/2018	7,700.00	7,700.00	7,700.00								
UPV Central Store	02-101101-2018-08-2866	28/12/2018	2,021.00	2,021.00	2,021.00								
UPV Central Store	02-101101-2018-08-2866	28/12/2018	8,335.00	8,335.00	8,335.00								
UPV Central Store	02-101101-2018-08-2866	28/12/2018	3,349.00	3,349.00	3,349.00								
UPV Central Store	02-101101-2018-08-2867	28/12/2018	1,744.40	1,744.40	1,744.40								
UPV Central Store	02-101101-2018-08-2867	28/12/2018	1,990.00	1,990.00	1,990.00								
Seven Seven	02-101101-2018-08-2867	28/12/2018	1,395.00	1,395.00	1,395.00								
Iloilo Faith	02-101101-2018-08-2867	28/12/2018	6,100.00	6,100.00	6,100.00								
THE SEVEN-SEVEN TRADING	02-101101-2018-08-2878	28/12/2018	245.00	245.00	245.00								
UPV Central Store	02-101101-2018-08-2878	28/12/2018	271.00	271.00	271.00								
UPV Central Store	02-101101-2018-08-2884	28/12/2018	2,809.80	2,809.80	2,809.80								
UPV Central Store	02-101101-2018-08-2895	28/12/2018	3,420.00	3,420.00	3,420.00								
ILOILO PIES SURPRISE FOOD SHOP	02-101101-2018-08-2913	28/12/2018	20,000.00	20,000.00	20,000.00								
D'MALT INDUSTRIAL SALES CORP.	02-101101-2018-10-3302	28/12/2018	9,150.00	9,150.00	9,150.00								
UPV Central Store	02-101101-2018-10-3338	28/12/2018	2,148.85	2,148.85	2,148.85								

AGING OF DUE AND DEMANDABLE OBLIGATIONS  
As of December 31, 2018

Department : State Universities and Colleges  
 Agency : University of the Philippines System  
 Operating Units : System  
 Organization Code (UACS) : 08-008-00-00000  
 Funding Source Code (as clustered): 101  
 (e.g. Old Fund Code: 101,102, 151)

Name of Creditor	Obligation Request			AGING OF DUE AND DEMANDABLE OBLIGATIONS						Remarks		
	Number	Date	Amount	Amount	90 days & below	91 to 180 days	181 to 270 days	271 to 360 days	Beyond 360 days			
											1	2
Nig Marketing	02-101101-2018-10-3387	28/12/2018	12,000.00	12,000.00		12,000.00						
UPV Central Store	02-101101-2018-10-3401	28/12/2018	3,245.90	3,245.90		3,245.90						
UPV Central Store	02-101101-2018-10-3447	28/12/2018	2,365.55	2,365.55		2,365.55						
ILOILO PRINTING & SERVICES	02-101101-2018-10-3506	28/12/2018	42,000.00	42,000.00		42,000.00						
AMAROO REFRESHMENT	02-101101-2018-11-3862	28/12/2018	49,500.00	49,500.00		49,500.00						
UPV Central Store	02-101101-2018-11-3901	28/12/2018	880.25	880.25		880.25						
UPV Central Store	02-101101-2018-11-3902	28/12/2018	1,577.05	1,577.05		1,577.05						
UPV Central Store	02-101101-2018-11-3931	28/12/2018	4,249.15	4,249.15		4,249.15						
BENNNCH TRANSPORT SERVICES	02-101101-2018-11-3960	10/12/2018	30,900.00	30,900.00		30,900.00						
UPV Central Store	02-101101-2018-12-4109	28/12/2018	7,332.20	7,332.20		7,332.20						
UPV Central Store	02-101101-2018-12-4171	28/12/2018	140.10	140.10		140.10						
UPV Central Store	02-101101-2018-12-4173	28/12/2018	836.40	836.40		836.40						
Bench Transport Services	02-101101-2018-12-4247	28/12/2018	10,500.00	10,500.00		10,500.00						
Iloilo Home Art Furniture	02-101101-2018-12-4270	28/12/2018	1,000.00	1,000.00		1,000.00						
IMPERIAL APPLIANCE PLAZA	02-101101-2018-12-4366	28/12/2018	3,500.00	3,500.00		3,500.00						
Lea Azucena	02-101101-2018-12-4460	20/12/2018	1,276.00	1,276.00		1,276.00						
Lea Azucena	02-101101-2018-12-4460	20/12/2018	1,596.00	1,596.00		1,596.00						
UPVEC	02-101101-2018-12-4468	21/12/2018	1,950.00	1,950.00		1,950.00						
OCEAN CITY	02-101101-2018-12-4469	21/12/2018	2,830.00	2,830.00		2,830.00						
AMANE KITCHENETTE	02-101101-2018-12-4470	21/12/2018	2,325.00	2,325.00		2,325.00						
AMANE KITCHENETTE	02-101101-2018-12-4471	21/12/2018	1,925.00	1,925.00		1,925.00						
AMANE KITCHENETTE	02-101101-2018-12-4472	21/12/2018	2,850.00	2,850.00		2,850.00						
AMANE KITCHENETTE	02-101101-2018-12-4473	21/12/2018	1,500.00	1,500.00		1,500.00						
AMANE KITCHENETTE	02-101101-2018-12-4474	21/12/2018	2,400.00	2,400.00		2,400.00						
V. COO	02-101101-2018-12-4476	21/12/2018	1,111.00	1,111.00		1,111.00						
R. BABARAN	02-101101-2018-12-4477	21/12/2018	5,323.01	5,323.01		5,323.01						
R. BABARAN	02-101101-2018-12-4478	21/12/2018	4,080.00	4,080.00		4,080.00						
R. BABARAN	02-101101-2018-12-4479	21/12/2018	4,422.36	4,422.36		4,422.36						
R. BABARAN	02-101101-2018-12-4480	21/12/2018	1,372.50	1,372.50		1,372.50						
UP VISAYAS	02-101101-2018-12-4481	21/12/2018	1,044.25	1,044.25		1,044.25						
UPV	02-101101-2018-12-4485	21/12/2018	1,397.40	1,397.40		1,397.40						
LIFELINE	02-101101-2018-12-4486	21/12/2018	7,000.00	7,000.00		7,000.00						
M. VARGAS	02-101101-2018-12-4488	21/12/2018	6,089.50	6,089.50		6,089.50						
PLDT	02-101101-2018-12-4489	21/12/2018	1,635.94	1,635.94		1,635.94						
J. MUCHADA	02-101101-2018-12-4490	21/12/2018	6,847.50	6,847.50		6,847.50						
UPVEC	02-101101-2018-12-4491	21/12/2018	293,988.00	293,988.00		293,988.00						
UPVEC	02-101101-2018-12-4491	21/12/2018	(270.00)	(270.00)		(270.00)						
UPVEC	02-101101-2018-12-4495	21/12/2018	24,336.00	24,336.00		24,336.00						
PREMIER ISLAND	02-101101-2018-12-4496	21/12/2018	5,114.58	5,114.58		5,114.58						
R. JAMERO	02-101101-2018-12-4497	21/12/2018	1,747.00	1,747.00		1,747.00						
E. LEGASPI	02-101101-2018-12-4498	21/12/2018	5,496.00	5,496.00		5,496.00						
M. NIEVALES	02-101101-2018-12-4499	21/12/2018	1,325.48	1,325.48		1,325.48						
E. BRAGA	02-101101-2018-12-4500	21/12/2018	8,870.66	8,870.66		8,870.66						
S. OTERO	02-101101-2018-12-4501	21/12/2018	172.00	172.00		172.00						
S. OTERO	02-101101-2018-12-4501	21/12/2018	937.00	937.00		937.00						
S. OTERO	02-101101-2018-12-4501	21/12/2018	324.00	324.00		324.00						
S. OTERO	02-101101-2018-12-4501	21/12/2018	200.00	200.00		200.00						
S. OTERO	02-101101-2018-12-4502	21/12/2018	1,295.00	1,295.00		1,295.00						
R. DAGA	02-101101-2018-12-4503	21/12/2018	15,000.00	15,000.00		15,000.00						
J. ROJO	02-101101-2018-12-4504	26/12/2018	5,000.00	5,000.00		5,000.00						
BENNNCH	02-101101-2018-12-4505	21/12/2018	4,500.00	4,500.00		4,500.00						
UPVEC	02-101101-2018-12-4506	26/12/2018	6,870.00	6,870.00		6,870.00						
CFOS IA	02-101101-2018-12-4507	28/12/2018	10,511.00	10,511.00		10,511.00						

AGING OF DUE AND DEMANDABLE OBLIGATIONS  
As of December 31, 2018

Department : State Universities and Colleges  
 Agency : University of the Philippines System  
 Operating Units : System  
 Organization Code (UACS) : 08-008-00-00000  
 Funding Source Code (as clustered): 101  
 (e.g. Old Fund Code: 101,102, 151)

Name of Creditor	Obligation Request			AGING OF DUE AND DEMANDABLE OBLIGATIONS						Remarks
	Number	Date	Amount	Amount	90 days & below	91 to 180 days	181 to 270 days	271 to 360 days	Beyond 360 days	
				5	6	7	8	9	10	
1	2	3	4	5	6	7	8	9	10	11
A DEQUITO	02-101101-2018-12-4509	28/12/2018	4,541.00	4,541.00	4,541.00					
PANORAMA	02-101101-2018-12-4510	28/12/2018	8,900.00	8,900.00	8,900.00					
PLDT	02-101101-2018-12-4511	28/12/2018	1,134.07	1,134.07	1,134.07					
H. MONTECLARO	02-101101-2018-12-4512	28/12/2018	4,837.90	4,837.90	4,837.90					
BENNCH	02-101101-2018-12-4513	28/12/2018	9,400.00	9,400.00	9,400.00					
UPVEC	02-101101-2018-12-4514	28/12/2018	2,176.50	2,176.50	2,176.50					
UPVEC	02-101101-2018-12-4515	28/12/2018	3,999.00	3,999.00	3,999.00					
PLDT	02-101101-2018-12-4520	28/12/2018	1,181.22	1,181.22	1,181.22					
M-CAR	02-101101-2018-12-4521	28/12/2018	610.00	610.00	610.00					
JAZZER	02-101101-2018-12-4522	28/12/2018	2,901.00	2,901.00	2,901.00					
JAZZER	02-101101-2018-12-4523	28/12/2018	775.00	775.00	775.00					
NUFABLE	02-101101-2018-12-4524	28/12/2018	2,538.00	2,538.00	2,538.00					
R. CADIZ	02-101101-2018-12-4528	28/12/2018	13,534.00	13,534.00	13,534.00					
R. CADIZ	02-101101-2018-12-4528	28/12/2018	110.00	110.00	110.00					
R. CADIZ	02-101101-2018-12-4528	28/12/2018	1,606.50	1,606.50	1,606.50					
R. CADIZ	02-101101-2018-12-4528	28/12/2018	1,500.00	1,500.00	1,500.00					
MUN OF LEGANES	02-101101-2018-12-4529	28/12/2018	67,500.00	67,500.00	67,500.00					
WINTERFIELD	02-101101-2018-12-4530	28/12/2018	2,482.00	2,482.00	2,482.00					
ILOILO FAITH	02-101101-2018-12-4531	28/12/2018	325.00	325.00	325.00					
DMALT	02-101101-2018-12-4532	28/12/2018	5,950.00	5,950.00	5,950.00					
YANA	02-101101-2018-12-4533	28/12/2018	7,610.00	7,610.00	7,610.00					
BELMAN	02-101101-2018-12-4534	28/12/2018	9,930.00	9,930.00	9,930.00					
YANA	02-101101-2018-12-4535	28/12/2018	5,760.00	5,760.00	5,760.00					
DMALT	02-101101-2018-12-4536	28/12/2018	1,250.00	1,250.00	1,250.00					
DMALT	02-101101-2018-12-4537	28/12/2018	32,660.00	32,660.00	32,660.00					
ITS SCIENCE	02-101101-2018-12-4538	28/12/2018	20,800.00	20,800.00	20,800.00					
DMALT	02-101101-2018-12-4539	28/12/2018	6,500.00	6,500.00	6,500.00					
CHEMLINE	02-101101-2018-12-4540	28/12/2018	759.00	759.00	759.00					
DELTA	02-101101-2018-12-4541	28/12/2018	2,260.00	2,260.00	2,260.00					
CHEMLINE	02-101101-2018-12-4542	28/12/2018	850.00	850.00	850.00					
DMALT	02-101101-2018-12-4543	28/12/2018	2,400.00	2,400.00	2,400.00					
YANA	02-101101-2018-12-4544	28/12/2018	2,850.00	2,850.00	2,850.00					
ACE HARDWARE	02-101101-2018-12-4545	28/12/2018	5,299.75	5,299.75	5,299.75					
ILOILO BIOTECH	02-101101-2018-12-4546	28/12/2018	7,630.00	7,630.00	7,630.00					
BNH AQUACULTURE	02-101101-2018-12-4547	28/12/2018	6,720.00	6,720.00	6,720.00					
DELTA	02-101101-2018-12-4548	28/12/2018	3,500.00	3,500.00	3,500.00					
UPVEC	02-101101-2018-12-4549	28/12/2018	21,600.00	21,600.00	21,600.00					
DMALT	02-101101-2018-12-4550	28/12/2018	64,925.00	64,925.00	64,925.00					
YANA	02-101101-2018-12-4551	28/12/2018	21,690.00	21,690.00	21,690.00					
WINTERFIELD	02-101101-2018-12-4552	28/12/2018	2,482.00	2,482.00	2,482.00					
GRAND XING	02-101101-2018-12-4553	28/12/2018	340,000.00	340,000.00	340,000.00					
DANIEL MERCHANDISING	02-101101-2018-12-4554	28/12/2018	2,000.00	2,000.00	2,000.00					
COMPUTRON	02-101101-2018-12-4555	28/12/2018	3,085.00	3,085.00	3,085.00					
CASTLE ROO	02-101101-2018-12-4556	28/12/2018	12,810.00	12,810.00	12,810.00					
F&E ENT	02-101101-2018-12-4557	28/12/2018	8,856.00	8,856.00	8,856.00					
CASTLE ROO	02-101101-2018-12-4558	28/12/2018	2,200.00	2,200.00	2,200.00					
NAC	02-101101-2018-12-4559	28/12/2018	100.00	100.00	100.00					
SEVEN SEVEN	02-101101-2018-12-4560	28/12/2018	8,493.00	8,493.00	8,493.00					
NAC	02-101101-2018-12-4561	28/12/2018	3,652.00	3,652.00	3,652.00					
ILOILO FAITH	02-101101-2018-12-4562	28/12/2018	1,065.00	1,065.00	1,065.00					
CASTLE ROO	02-101101-2018-12-4563	28/12/2018	6,220.00	6,220.00	6,220.00					
SEVEN SEVEN	02-101101-2018-12-4564	28/12/2018	62.50	62.50	62.50					
NAC	02-101101-2018-12-4565	28/12/2018	330.00	330.00	330.00					

AGING OF DUE AND DEMANDABLE OBLIGATIONS  
As of December 31, 2018

Department : State Universities and Colleges  
 Agency : University of the Philippines System  
 Operating Units : System  
 Organization Code (UACS) : 08-008-00-00000  
 Funding Source Code (as clustered): 101  
 (e.g. Old Fund Code: 101,102, 151)

Name of Creditor	Obligation Request			AGING OF DUE AND DEMANDABLE OBLIGATIONS						Remarks	
	Number	Date	Amount	Amount	90 days & below	91 to 180 days	181 to 270 days	271 to 360 days	Beyond 360 days		
											5
TRI-ELYON	02-101101-2018-12-4566	28/12/2018	17,842.70	17,842.70	17,842.70						
HAN TECHNO	02-101101-2018-12-4567	28/12/2018	20,000.00	20,000.00	20,000.00						
HAN TECHNO	02-101101-2018-12-4568	28/12/2018	22,000.00	22,000.00	22,000.00						
SEVEN SEVEN	02-101101-2018-12-4570	28/12/2018	600.00	600.00	600.00						
NAC	02-101101-2018-12-4571	28/12/2018	2,202.50	2,202.50	2,202.50						
SEVEN SEVEN	02-101101-2018-12-4572	28/12/2018	1,247.50	1,247.50	1,247.50						
NAC	02-101101-2018-12-4573	28/12/2018	1,065.00	1,065.00	1,065.00						
GLOBE	02-101101-2018-12-4574	28/12/2018	1,199.13	1,199.13	1,199.13						
GLOBE	02-101101-2018-12-4575	28/12/2018	3,152.06	3,152.06	3,152.06						
PLDT	02-101101-2018-12-4576	28/12/2018	1,396.56	1,396.56	1,396.56						
UPVEC	02-101101-2018-12-4577	28/12/2018	21,600.00	21,600.00	21,600.00						
UPVEC	02-101101-2018-12-4578	28/12/2018	20,520.00	20,520.00	20,520.00						
UPVEC	02-101101-2018-12-4579	28/12/2018	20,400.00	20,400.00	20,400.00						
HIGHWAY 21	02-101101-2018-12-4580	28/12/2018	8,025.00	8,025.00	8,025.00						
NUTRENDS	02-101101-2018-12-4581	28/12/2018	18,000.00	18,000.00	18,000.00						
AMANE KITCHENETTE	02-101101-2018-12-4582	28/12/2018	10,800.00	10,800.00	10,800.00						
HOTEL DEL RIO	02-101101-2018-12-4583	28/12/2018	9,561.59	9,561.59	9,561.59						
D. DURANA	02-101101-2018-12-4584	28/12/2018	1,249.75	1,249.75	1,249.75						
NUTRENDS	02-101101-2018-12-4585	28/12/2018	40,000.00	40,000.00	40,000.00						
NUTRENDS	02-101101-2018-12-4586	28/12/2018	9,000.00	9,000.00	9,000.00						
UPVEC	02-101101-2018-12-4587	28/12/2018	3,750.00	3,750.00	3,750.00						
ILECO	02-101101-2018-12-4588	28/12/2018	1,613,530.41	1,613,530.41	1,613,530.41						
E. ESPORAS	02-101101-2018-12-4589	28/12/2018	1,316.73	1,316.73	1,316.73						
AMANE KITCHENETTE	02-101101-2018-12-4590	28/12/2018	3,100.00	3,100.00	3,100.00						
LIENREVFATH	02-101101-2018-12-4591	28/12/2018	8,000.00	8,000.00	8,000.00						
LIENREVFATH	02-101101-2018-12-4592	28/12/2018	9,000.00	9,000.00	9,000.00						
NUTRENDS	02-101101-2018-12-4593	28/12/2018	19,500.00	19,500.00	19,500.00						
UPVEC	02-101101-2018-12-4594	28/12/2018	5,625.00	5,625.00	5,625.00						
ILOILO PIES	02-101101-2018-12-4595	28/12/2018	3,100.00	3,100.00	3,100.00						
UPVEC	02-101101-2018-12-4596	28/12/2018	3,100.00	3,100.00	3,100.00						
UPVEC	02-101101-2018-12-4597	28/12/2018	3,100.00	3,100.00	3,100.00						
JJMQ STYLEZ	02-101101-2018-12-4598	28/12/2018	7,500.00	7,500.00	7,500.00						
UPVEC	02-101101-2018-12-4599	28/12/2018	40,000.00	40,000.00	40,000.00						
BENNCH	02-101101-2018-12-4600	28/12/2018	7,700.00	7,700.00	7,700.00						
HIGHWAY 21	02-101101-2018-12-4601	28/12/2018	4,525.00	4,525.00	4,525.00						
R. NINGAS	02-101101-2018-12-4603	28/12/2018	2,400.00	2,400.00	2,400.00						
OCEAN CITY	02-101101-2018-12-4604	28/12/2018	2,970.00	2,970.00	2,970.00						
JANE SANSOLIS	02-101101-2018-12-4605	28/12/2018	2,400.00	2,400.00	2,400.00						
AMANE KITCHENETTE	02-101101-2018-12-4606	28/12/2018	1,729.00	1,729.00	1,729.00						
AMANE KITCHENETTE	02-101101-2018-12-4607	28/12/2018	1,512.00	1,512.00	1,512.00						
AMANE KITCHENETTE	02-101101-2018-12-4608	28/12/2018	1,815.00	1,815.00	1,815.00						
AMANE KITCHENETTE	02-101101-2018-12-4609	28/12/2018	2,357.00	2,357.00	2,357.00						
M. BAQUIANO	02-101101-2018-12-4611	28/12/2018	1,259.00	1,259.00	1,259.00						
M. BAQUIANO	02-101101-2018-12-4611	28/12/2018	2,986.00	2,986.00	2,986.00						
M. BAQUIANO	02-101101-2018-12-4611	28/12/2018	91.00	91.00	91.00						
WETIX	02-101101-2018-12-4612	28/12/2018	2,412,484.07	2,412,484.07	2,412,484.07						
WETIX	02-101101-2018-12-4613	28/12/2018	2,686,122.31	2,686,122.31	2,686,122.31						
SORIANO	02-101101-2018-12-4614	28/12/2018	4,920.00	4,920.00	4,920.00						
UPVEC	02-101101-2018-12-4615	28/12/2018	3,300.00	3,300.00	3,300.00						
NEWPOST	02-101101-2018-12-4616	28/12/2018	9,500.00	9,500.00	9,500.00						
PLDT	02-101101-2018-12-4617	28/12/2018	1,151.93	1,151.93	1,151.93						
INNOVE	02-101101-2018-12-4618	28/12/2018	858.79	858.79	858.79						
M. GUMBAN	02-101101-2018-12-4619	28/12/2018	20,652.00	20,652.00	20,652.00						

**AGING OF DUE AND DEMANDABLE OBLIGATIONS**  
As of December 31, 2018

Department : State Universities and Colleges  
 Agency : University of the Philippines System  
 Operating Units : System  
 Organization Code (JACS) : 08-008-00-00000  
 Funding Source Code (as clustered): 101  
 (e.g. Old Fund Code: 101,102, 151)

Name of Creditor	Obligation Request			AGING OF DUE AND DEMANDABLE OBLIGATIONS						Remarks	
	Number	Date	Amount	Amount	90 days & below	91 to 180 days	181 to 270 days	271 to 360 days	Beyond 360 days		
											5
M. GUMBAN	02-101101-2018-12-4620	28/12/2018	12,181.00	12,181.00	12,181.00						
WAVE MOBILE	02-101101-2018-12-4621	28/12/2018	91,980.00	91,980.00	91,980.00						
NAC	02-101101-2018-12-4622	28/12/2018	72.00	72.00	72.00						
SEVEN SEVEN	02-101101-2018-12-4623	28/12/2018	4,795.00	4,795.00	4,795.00						
UBIX	02-101101-2018-12-4624	28/12/2018	4,424.00	4,424.00	4,424.00						
DELTA	02-101101-2018-12-4625	28/12/2018	4,600.00	4,600.00	4,600.00						
SEVEN SEVEN	02-101101-2018-12-4635	28/12/2018	150.00	150.00	150.00						
UPVEC	02-101101-2018-12-4643	28/12/2018	4,523.00	4,523.00	4,523.00						
S OTERO	02-101101-2018-12-4644	28/12/2018	2,400.00	2,400.00	2,400.00						
S OTERO	02-101101-2018-12-4644	28/12/2018	275.00	275.00	275.00						
S OTERO	02-101101-2018-12-4644	28/12/2018	1,000.00	1,000.00	1,000.00						
S OTERO	02-101101-2018-12-4645	28/12/2018	1,350.00	1,350.00	1,350.00						
S OTERO	02-101101-2018-12-4645	28/12/2018	1,200.00	1,200.00	1,200.00						
S OTERO	02-101101-2018-12-4645	28/12/2018	637.50	637.50	637.50						
S OTERO	02-101101-2018-12-4645	28/12/2018	420.00	420.00	420.00						
S OTERO	02-101101-2018-12-4645	28/12/2018	510.00	510.00	510.00						
S OTERO	02-101101-2018-12-4646	28/12/2018	554.00	554.00	554.00						
NAC	02-101101-2018-12-4647	28/12/2018	53,525.89	53,525.89	53,525.89						
PECO	02-101101-2018-12-4648	28/12/2018	231,626.20	231,626.20	231,626.20						
PECO	02-101101-2018-12-4649	28/12/2018	168,242.12	168,242.12	168,242.12						
PECO	02-101101-2018-12-4650	28/12/2018	238.05	238.05	238.05						
B. PANAGUITON	02-101101-2018-12-4651	28/12/2018	292.00	292.00	292.00						
J. GENESILA	02-101101-2018-12-4651	28/12/2018	210.00	210.00	210.00						
J. GENESILA	02-101101-2018-12-4651	28/12/2018	766.20	766.20	766.20						
J. GENESILA	02-101101-2018-12-4651	28/12/2018	300.00	300.00	300.00						
J. GENESILA	02-101101-2018-12-4651	28/12/2018	8,826.07	8,826.07	8,826.07						
J. GENESILA	02-101101-2018-12-4651	28/12/2018	1,400.00	1,400.00	1,400.00						
PLDT	02-101101-2018-12-4652	28/12/2018	1,298.43	1,298.43	1,298.43						
L. SELIBIO	02-101101-2018-12-4653	28/12/2018	690.00	690.00	690.00						
L. SELIBIO	02-101101-2018-12-4653	28/12/2018	2,500.00	2,500.00	2,500.00						
L. SELIBIO	02-101101-2018-12-4653	28/12/2018	373.00	373.00	373.00						
L. SELIBIO	02-101101-2018-12-4653	28/12/2018	51.00	51.00	51.00						
E. TIDON	02-101101-2018-12-4654	28/12/2018	3,373.50	3,373.50	3,373.50						
S OTERO	02-101101-2018-12-4657	28/12/2018	400.00	400.00	400.00						
S OTERO	02-101101-2018-12-4657	28/12/2018	3,653.00	3,653.00	3,653.00						
S OTERO	02-101101-2018-12-4657	28/12/2018	961.50	961.50	961.50						
S OTERO	02-101101-2018-12-4657	28/12/2018	540.00	540.00	540.00						
S OTERO	02-101101-2018-12-4658	28/12/2018	120.00	120.00	120.00						
S OTERO	02-101101-2018-12-4658	28/12/2018	3,399.25	3,399.25	3,399.25						
S OTERO	02-101101-2018-12-4658	28/12/2018	1,440.00	1,440.00	1,440.00						
S OTERO	02-101101-2018-12-4658	28/12/2018	515.50	515.50	515.50						
M FERRARIS	02-101101-2018-12-4660	28/12/2018	1,600.00	1,600.00	1,600.00						
UPV OCEP	02-101101-2018-12-4661	28/12/2018	7,269.40	7,269.40	7,269.40						
DC FUELS	02-101101-2018-12-4662	28/12/2018	1,450.00	1,450.00	1,450.00						
S OTERO	02-101101-2018-12-4662	28/12/2018	2,290.50	2,290.50	2,290.50						
S OTERO	02-101101-2018-12-4662	28/12/2018	797.50	797.50	797.50						
S OTERO	02-101101-2018-12-4663	28/12/2018	350.00	350.00	350.00						
S OTERO	02-101101-2018-12-4663	28/12/2018	468.70	468.70	468.70						
S OTERO	02-101101-2018-12-4663	28/12/2018	3,568.00	3,568.00	3,568.00						
S OTERO	02-101101-2018-12-4664	28/12/2018	5,000.00	5,000.00	5,000.00						
CB ANECITA	02-101101-2018-12-4665	28/12/2018	3,000.00	3,000.00	3,000.00						
RM SEVILLO	02-101101-2018-12-4666	28/12/2018	2,000.00	2,000.00	2,000.00						
S OTERO	02-101101-2018-12-4667	28/12/2018	460.00	460.00	460.00						
S OTERO	02-101101-2018-12-4667	28/12/2018	460.00	460.00	460.00						

**AGING OF DUE AND DEMANDABLE OBLIGATIONS**  
As of December 31, 2018

Department : State Universities and Colleges  
 Agency : University of the Philippines System  
 Operating Units : System  
 Organization Code (UACS) : 08-008-00-00000  
 Funding Source Code (as clustered): 101  
 (e.g. Old Fund Code: 101,102, 151)

Name of Creditor	Obligation Request			AGING OF DUE AND DEMANDABLE OBLIGATIONS						Remarks
	Number	Date	Amount	Amount	90 days & below	91 to 180 days	181 to 270 days	271 to 360 days	Beyond 360 days	
1	2	3	4	5	6	7	8	9	10	11
S OTERO	02-101101-2018-12-4667	28/12/2018	1,475.75	1,475.75	1,475.75					
PLDT	02-101101-2018-12-4669	28/12/2018	1,048.78	1,048.78	1,048.78					
PLDT	02-101101-2018-12-4670	28/12/2018	1,048.78	1,048.78	1,048.78					
PLDT	02-101101-2018-12-4671	28/12/2018	1,048.78	1,048.78	1,048.78					
PLDT	02-101101-2018-12-4672	28/12/2018	1,048.78	1,048.78	1,048.78					
INNOVE	02-101101-2018-12-4673	28/12/2018	943.00	943.00	943.00					
INNOVE	02-101101-2018-12-4674	28/12/2018	943.00	943.00	943.00					
INNOVE	02-101101-2018-12-4675	28/12/2018	700.00	700.00	700.00					
INNOVE	02-101101-2018-12-4676	28/12/2018	700.00	700.00	700.00					
INNOVE	02-101101-2018-12-4677	28/12/2018	1,712.44	1,712.44	1,712.44					
M NISMAL	02-101101-2018-12-4679	28/12/2018	3,131.00	3,131.00	3,131.00					
S OTERO	02-101101-2018-12-4680	28/12/2018	1,249.75	1,249.75	1,249.75					
PLDT	02-101101-2018-12-4681	28/12/2018	2,371.16	2,371.16	2,371.16					
JC CAGAMPANG	02-101101-2018-12-4682	28/12/2018	1,295.00	1,295.00	1,295.00					
R RAMIREZ	02-101101-2018-12-4683	28/12/2018	1,110.00	1,110.00	1,110.00					
MGA CIASICO	02-101101-2018-12-4684	28/12/2018	3,400.00	3,400.00	3,400.00					
J RAMIREZ	02-101101-2018-12-4685	28/12/2018	2,863.00	2,863.00	2,863.00					
UPVEC	02-101101-2018-12-4686	28/12/2018	1,119.00	1,119.00	1,119.00					
M NOBLE	02-101101-2018-12-4687	28/12/2018	2,250.00	2,250.00	2,250.00					
PLDT	02-101101-2018-12-4688	28/12/2018	1,048.78	1,048.78	1,048.78					
UPVEC	02-101101-2018-12-4689	28/12/2018	1,404.00	1,404.00	1,404.00					
YAP	02-101101-2018-12-4690	28/12/2018	1,920.00	1,920.00	1,920.00					
R JAMERO	02-101101-2018-12-4691	28/12/2018	5,950.00	5,950.00	5,950.00					
R JAMERO	02-101101-2018-12-4692	28/12/2018	8,575.00	8,575.00	8,575.00					
A SERRANO	02-101101-2018-12-4693	28/12/2018	7,487.00	7,487.00	7,487.00					
MJF NIEVALES	02-101101-2018-12-4694	28/12/2018	1,196.00	1,196.00	1,196.00					
MJF NIEVALES	02-101101-2018-12-4694	28/12/2018	626.00	626.00	626.00					
MJF NIEVALES	02-101101-2018-12-4694	28/12/2018	204.00	204.00	204.00					
MJF NIEVALES	02-101101-2018-12-4694	28/12/2018	1,325.00	1,325.00	1,325.00					
MJF NIEVALES	02-101101-2018-12-4694	28/12/2018	2,926.00	2,926.00	2,926.00					
DO ORTILLO	02-101101-2018-12-4695	28/12/2018	1,624.75	1,624.75	1,624.75					
DO ORTILLO	02-101101-2018-12-4695	28/12/2018	514.00	514.00	514.00					
DO ORTILLO	02-101101-2018-12-4695	28/12/2018	2,232.00	2,232.00	2,232.00					
DO ORTILLO	02-101101-2018-12-4695	28/12/2018	550.00	550.00	550.00					
DO ORTILLO	02-101101-2018-12-4695	28/12/2018	5,074.50	5,074.50	5,074.50					
DO ORTILLO	02-101101-2018-12-4695	28/12/2018	1,187.04	1,187.04	1,187.04					
PLDT	02-101101-2018-12-4696	28/12/2018	535.00	535.00	535.00					
JE BARRIOS	02-101101-2018-12-4697	28/12/2018	9,600.00	9,600.00	9,600.00					
N. LUMBER	02-101101-2018-12-4702	28/12/2018	17,712.00	17,712.00	17,712.00					
F&E ENT	02-101101-2018-12-4703	28/12/2018	3,650.00	3,650.00	3,650.00					
YANA	02-101101-2018-12-4704	28/12/2018	944.00	944.00	944.00					
BELMAN	02-101101-2018-12-4705	28/12/2018	880.00	880.00	880.00					
YANA	02-101101-2018-12-4706	28/12/2018	16,170.00	16,170.00	16,170.00					
DMALT	02-101101-2018-12-4707	28/12/2018	3,905.40	3,905.40	3,905.40					
MEDICAL TEST	02-101101-2018-12-4708	28/12/2018	23,100.00	23,100.00	23,100.00					
DMALT	02-101101-2018-12-4709	28/12/2018	1,062.00	1,062.00	1,062.00					
NAC	02-101101-2018-12-4710	28/12/2018	13,050.00	13,050.00	13,050.00					
DMALT	02-101101-2018-12-4711	28/12/2018	25,440.00	25,440.00	25,440.00					
CHEMLINE	02-101101-2018-12-4712	28/12/2018	14,000.00	14,000.00	14,000.00					
GOLDEN BAT	02-101101-2018-12-4713	28/12/2018	3,200.01	3,200.01	3,200.01					
E. AQUIDADO	02-101101-2018-12-4714	28/12/2018	2,760.00	2,760.00	2,760.00					
COMPUTRON	02-101101-2018-12-4715	28/12/2018	340.00	340.00	340.00					
SEVEN SEVEN	02-101101-2018-12-4716	28/12/2018	6,560.00	6,560.00	6,560.00					
N. REGALADO	02-101101-2018-12-4717	28/12/2018								

AGING OF DUE AND DEMANDABLE OBLIGATIONS  
As of December 31, 2018

Department : State Universities and Colleges  
 Agency : University of the Philippines System  
 Operating Units : System  
 Organization Code (UACS) : 08-008-00-00000  
 Funding Source Code (as clustered): 101  
 (e.g. Old Fund Code: 101,102, 151)

Name of Creditor	Obligation Request			AGING OF DUE AND DEMANDABLE OBLIGATIONS						Remarks	
	Number	Date	Amount	Amount	90 days & below	91 to 180 days	181 to 270 days	271 to 360 days	Beyond 360 days		
					6	7	8	9	10		
1	2	3	4	5	6	7	8	9	10	11	
M. GUMBAN	02-101101-2018-12-4718	28/12/2018	2,499.00	2,499.00	2,499.00						
RACSOS	02-101101-2018-12-4720	28/12/2018	192,600.00	192,600.00	192,600.00						
DELTA	02-101101-2018-12-4721	28/12/2018	8,000.00	8,000.00	8,000.00						
CAFÉ PANAY	02-101101-2018-12-4722	28/12/2018	20,000.00	20,000.00	20,000.00						
BENNC	02-101101-2018-12-4723	28/12/2018	90,000.00	90,000.00	90,000.00						
J EBAY	02-101101-2018-12-4724	28/12/2018	126,400.00	126,400.00	126,400.00						
SEVEN SEVEN	02-101101-2018-12-4725	28/12/2018	6,280.00	6,280.00	6,280.00						
DELTA	02-101101-2018-12-4726	28/12/2018	6,595.00	6,595.00	6,595.00						
HOME ART	02-101101-2018-12-4727	28/12/2018	14,500.00	14,500.00	14,500.00						
ALADDIN	02-101101-2018-12-4728	28/12/2018	11,438.00	11,438.00	11,438.00						
APSTAR	02-101101-2018-12-4729	28/12/2018	4,770.00	4,770.00	4,770.00						
NAC	02-101101-2018-12-4730	28/12/2018	359.50	359.50	359.50						
SEVEN SEVEN	02-101101-2018-12-4731	28/12/2018	430.00	430.00	430.00						
NAC	02-101101-2018-12-4732	28/12/2018	2,869.00	2,869.00	2,869.00						
UPVEC	02-101101-2018-12-4747	28/12/2018	6,300.00	6,300.00	6,300.00						
ILOILO PIES	02-101101-2018-12-4748	28/12/2018	5,000.00	5,000.00	5,000.00						
AMAROO	02-101101-2018-12-4749	28/12/2018	9,100.00	9,100.00	9,100.00						
UPVEC	02-101101-2018-12-4750	28/12/2018	7,090.00	7,090.00	7,090.00						
METRO SHOPPING	02-101101-2018-12-4751	28/12/2018	7,785.00	7,785.00	7,785.00						
ILOILO HOME ART	02-101101-2018-12-4752	28/12/2018	5,000.00	5,000.00	5,000.00						
ILOILO HOME ART	02-101101-2018-12-4753	28/12/2018	14,500.00	14,500.00	14,500.00						
NAC	02-101101-2018-12-4754	28/12/2018	396.50	396.50	396.50						
ILOILO HOME ART	02-101101-2018-12-4755	28/12/2018	14,000.00	14,000.00	14,000.00						
ILOILO HOME ART	02-101101-2018-12-4755	28/12/2018	6,500.00	6,500.00	6,500.00						
MANDAUE	02-101101-2018-12-4756	28/12/2018	17,600.00	17,600.00	17,600.00						
ILOILO EAST EMPIRE	02-101101-2018-12-4757	28/12/2018	575.00	575.00	575.00						
NIPPON	02-101101-2018-12-4758	28/12/2018	8,200.00	8,200.00	8,200.00						
ILOILO EAST EMPIRE	02-101101-2018-12-4759	28/12/2018	720.00	720.00	720.00						
ILOILO HOME ART	02-101101-2018-12-4760	28/12/2018	12,000.00	12,000.00	12,000.00						
APSTAR	02-101101-2018-12-4761	28/12/2018	3,515.00	3,515.00	3,515.00						
QUORUM	02-101101-2018-12-4762	28/12/2018	2,885.00	2,885.00	2,885.00						
NEWPOST	02-101101-2018-12-4763	28/12/2018	5,370.00	5,370.00	5,370.00						
M GUMBAN	02-101101-2018-12-4764	28/12/2018	2,499.00	2,499.00	2,499.00						
SAMRIO	02-101101-2018-12-4765	28/12/2018	6,600.00	6,600.00	6,600.00						
UPVEC	02-101101-2018-12-4770	28/12/2018	22,426.00	22,426.00	22,426.00						
UPVEC	02-101101-2018-12-4771	28/12/2018	54,448.00	54,448.00	54,448.00						
JM MONG	02-101101-2018-12-4772	28/12/2018	10,483.50	10,483.50	10,483.50						
ILECO	02-101101-2018-12-4773	28/12/2018	11,475.25	11,475.25	11,475.25						
ILECO	02-101101-2018-12-4782	28/12/2018	1,713,971.16	1,713,971.16	1,713,971.16						
ILECO	02-101101-2018-12-4782	28/12/2018	244,640.38	244,640.38	244,640.38						
ILECO	02-101101-2018-12-4782	28/12/2018	141,388.46	141,388.46	141,388.46						
ILECO	02-101101-2018-12-4782	28/12/2018	115,705.87	115,705.87	115,705.87						
ILECO	02-101101-2018-12-4782	28/12/2018	741,284.71	741,284.71	741,284.71						
ILECO	02-101101-2018-12-4782	28/12/2018	600,000.00	600,000.00	600,000.00						
PECO	02-101101-2018-12-4783	28/12/2018	857,000.58	857,000.58	857,000.58						
PECO	02-101101-2018-12-4783	28/12/2018	2,800,000.00	2,800,000.00	2,800,000.00						
LBP	02-101101-2018-12-4784	28/12/2018	2,800,000.00	2,800,000.00	2,800,000.00						
PACIFIC SUN	02-101101-2018-12-4785	28/12/2018	1,544,725.50	1,544,725.50	1,544,725.50						
UNIT 8	02-101101-2018-12-4786	28/12/2018	970,675.50	970,675.50	970,675.50						
UNIT 8	02-101101-2018-12-4786	28/12/2018	163,069.68	163,069.68	163,069.68						
UNIT 8	02-101101-2018-12-4786	28/12/2018	3,066,254.82	3,066,254.82	3,066,254.82						
UNIT 8	02-101101-2018-12-4786	28/12/2018	60,000.00	60,000.00	60,000.00						
MIWD	02-101101-2018-12-4787	28/12/2018	5,000,000.00	5,000,000.00	5,000,000.00						
CULASI GENERAL MERCH	06-102101-2018-12-4766	28/12/2018	5,000,000.00	5,000,000.00	5,000,000.00						
INSTRUMIX SUPPLIER INC.	06-102101-2018-12-3283	28/12/2018	5,000,000.00	5,000,000.00	5,000,000.00						



**AGING OF DUE AND DEMANDABLE OBLIGATIONS**  
As of December 31, 2018

Department : State Universities and Colleges  
 Agency : University of the Philippines System  
 Operating Units : System  
 Organization Code (UACS) : 08-008-00-00000  
 Funding Source Code (as clustered): 101  
 (e.g. Old Fund Code: 101,102, 151)

Name of Creditor	Obligation Request			AGING OF DUE AND DEMANDABLE OBLIGATIONS						Remarks	
	Number	Date	Amount	Amount	90 days & below	91 to 180 days	181 to 270 days	271 to 360 days	Beyond 360 days		
											5
WELMARY CONSTRUCTION AND SUPPLY	GF 14-12-2214	12/18/2014	1,246,619.84	1,246,619.84	1,246,619.84						
ACCURACY BUILDER ENTERPRISE	GF 14-12-2213	12/18/2014	3,155,760.85	3,155,760.85	3,155,760.85						
APO GENERAL CONSTRUCTION	GF 14-12-2215	12/18/2014	5,490,149.54	5,490,149.54	5,490,149.54						
ACCURACY BUILDER ENTERPRISE	GF 15-12-2381	12/20/2015	3,208,165.50	3,208,165.50	3,208,165.50						
ACCURACY BUILDER ENTERPRISE	GF 16-12-2293	12/17/2016	228,332.11	228,332.11	228,332.11						
WATER CARE INTERNATIONAL SALES, INC.	GF 2016-03-0046	03/15/2016	567,750.00	567,750.00	567,750.00						
APO GENERAL CONSTRUCTION)	GF 15-11-2085	11/23/2015	3,142,759.95	3,142,759.95	3,142,759.95						
APO GENERAL CONSTRUCTION)	GF-2016-11-1992	11/18/2015	439,635.51	439,635.51	439,635.51						
GACOSCOS CONSTRUCTION	GF 15-11-2007	11/23/2015	99,999.97	99,999.97				99,999.97			
HEXACOM ENTERPRISES	GF 17-12-436	12/29/2017	81,292.00	81,292.00				81,292.00			
HEXACOM ENTERPRISES	GF 16-11-2117	10/28/2016	3,060.00	3,060.00				3,060.00			
ASPEN MULTISYSTEM CORP.	GF 16-11-2117	10/28/2016	4,157.00	4,157.00				4,157.00			
GOLDEN BAT (FAR EAST), INC.	GF 16-11-2124	11/28/2016	103,007.99	103,007.99				103,007.99			
HEXACOM ENTERPRISES	GF 2016-10-1865	10/25/2016	2,100.00	2,100.00				2,100.00			
INSTRUMIX SUPPLIER, INC	GF 16-11-2123	11/25/2016	11,850.00	11,850.00				11,850.00			
ITS SCIENCE PHILS. INC.	2016-11-2122	11/25/2016	9,000.00	9,000.00				9,000.00			
KRYPTON INDUSTRIAL RESOURCES, CO.	GF 16-11-2120	11/28/2016	4,500.00	4,500.00				4,500.00			
MACROTRADE RESOURCES, INC.-	GF 16-11-2119	11/28/2016	2,336.08	2,336.08				2,336.08			
MOLAVE TRADING, INC.	GF-2017-05-965	05/23/2017	67,100.00	67,100.00				67,100.00			
TAIPAN MARKETING	GF-2017 07 230	07/22/2017	9,800.00	9,800.00				9,800.00			
TARLAC MAC ENTERPRISES, INC.	GF-18-09-1164	09/30/2018	45,745.00	45,745.00				45,745.00			
TARILJA ENTERPRISES	GF-18-09-1185	09/30/2018	26,500.00	26,500.00				26,500.00			
WILCONSTRUCT ENTERPRISE	GF-18-10-1353	09/30/2018	47,500.00	47,500.00				47,500.00			
HEXACOM ENTERPRISES	GF-18-10-1462	09/30/2018	50,000.00	50,000.00				50,000.00			
INTERLINK ELECTRONIC SECURITY SOLUTIONS INC.	GF-18-10-1472	09/30/2018	789,500.00	789,500.00				789,500.00			
DIGIFY, INC.	GF-18-11-1555	11/30/2018	293,725.00	293,725.00				293,725.00			
HEXACOM ENTERPRISES	GF-18-11-1564	11/30/2018	48,900.00	48,900.00				48,900.00			
NEILLA JACALAN TRADING	GF-18-11-1581	11/30/2018	88,500.00	88,500.00				88,500.00			
XWORKS SALES AND SERVICES INCORPORATED	GF-18-11-1718	12/31/2018	89,000.00	89,000.00				89,000.00			
WI-AL CONSTRUCTION BUILDERS	GF-18-11-1719	11/30/2018	89,000.00	89,000.00				89,000.00			
COSTSAVER'S SUPERMARKET, INC.	GF-18-11-1729	11/30/2018	385,600.00	385,600.00				385,600.00			
TIONG SAN HARRISON DEPARTMENT STORE	GF-18-12-1806	12/31/2018	76,272.00	76,272.00				76,272.00			
HEXACOM ENTERPRISES	GF-18-12-1835	12/31/2018	277,550.00	277,550.00				277,550.00			
HEXACOM ENTERPRISES	GF-18-12-1892	12/31/2018	99,240.00	99,240.00				99,240.00			
DM Ferrer & Associates	13.01.0001	31/01/2013	15,968,960.00	15,968,960.00					15,968,960.00		
Procurement Service – NIH Building	13.12.2750	31/12/2013	9,503,104.00	9,503,104.00					9,503,104.00		
MWSI	14-12-2730	31/12/2014	145,270.30	145,270.30					145,270.30		
Carl Abelardo Antonio	15.12.3023	31/12/2015	4,000.00	4,000.00					4,000.00		
Philcare Manpower Services Nov & Dec 2015	15.12.3025	31/12/2015	586,551.41	586,551.41					586,551.41		
UPM employees – reimbursement	15.12.3045	31/12/2015	248,615.96	248,615.96					248,615.96		
UP employees	15.12.3050	31/12/2015	10,764,021.60	10,764,021.60					10,764,021.60		
UP employees	15.12.3050	31/12/2015	70,645.18	70,645.18					70,645.18		
UP employees	15.12.3050	31/12/2015	1,613,176.63	1,613,176.63					1,613,176.63		
UP employees	15.12.3050	31/12/2015	6,099,824.61	6,099,824.61					6,099,824.61		
UP employees	15.12.3050	31/12/2015	6,152,316.41	6,152,316.41					6,152,316.41		
UP employees	15.12.3050	31/12/2015	900,935.63	900,935.63					900,935.63		
UP employees	15.12.3050	31/12/2015	7,829.99	7,829.99					7,829.99		
Various payees - stale checks	15.12.3050	31/12/2015	87,397.60	87,397.60					87,397.60		
PGH	15.12.3053	31/12/2015	1,993,509.61	1,993,509.61					1,993,509.61		
PNEI/ NBHI	15.12.3054	31/12/2015	200,000.00	200,000.00					200,000.00		
Tulong Dunong Program	15.12.3055	31/12/2015	200,000.00	200,000.00					200,000.00		
UPM Health Policy Hub Operations	15.12.3056	31/12/2015	480,079.23	480,079.23					480,079.23		
UPM – funding for Ebola preparedness	15.12.3057	31/12/2015	1,000,000.00	1,000,000.00					1,000,000.00		
CGWS	15.12.3060	31/12/2015	111,000.00	111,000.00					111,000.00		
Merck, Inc.	16.01.0029	31/01/2016	800,000.00	800,000.00					800,000.00		

**AGING OF DUE AND DEMANDABLE OBLIGATIONS**  
As of December 31, 2018

Department : State Universities and Colleges  
 Agency : University of the Philippines System  
 Operating Units : System  
 Organization Code (UACS) : 08-008-00-00000  
 Funding Source Code (as clustered): 101  
 (e.g. Old Fund Code: 101,102, 151)

Name of Creditor	Obligation Request			AGING OF DUE AND DEMANDABLE OBLIGATIONS						Remarks			
	Number	Date	Amount	Amount	90 days & below	91 to 180 days	181 to 270 days	271 to 360 days	Beyond 360 days				
											1	2	3
												379,528.72	
K.O.B.S. Customers First Trading Incorporation	16.01.0082	31/01/2016	379,528.72	379,528.72								20,000.00	
LINA C. SOMERA	16.01-0174	31/01/2016	20,000.00	20,000.00								3,150.00	
16/35MM PRODUCTION SUPPLY	16.03.0489	31/03/2016	3,150.00	3,150.00								7,881.00	
Allen Buenaventura	16.03.0513	31/03/2016	7,881.00	7,881.00								7,831.00	
JEFFERSON B. LIM	16.03.0516	31/03/2016	7,831.00	7,831.00								3,750.00	
MARIA RINA T. REYES-QUINTOS	16.03.0659	31/03/2016	3,750.00	3,750.00								3,750.00	
MARIA RINA T. REYES-QUINTOS	16.03.0659	31/03/2016	3,750.00	3,750.00								1,381.36	
MARIA RINA T. REYES-QUINTOS	16.03.0659	31/03/2016	1,381.36	1,381.36								0.60	
YOLANDA V. CAPAQUE	16.03.0680	31/03/2016	0.60	0.60								1,250.00	
NEW ASSOCIATED PRINTING PRESS	16.04.0825	30/04/2016	1,250.00	1,250.00								8,627.50	
NANCY D. MARCELO	16.04.0841	30/04/2016	8,627.50	8,627.50								0.63	
MERALCO	16.04.0884	30/04/2016	0.63	0.63								612.00	
Champion Hardware & Company	16.04.0955	30/04/2016	612.00	612.00								3,844.40	
DENNIS U. MARTIN	16.04.0966	30/04/2016	3,844.40	3,844.40								4,050.00	
NEW MIDES ENTERPRISES, INC.	16.04.0991	30/04/2016	4,050.00	4,050.00								130,643.91	
PHILCARE MANPOWER SERVICES	16.05.1243	31/05/2016	130,643.91	130,643.91								0.70	
ROBELYN B. BARLIZO	16.05.1252	31/05/2016	0.70	0.70								30,892.33	
Divine Mercy Elcano	16.05.1311	31/05/2016	30,892.33	30,892.33								10,680.00	
SHS PALO	16.05.1329	31/05/2016	10,680.00	10,680.00								56,500.00	
SHS PALO	16.05.1387	31/05/2016	56,500.00	56,500.00								54,860.00	
SHS PALO	16.06.1465	30/06/2016	54,860.00	54,860.00								3.00	
PGH	16.06.1473	30/06/2016	3.00	3.00								27,150.00	
SHS-P	16.06.1613	30/06/2016	27,150.00	27,150.00								7,295.00	
RL Appliance, Inc.	16.07.1889	31/07/2016	7,295.00	7,295.00								0.10	
MAYNILAD WATER SERVICES	16.07.1905	31/07/2016	0.10	0.10								540.00	
MAYNILAD WATER SERVICES	16.07.1914	31/07/2016	540.00	540.00								146,221.93	
PHILCARE MANPOWER SERVICES	16.08.2088	31/08/2016	146,221.93	146,221.93								121,349.78	
PHILCARE MANPOWER SERVICES	16.08.2099	31/08/2016	121,349.78	121,349.78								0.21	
MAYNILAD WATER SERVICES, INC.	16.08.2238	31/08/2016	0.21	0.21								3,957.54	
DIVINE MERCY C. ELCANO	16.08.2250	31/08/2016	3,957.54	3,957.54								3,000.00	
SHOJIKI BUILDERS & INDUSTRIAL MKTG.	16.09.2351	30/09/2016	3,000.00	3,000.00								31,507.50	
MAYNILAD WATER SERVICES, INC.	16.09.2422	30/09/2016	31,507.50	31,507.50								92,813.34	
Philcare Manpower Services	16.09.2427	30/09/2016	92,813.34	92,813.34								78,630.30	
Philcare Manpower Services	16.09.2431	30/09/2016	78,630.30	78,630.30								1,603.00	
Bienvenido Balotro	16.10.2630	31/10/2016	1,603.00	1,603.00								45,000.00	
Lorenzo, Fely Marilyn E.	16.10.2731	31/10/2016	45,000.00	45,000.00								46,877.76	
Josephine Cariaso	16.10.2794	31/10/2016	46,877.76	46,877.76								100.00	
MAYNILAD WATER SERVICES, INC.	16.10.2834	31/10/2016	100.00	100.00								3,652,008.00	
UPM Employees	16.10.2891	31/10/2016	3,652,008.00	3,652,008.00								6,623.00	
RICHARD JAVIER	16.11.3006	30/11/2016	6,623.00	6,623.00								79,990.00	
XITRIX	16.11.3024	30/11/2016	79,990.00	79,990.00								1,424,796.46	
REYNALDO H. IMPERIAL	16.12.3278	31/12/2016	1,424,796.46	1,424,796.46								3,635.04	
SHS-P	16.12.3283	31/12/2016	3,635.04	3,635.04								256,000.00	
JVLO8 ENTERPRISE	16.12.3291	31/12/2016	256,000.00	256,000.00								341,524.00	
SHS-P	16.12.3315	31/12/2016	341,524.00	341,524.00								9,429.00	
SHS-P	16.12.3316	31/12/2016	9,429.00	9,429.00								0.03	
SHS-P	16.12.3386	31/12/2016	0.03	0.03								89,600.00	
MICHAEL M. HATE	16.12.3447	31/12/2016	89,600.00	89,600.00								900.00	
UPM Employees	16.12.3451	31/12/2016	900.00	900.00								2,400.00	
UPM Employees	16.12.3463	31/12/2016	2,400.00	2,400.00								3,800.00	
UPM Employees	16.12.3467	31/12/2016	3,800.00	3,800.00								86,240.89	
UPM Employees	16.12.3477	31/12/2016	86,240.89	86,240.89								9,475.00	
UPM Employees	16.12.3478	31/12/2016	9,475.00	9,475.00									

**AGING OF DUE AND DEMANDABLE OBLIGATIONS**  
As of December 31, 2018

Department : State Universities and Colleges  
 Agency : University of the Philippines System  
 Operating Units : System  
 Organization Code (UACS) : 08-008-00-00000  
 Funding Source Code (as clustered): 101  
 (e.g. Old Fund Code: 101,102, 151)

Name of Creditor	Obligation Request			AGING OF DUE AND DEMANDABLE OBLIGATIONS						Remarks	
	Number	Date	Amount	Amount	90 days & below	91 to 180 days	181 to 270 days	271 to 360 days	Beyond 360 days		
											2
										2,600.00	
UPM Employees	16.12.3479	31/12/2016	2,600.00	2,600.00						300.00	
UPM Employees	16.12.3480	31/12/2016	300.00	300.00						137.50	
UPM Employees	16.12.3482	31/12/2016	137.50	137.50						100.00	
UPM Employees	16.12.3483	31/12/2016	100.00	100.00						25.85	
Vivien Mae Basmayor	16.12.3496	31/12/2016	25.85	25.85						25.85	
Samantha Louise Borbe	16.12.3497	31/12/2016	25.85	25.85						1,938.72	
Joan Rosas	16.12.3515	31/12/2016	1,938.72	1,938.72						162,402,037.24	
UPM Employees	16.12.3518	31/12/2016	162,402,037.24	162,402,037.24						13,769,829.42	
UPM Employees	16.12.3518	31/12/2016	13,769,829.42	13,769,829.42						21,670,086.81	
UPM Employees	16.12.3518	31/12/2016	21,670,086.81	21,670,086.81						149,266.89	
UPM Employees	16.12.3518	31/12/2016	149,266.89	149,266.89						116,860.08	
UPM Employees	16.12.3518	31/12/2016	116,860.08	116,860.08						454,105.27	
UPM Employees	16.12.3518	31/12/2016	454,105.27	454,105.27						13,400.00	
UPM Employees	16.12.3518	31/12/2016	13,400.00	13,400.00						14,127.00	
Alvin Baclig	16.12.3527	31/12/2016	13,400.00	13,400.00						13,781.17	
Ariel Betan	16.12.3527	31/12/2016	14,127.00	14,127.00						1,558.00	
Chester Antonio Arcilla	16.12.3527	31/12/2016	13,781.17	13,781.17						13,400.00	
Herbert Domingo	16.12.3527	31/12/2016	1,558.00	1,558.00						5,915.30	
Jadze Pricaton Narag	16.12.3527	31/12/2016	13,400.00	13,400.00						12,599.00	
Julian Advincula Jr.	16.12.3527	31/12/2016	5,915.30	5,915.30						12,752.20	
Lheo Saragena	16.12.3527	31/12/2016	12,599.00	12,599.00						1,811.00	
Maria Stephanie Fay Cagayan	16.12.3527	31/12/2016	12,752.20	12,752.20						9,265.18	
Roberto Vitangcol	16.12.3527	31/12/2016	1,811.00	1,811.00						7,896.23	
UPM Employees	16.12.3528	31/12/2016	9,265.18	9,265.18						20,142.00	
UPM Employees	16.12.3529	31/12/2016	7,896.23	7,896.23						11,000.00	
UPM Employees	16.12.3530	31/12/2016	20,142.00	20,142.00						2,250.00	
Reynaldo Imperial	16.12.3531	31/12/2016	11,000.00	11,000.00						1,675.00	
Reynaldo Imperial	16.12.3531	31/12/2016	2,250.00	2,250.00						5,100.00	
CAD	16.12.3543	31/12/2016	1,675.00	1,675.00						5,000.00	
CAD	16.12.3544	31/12/2016	5,100.00	5,100.00						130,000.00	
UPM Employees	16.12.3545	31/12/2016	5,000.00	5,000.00						24,270.00	
UPM Employees	16.12.3546	31/12/2016	130,000.00	130,000.00						11,385.00	
UPM Employees	16.12.3547	31/12/2016	24,270.00	24,270.00						17,000.00	
UPM Employees	16.12.3548	31/12/2016	11,385.00	11,385.00						42,450.00	
UPM Employees	16.12.3549	31/12/2016	17,000.00	17,000.00						2,408.00	
Ena Marie Olivares	16.12.3549	31/12/2016	42,450.00	42,450.00						240,901.74	
SHS-K	16.12.3553	31/12/2016	2,408.00	2,408.00						30,000.00	
CM	16.12.3554	31/12/2016	240,901.74	240,901.74						17,655.00	
MEGAWINE AIRCON SPECIALIST INC.	16.12.3555	31/12/2016	30,000.00	30,000.00						16,000.00	
PERI	16.12.3556	31/12/2016	17,655.00	17,655.00						60,000.00	
NHSRC	16.12.3557	31/12/2016	16,000.00	16,000.00						6,000.00	
PNEI	16.12.3558	31/12/2016	60,000.00	60,000.00						24,764.00	
CHDP	16.12.3559	31/12/2016	6,000.00	6,000.00						1,727.82	
NIH	16.12.3560	31/12/2016	24,764.00	24,764.00						17,000.00	
Ugnayan ng Pahinungod	16.12.3561	31/12/2016	1,727.82	1,727.82						44,650.00	
PNEI	16.12.3563	31/12/2016	17,000.00	17,000.00						28,662.10	
NHSRC	16.12.3564	31/12/2016	44,650.00	44,650.00						18,924.25	
NHSRC	16.12.3564	31/12/2016	28,662.10	28,662.10						1,720,790.89	
NHSRC	16.12.3564	31/12/2016	18,924.25	18,924.25						571.09	
Charlotte Chiong	16.12.3575	31/12/2016	1,720,790.89	1,720,790.89						17,379.20	
MARKNEST CONSTRUCTION & TRADING	16.12.3580	31/12/2016	571.09	571.09						30,000.00	
UPM JO staff	16.12.3585	31/12/2016	17,379.20	17,379.20						140,000.00	
UPM Employees	16.12.3586	31/12/2016	30,000.00	30,000.00							
UPM Employees	16.12.3586	31/12/2016	140,000.00	140,000.00							
COSMOTECH PHILS., INC.	16.12.3589	31/12/2016									

AGING OF DUE AND DEMANDABLE OBLIGATIONS  
As of December 31, 2018

Department : State Universities and Colleges  
 Agency : University of the Philippines System  
 Operating Units : System  
 Organization Code (UACS) : 08-008-00-00000  
 Funding Source Code (as clustered): 101  
 (e.g. Old Fund Code: 101,102, 151)

Name of Creditor	Obligation Request			AGING OF DUE AND DEMANDABLE OBLIGATIONS						Remarks	
	Number	Date	Amount	Amount	90 days & below	91 to 180 days	181 to 270 days	271 to 360 days	Beyond 360 days		
											1
SIGMA TECH, INC.	16.12.3590	31/12/2016	730,275.00	730,275.00						730,275.00	
UPM Faculty	16.12.3592	31/12/2016	57,446.00	57,446.00						57,446.00	
UPM Faculty	16.12.3593	31/12/2016	3,600.00	3,600.00						3,600.00	
UPM Faculty	16.12.3594	31/12/2016	826,000.00	826,000.00						826,000.00	
JELM Construcion	CO#15.9.1998	30/09/2015	(16,240.00)	(16,240.00)						(16,240.00)	
DBM Procurement Service	EO#15.12.2889	31/12/2015	6,598,500.00	6,598,500.00						6,598,500.00	
DBM Procurement Service	EO#15.12.2890	31/12/2015	7,846,581.50	7,846,581.50						7,846,581.50	
AVID Sales Corp	EO#15.8.1760	31/08/2015	10,240.00	10,240.00						10,240.00	
IMAX Technologies Inc.	EO#15-08-1674	31/08/2015	215.00	215.00						215.00	
Solid Micro IT Solutions	EO#15-08-1850	31/08/2015	60,950.00	60,950.00						60,950.00	
Bossel Philippines Inc.	EO#15-09-1962	30/09/2015	60,000.00	60,000.00						60,000.00	
Gamma Line Enterprises	EO#15-09-2076	30/09/2015	37,000.00	37,000.00						37,000.00	
Prime IT Access Solutions Inc.	EO#15-10-2292	31/10/2015	42,000.00	42,000.00						42,000.00	
Golden Bat	EO#15-10-2350	31/10/2015	229,197.00	229,197.00						229,197.00	
K.O.B.S. Customers First Trading Inc.	EO#15-10-2351	31/10/2015	313,888.88	313,888.88						313,888.88	
Bossel Philippines Inc.	EO#15-12-2781	31/12/2015	190,000.00	190,000.00						190,000.00	
New Citizen's Dental Supply & Gen. Mdse.	EO#15-12-2792	31/12/2015	15,000.00	15,000.00						15,000.00	
DBM Procurement Service	EO#15-12-2953	31/12/2015	7,280,130.00	7,280,130.00						7,280,130.00	
J-Chenny Enterprises, Inc.	EO#15-12-2964	31/12/2015	12,940.00	12,940.00						12,940.00	
UP employees	JEV#1398	31/12/2016	610,859.26	610,859.26						610,859.26	
UP employees	JEV#1446	31/12/2016	1,054,908.00	1,054,908.00						1,054,908.00	
Various payees - stale checks	01-2017-10-1249	31/12/2016	18,990.20	18,990.20						18,990.20	
PITC	17-12-012	31/12/2017	3,253,871.20	3,253,871.20						3,253,871.20	
PITC	17-12-013	31/12/2017	6,019,888.72	6,019,888.72						6,019,888.72	
PITC	17-12-014	31/12/2017	3,783,503.97	3,783,503.97						3,783,503.97	
PITC	17-12-015	31/12/2017	1,864,997.02	1,864,997.02						1,864,997.02	
PITC	17-12-016	31/12/2017	7,951,171.21	7,951,171.21						7,951,171.21	
UPM Employees	17-01-0001	31/01/2017	1,032.46	1,032.46						1,032.46	
UPM Employees	17-01-0011	31/01/2017	262,667.74	262,667.74						262,667.74	
UPM Employees	17-02-0186	28/02/2017	4,000.00	4,000.00						4,000.00	
ALEX BIENVENIDO ALIP	17-02-0196	28/02/2017	192,981.58	192,981.58						192,981.58	
Home Development Mutual Fund	17-02-0390	28/02/2017	100.00	100.00						100.00	
UPM Employees	17-03-0456	31/03/2017	11,546.65	11,546.65						11,546.65	
Home Development Mutual Fund	17-04-0665	30/04/2017	100.00	100.00						100.00	
Home Development Mutual Fund	17-04-0877	30/04/2017	3,000.00	3,000.00						3,000.00	
Home Development Mutual Fund	17-04-0881	30/04/2017	100.00	100.00						100.00	
UPM School of Health Sciences - Palo	17-05-0910	31/05/2017	7,936.00	7,936.00						7,936.00	
UPM Employees	17-05-0956	31/05/2017	31,111.00	31,111.00						31,111.00	
Johnson, Sarah C.	17-05-1132	31/05/2017	8,670.00	8,670.00						8,670.00	
Home Development Mutual Fund	17-05-1170	31/05/2017	3,100.00	3,100.00						3,100.00	
UPM Employees	17-06-1186	30/06/2017	2,350.62	2,350.62						2,350.62	
UPM Employees	17-06-1209	30/06/2017	37,523.57	37,523.57						37,523.57	
Home Development Mutual Fund	17-06-1400	30/06/2017	3,000.00	3,000.00						3,000.00	
UPM Employees	17-07-1427	31/07/2017	25,000.00	25,000.00						25,000.00	
UPM Employees	17-07-1428	31/07/2017	25,000.00	25,000.00						25,000.00	
UPM Employees	17-07-1429	31/07/2017	16,470.00	16,470.00						16,470.00	
UPM Employees	17-07-1435	31/07/2017	70,360.50	70,360.50						70,360.50	
UPM Employees	17-07-1522	31/07/2017	11,300.00	11,300.00						11,300.00	
UPM Employees	17-08-1695	31/08/2017	45.45	45.45						45.45	
UPM Employees	17-08-1696	31/08/2017	5,000.00	5,000.00						5,000.00	
UPM Employees	17-08-1697	31/08/2017	5,000.00	5,000.00						5,000.00	
UPM Employees	17-08-1698	31/08/2017	3,294.00	3,294.00						3,294.00	
UPM Employees	17-08-1708	31/08/2017	11,368.27	11,368.27						11,368.27	

**AGING OF DUE AND DEMANDABLE OBLIGATIONS**  
As of December 31, 2018

Department : State Universities and Colleges  
 Agency : University of the Philippines System  
 Operating Units : System  
 Organization Code (UACS) : 08-008-00-00000  
 Funding Source Code (as clustered): 101  
 (e.g. Old Fund Code: 101,102, 151)

Name of Creditor	Obligation Request			AGING OF DUE AND DEMANDABLE OBLIGATIONS						Remarks	
	Number	Date	Amount	Amount	90 days & below	91 to 180 days	181 to 270 days	271 to 360 days	Beyond 360 days		
											1
UPM Employees	17-08-1865	31/08/2017	2,083.85	2,083.85						2,083.85	
Home Development Mutual Fund	17-08-1919	31/08/2017	3,000.00	3,000.00						3,000.00	
UPM Employees	17-09-1950	30/09/2017	10,919.13	10,919.13						10,919.13	
UPM School of Health Sciences-Palo	17-09-1973	30/09/2017	4,326.00	4,326.00						4,326.00	
UPM Employees	17-09-1974	30/09/2017	21,719.50	21,719.50						21,719.50	
Home Development Mutual Fund	17-09-2148	30/09/2017	3,000.00	3,000.00						3,000.00	
UPM Employees	17-10-2192	31/10/2017	33,000.00	33,000.00						33,000.00	
Anna Gracia Gazmin	17-10-2207	31/10/2017	1,240.01	1,240.01						1,240.01	
UPM Employees	17-10-2299	31/10/2017	1,500.00	1,500.00						1,500.00	
UPM Employees	17-10-2311	31/10/2017	4,214.03	4,214.03						4,214.03	
UPM Employees	17-10-2311	31/10/2017	4,214.03	4,214.03						4,214.03	
Miguel Sandino Aljibe	17-11-2425	30/11/2017	5,850.00	5,850.00						5,850.00	
University of the Philippines Manila Employees	17-11-2426	30/11/2017	45,500.00	45,500.00						45,500.00	
SHS Palo	17-12-2685	31/12/2017	17,183.00	17,183.00						17,183.00	
Ariel Tecson	17-12-3002	31/12/2017	(3,273.30)	(3,273.30)						(3,273.30)	
Government Service Insurance System	17-12-3053	31/12/2017	7,310.88	7,310.88						7,310.88	
UPM Employees	17-12-3057	31/12/2017	293,113,403.22	293,113,403.22						293,113,403.22	
Flora Flores	17-01-0115	31/01/2017	2,715.00	2,715.00						2,715.00	
Jocelyn del Mundo	17-01-0116	31/01/2017	1,465.00	1,465.00						1,465.00	
Odessa Josen	17-01-0117	31/01/2017	735.56	735.56						735.56	
Zaldivar Marquez	17-02-0212	28/02/2017	4,361.08	4,361.08						4,361.08	
Aileen Regaspi	17-02-0224	28/02/2017	4,495.88	4,495.88						4,495.88	
Felix Macul	17-02-0225	28/02/2017	4,451.08	4,451.08						4,451.08	
LTO	17-02-0248	28/02/2017	2,180.00	2,180.00						2,180.00	
Jessica Rebuena Santos	17-02-0262	28/02/2017	13,683.18	13,683.18						13,683.18	
Atty. James Dennis Gumpal	17-02-0264	28/02/2017	2,042.74	2,042.74						2,042.74	
Meralco	17-02-0315	28/02/2017	190,521.54	190,521.54						190,521.54	
Fevito Obidos	17-02-0422	28/02/2017	11,600.00	11,600.00						11,600.00	
Fevito Obidos	17-02-0423	28/02/2017	2,764.25	2,764.25						2,764.25	
Evelyn Yan	17-02-0432	28/02/2017	3,649.75	3,649.75						3,649.75	
Carmencita Padilla	17-03-0472	31/03/2017	11,798.36	11,798.36						11,798.36	
Maria Elizabeth Ladeza	17-03-0476	31/03/2017	356.00	356.00						356.00	
UPM Museum of a History of Ideas	17-03-0479	31/03/2017	10,000.00	10,000.00						10,000.00	
Sarah Johnson	17-03-0480	31/03/2017	25,675.00	25,675.00						25,675.00	
Manuel Jorge II	17-03-0492	31/03/2017	1,822.37	1,822.37						1,822.37	
PLDT	17-03-0506	31/03/2017	5,890.10	5,890.10						5,890.10	
Saffron Catering and Food Services	17-03-0520	31/03/2017	20,840.00	20,840.00						20,840.00	
Sarah Johnson	17-03-0532	31/03/2017	443.50	443.50						443.50	
Edwin Ruamero Jr.	17-03-0572	31/03/2017	6,807.00	6,807.00						6,807.00	
Lovelle Saguid	17-03-0574	31/03/2017	1,420.00	1,420.00						1,420.00	
Avelina Dela Cruz	17-03-0595	31/03/2017	191.00	191.00						191.00	
Hebborn Analytics Inc.	17-04-0616	30/04/2017	10,800.00	10,800.00						10,800.00	
Arlene Samaniego	17-04-0672	30/04/2017	5,079.81	5,079.81						5,079.81	
Gene Alzona Nisperos	17-04-0681	30/04/2017	38,429.10	38,429.10						38,429.10	
Lia Palileo-Villanueva	17-04-0682	30/04/2017	115,805.00	115,805.00						115,805.00	
Paolo Victor Medina	17-04-0683	30/04/2017	40,242.60	40,242.60						40,242.60	
Catalina Maminta	17-04-0715	30/04/2017	161.00	161.00						161.00	
Venus Claveria	17-04-0717	30/04/2017	205.00	205.00						205.00	
Ma. Irene Quilantang	17-04-0730	30/04/2017	1,028.83	1,028.83						1,028.83	
Jocelyn del Mundo	17-04-0776	30/04/2017	3,800.00	3,800.00						3,800.00	
Jose Apacible Jr.	17-04-0781	30/04/2017	205.00	205.00						205.00	
Nymia Simbulan	17-04-0784	30/04/2017	3,400.00	3,400.00						3,400.00	
PLDT	17-04-0825	30/04/2017	5,890.10	5,890.10						5,890.10	
Edward James Gorgon	17-04-0826	30/04/2017	17,290.00	17,290.00						17,290.00	

**AGING OF DUE AND DEMANDABLE OBLIGATIONS**  
As of December 31, 2018

Department : State Universities and Colleges  
 Agency : University of the Philippines System  
 Operating Units : System  
 Organization Code (UACS) : 08-008-00-00000  
 Funding Source Code (as clustered): 101  
 (e.g. Old Fund Code: 101,102, 151)

Name of Creditor	Obligation Request			AGING OF DUE AND DEMANDABLE OBLIGATIONS						Remarks	
	Number	Date	Amount	Amount	90 days & below	91 to 180 days	181 to 270 days	271 to 360 days	Beyond 360 days		
											1
Darwin Laurencio	17-04-0842	30/04/2017	12,829.00	12,829.00						12,829.00	
Philippine Records Management Association Inc.	17-05-0906	31/05/2017	1,000.00	1,000.00						1,000.00	
Association of Government Internal Auditors, Inc. (AGIA)	17-05-0908	31/05/2017	6,000.00	6,000.00						6,000.00	
Rosario Rubite	17-05-0909	31/05/2017	2,005.66	2,005.66						2,005.66	
16/35 mm Production Supply	17-05-0938	31/05/2017	3,680.00	3,680.00						3,680.00	
SHS Palo	17-05-0964	31/05/2017	785.72	785.72						785.72	
Commander Security Services	17-05-0965	31/05/2017	80.00	80.00						80.00	
Sheila Ozaeta	17-05-0989	31/05/2017	6,460.50	6,460.50						6,460.50	
Maria Teresita Lara	17-05-0993	31/05/2017	4,620.87	4,620.87						4,620.87	
Susana Sotelo	17-05-0994	31/05/2017	4,620.87	4,620.87						4,620.87	
Angelina Atienza	17-05-0996	31/05/2017	4,620.87	4,620.87						4,620.87	
Ecopy Corporation	17-05-1031	31/05/2017	41,136.00	41,136.00						41,136.00	
Darwin Laurencio	17-05-1034	31/05/2017	16,128.00	16,128.00						16,128.00	
Alex Gonzaga	17-05-1045	31/05/2017	350.66	350.66						350.66	
Maria Elizabeth Grageda	17-05-1088	31/05/2017	2,897.50	2,897.50						2,897.50	
Paul Mark Medina	17-05-1100	31/05/2017	4,991.40	4,991.40						4,991.40	
May Carol Macapia-Sia	17-05-1116	31/05/2017	4,620.87	4,620.87						4,620.87	
Jocelyn Christina Marzan	17-05-1118	31/05/2017	3,248.25	3,248.25						3,248.25	
UPM Museum of a History of Ideas	17-05-1125	31/05/2017	20,000.00	20,000.00						20,000.00	
Fevito Obidos Jr.	17-06-1319	30/06/2017	6,622.50	6,622.50						6,622.50	
Smart Communications, Inc.	17-07-1423	31/07/2017	35,625.00	35,625.00						35,625.00	
Salvador Isidro Destura	17-07-1424	31/07/2017	20,000.00	20,000.00						20,000.00	
Alphabet Communications	17-07-1531	31/07/2017	78,000.00	78,000.00						78,000.00	
Philcare Manpower Services, Inc	17-07-1572	31/07/2017	0.04	0.04						0.04	
Philcare Manpower Services, Inc	17-07-1573	31/07/2017	9,538.42	9,538.42						9,538.42	
Philcare Manpower Services, Inc	17-07-1574	31/07/2017	0.08	0.08						0.08	
Nymia Simbulan	17-08-1720	31/08/2017	42,481.45	42,481.45						42,481.45	
Blenda Atienza	17-08-1738	31/08/2017	326.00	326.00						326.00	
Arvy John Crescini	17-08-1739	31/08/2017	476.00	476.00						476.00	
Carmelina Cheng	17-08-1788	31/08/2017	1,173.25	1,173.25						1,173.25	
Romeo Quizon	17-08-1817	31/08/2017	2,140.00	2,140.00						2,140.00	
Elena Venturina	17-08-1818	31/08/2017	2,140.00	2,140.00						2,140.00	
Carlota Surat	17-08-1819	31/08/2017	2,140.00	2,140.00						2,140.00	
Vicky Galvan	17-08-1820	31/08/2017	2,140.00	2,140.00						2,140.00	
Tristan Nathaniel Ramos	17-08-1821	31/08/2017	2,140.00	2,140.00						2,140.00	
SHS Palo	17-08-1870	31/08/2017	4,086.07	4,086.07						4,086.07	
SHS Palo	17-08-1870	31/08/2017	6,764.91	6,764.91						6,764.91	
Carmelina Cheng	17-09-2075	30/09/2017	79.50	79.50						79.50	
Lunalinda Luz	17-09-2076	30/09/2017	1,972.48	1,972.48						1,972.48	
Ma. Andrea Supremo	17-09-2077	30/09/2017	2,407.48	2,407.48						2,407.48	
SHS Palo	17-09-2086	30/09/2017	5,000.00	5,000.00						5,000.00	
Meralco	17-09-2091	30/09/2017	257,998.90	257,998.90						257,998.90	
Commander Security Services, Inc	17-10-2168	31/10/2017	0.04	0.04						0.04	
Meralco	17-10-2175	31/10/2017	33,100.16	33,100.16						33,100.16	
Siegfredo Paloyo	17-10-2212	31/10/2017	98,919.92	98,919.92						98,919.92	
Certified Trading	17-10-2304	31/10/2017	5,390.00	5,390.00						5,390.00	
Philippine Scout Veterans Security & Investigation Agency, Inc	17-10-2356	31/10/2017	0.02	0.02						0.02	
Association of Government Internal Auditors, Inc. (AGIA)	17-10-2406	31/10/2017	18,000.00	18,000.00						18,000.00	
Ma. Andrea Supremo	17-11-2463	30/11/2017	31,735.95	31,735.95						31,735.95	
Peter James Abad	17-11-2470	30/11/2017	24,888.77	24,888.77						24,888.77	
SHS Palo	17-11-2669	30/11/2017	230.50	230.50						230.50	
SHS Palo	17-11-2669	30/11/2017	17,634.40	17,634.40						17,634.40	
SHS Palo	17-11-2669	30/11/2017	30,995.85	30,995.85						30,995.85	

AGING OF DUE AND DEMANDABLE OBLIGATIONS  
As of December 31, 2018

Department : State Universities and Colleges  
 Agency : University of the Philippines System  
 Operating Units : System  
 Organization Code (UACS) : 08-008-00-00000  
 Funding Source Code (as clustered): 101  
 (e.g. Old Fund Code: 101,102, 151)

Name of Creditor	Obligation Request			AGING OF DUE AND DEMANDABLE OBLIGATIONS						Remarks	
	Number	Date	Amount	Amount	90 days & below	91 to 180 days	181 to 270 days	271 to 360 days	Beyond 360 days		
											2
										17,811.18	
										1,998.40	
SHS Palo	17-11-2669	30/11/2017	17,811.18	17,811.18							
SHS Palo	17-11-2669	30/11/2017	1,998.40	1,998.40							
SHS Palo	17-11-2669	30/11/2017	3,397.27	3,397.27							
SHS Palo	17-11-2669	30/11/2017	39,247.97	39,247.97							
SHS Palo	17-11-2669	30/11/2017	18,125.40	18,125.40							
SHS Palo	17-12-2959	31/12/2017	2,000,000.00	2,000,000.00							
NHSRC	15-12-3050	31/12/2015	468.75	468.75							
Joven Jeremias Tanchuco	16-11-3134	30/11/2016	6,035.62	6,035.62							
CAMP Spec. Lecturers	15-12-3050	31/12/2015	11,979.86	11,979.86							
CAMP Spec. Lecturers	17-12-3057	31/12/2017	3,058.88	3,058.88							
UPM Employees - Overpayment	17-11-2538	30/11/2017	43,998.10	43,998.10							
Karen June Dumlao	17-12-3057	31/12/2017	2,454.03	2,454.03							
Mary anne lim abraham	17-12-3057 (11)	31/12/2017	1,858.13	1,858.13							
Azucena, Razel Gancena	17-12-3057	31/12/2017	501.00	501.00							
Olivia Sison	18-12-006	31/12/2018	72,000,000.00	72,000,000.00	72,000,000.00						
PITC	18-12-005	31/12/2018	5,000,000.00	5,000,000.00	5,000,000.00						
RB Soriano Construction	18-12-004	31/12/2018	4,988,032.00	4,988,032.00	4,988,032.00						
Deokna Eight Trading Inc	18-10-003	31/10/2018	18,808,836.26	18,808,836.26	18,808,836.26						
S.M. Severino Construction and Trading (GCA-11/7/18)	18-09-001	30/09/2018	4,800,000.00	4,800,000.00	4,800,000.00						
J2M Builders	18-10-002	31/10/2018	3,388,800.45	3,388,800.45	3,388,800.45						
Trilex Builders and Construction Supply	18-10-1263	31/10/2018	142,820.00	142,820.00	142,820.00						
School of Health Sciences-Palo	18-11-1294	30/11/2018	95,246.38	95,246.38	95,246.38						
Teresa Luisa Cruz	18-11-1311	30/11/2018	20,909.00	20,909.00	20,909.00						
Marie Rossini Carmela Lachica	18-11-1333	30/11/2018	33,372.00	33,372.00	33,372.00						
Aleli Caraan	18-11-1338	30/11/2018	416.36	416.36	416.36						
Reynaldo Fernando	18-11-1339	30/11/2018	1,996.36	1,996.36	1,996.36						
Lorina Alcidi	18-11-1347	30/11/2018	62,727.00	62,727.00	62,727.00						
Avegail Carpio	18-11-1350	30/11/2018	15,900.00	15,900.00	15,900.00						
Mage Wagan	18-11-1352	30/11/2018	14,310.00	14,310.00	14,310.00						
Ryan Machado	18-11-1353	30/11/2018	12,728.00	12,728.00	12,728.00						
Ary John Crescini	18-11-1354	30/11/2018	51,912.00	51,912.00	51,912.00						
Perliita Gasmen	18-11-1357	30/11/2018	12,720.00	12,720.00	12,720.00						
Mage Wagan	18-11-1358	30/11/2018	8,480.00	8,480.00	8,480.00						
Mage Wagan	18-11-1359	30/11/2018	3,160.00	3,160.00	3,160.00						
Josephine Aldaba	18-11-1360	30/11/2018	57,568.00	57,568.00	57,568.00						
Leonard Cordero	18-11-1361	30/11/2018	102,212.50	102,212.50	102,212.50						
Kachela Mariano	18-11-1365	30/11/2018	35,000.00	35,000.00	35,000.00						
Nina Gloriani	18-11-1366	30/11/2018	129,272.00	129,272.00	129,272.00						
Bethel Buena Villarta	18-11-1370	30/11/2018	13,793.09	13,793.09	13,793.09						
Jacinto Blas Mantaring	18-11-1371	30/11/2018	20,000.00	20,000.00	20,000.00						
Letty Kuan	18-11-1372	30/11/2018	27,753.00	27,753.00	27,753.00						
Maria Cristina Bordallo	18-11-1373	30/11/2018	1,500.00	1,500.00	1,500.00						
Luz Barbara Dones	18-11-1374	30/11/2018	14,174.18	14,174.18	14,174.18						
Jericho Thaddeus Luna	18-11-1389	30/11/2018	7,500.00	7,500.00	7,500.00						
Rizza Florentino	18-11-1390	30/11/2018	23,072.00	23,072.00	23,072.00						
Monica Salud Yniguez	18-11-1391	30/11/2018	136,896.00	136,896.00	136,896.00						
Lydia Manahan	18-11-1392	30/11/2018	63,397.00	63,397.00	63,397.00						
Marilyn Crisostomo	18-11-1406	30/11/2018	61,800.00	61,800.00	61,800.00						
Vio Jianu Mojica	18-11-1407	30/11/2018	11,536.00	11,536.00	11,536.00						
John Sylvester Nas	18-11-1409	30/11/2018	221,944.40	221,944.40	221,944.40						
Leonora Talag	18-11-1410	30/11/2018	262,880.11	262,880.11	262,880.11						
Maria Cecilia Lim	18-1-12	31/01/2018	91,753.61	91,753.61					91,753.61		
University of the Philippines Manila	18-1-2	31/01/2018	35,000.00	35,000.00					35,000.00		

**AGING OF DUE AND DEMANDABLE OBLIGATIONS**  
As of December 31, 2018

Department : State Universities and Colleges  
 Agency : University of the Philippines System  
 Operating Units : System  
 Organization Code (UACS) : 08-008-00-00000  
 Funding Source Code (as clustered): 101  
 (e.g. Old Fund Code: 101,102, 151)

Name of Creditor	Obligation Request			AGING OF DUE AND DEMANDABLE OBLIGATIONS						Remarks	
	Number	Date	Amount	Amount	90 days & below	91 to 180 days	181 to 270 days	271 to 360 days	Beyond 360 days		
											5
Simoun Antonio Salinas	18-12-1427	31/12/2018	12,978.00	12,978.00	12,978.00						
Abner Chan	18-12-1428	31/12/2018	142,578.58	142,578.58	142,578.58						
Rizza Florentino	18-12-1429	31/12/2018	2,500.00	2,500.00	2,500.00						
Abner Chan	18-12-1462	31/12/2018	62,924.18	62,924.18	62,924.18						
Maria Cristina Bordallo	18-12-1468	31/12/2018	23,548.00	23,548.00	23,548.00						
Carlo Joseph Serognas	18-12-1470	31/12/2018	21,575.00	21,575.00	21,575.00						
Aleli Caraan	18-12-1479	31/12/2018	11,124.00	11,124.00	11,124.00						
John Sylvester Nas	18-12-1484	31/12/2018	8,652.00	8,652.00	8,652.00						
Ronald Henson	18-12-1485	31/12/2018	30,387.00	30,387.00	30,387.00						
Migel Antonio Catalig	18-12-1486	31/12/2018	46,973.04	46,973.04	46,973.04						
Vio Jianu Mojica	18-12-1487	31/12/2018	16,068.00	16,068.00	16,068.00						
Francis Cabalo	18-12-1489	31/12/2018	11,660.00	11,660.00	11,660.00						
Anna Liza Salazar	18-12-1491	31/12/2018	3,790.75	3,790.75	3,790.75						
Simoun Antonio Salinas	18-12-1494	31/12/2018	17,304.00	17,304.00	17,304.00						
Ryan Machado	18-12-1495	31/12/2018	11,130.00	11,130.00	11,130.00						
Judee Anne Enriquez	18-12-1496	31/12/2018	120,255.00	120,255.00	120,255.00						
Rozheanne Hilario	18-12-1497	31/12/2018	155,309.88	155,309.88	155,309.88						
Jo Leah Flores	18-12-1500	31/12/2018	138,907.86	138,907.86	138,907.86						
Alyssa Jenny Tupaz	18-12-1526	31/12/2018	101,975.90	101,975.90	101,975.90						
Felicidad Mangubat	18-12-1527	31/12/2018	5,981.25	5,981.25	5,981.25						
Maria Luz Belleza	18-12-1528	31/12/2018	60,127.50	60,127.50	60,127.50						
Simoun Antonio Salinas	18-12-1564	31/12/2018	8,652.00	8,652.00	8,652.00						
UPM Employees	18-12-1571	31/12/2018	106,000.00	106,000.00	106,000.00						
University of the Philippines Manila	18-12-1572	31/12/2018	12,975,000.00	12,975,000.00	12,975,000.00						
University of the Philippines Manila	18-12-1573	31/12/2018	251,250.00	251,250.00	251,250.00						
University of the Philippines Manila	18-12-1574	31/12/2018	405,000.00	405,000.00	405,000.00						
University of the Philippines Manila	18-12-1575	31/12/2018	135,000.00	135,000.00	135,000.00						
University of the Philippines Manila	18-12-1576	31/12/2018	60,000.00	60,000.00	60,000.00						
University of the Philippines Manila	18-12-1577	31/12/2018	375,000.00	375,000.00	375,000.00						
University of the Philippines Manila	18-12-1578	31/12/2018	30,000.00	30,000.00	30,000.00						
University of the Philippines Manila	18-12-1578	31/12/2018	121,923.75	121,923.75	121,923.75						
Bernice Alecsa Austria	18-12-1580	31/12/2018	56,892.82	56,892.82	56,892.82						
Cristina Elisa Wieneke	18-12-1581	31/12/2018	109,852.50	109,852.50	109,852.50						
Alianda Lopez	18-12-1582	31/12/2018	109,852.50	109,852.50	109,852.50						
Attilah Mae Alog	18-12-1583	31/12/2018	109,852.50	109,852.50	109,852.50						
Roselle Gulsihan	18-12-1584	31/12/2018	109,852.50	109,852.50	109,852.50						
University of the Philippines Manila	18-12-1588	31/12/2018	253,582,894.69	253,582,894.69	253,582,894.69						
University of the Philippines Manila	18-12-1590	31/12/2018	563,812.31	563,812.31	563,812.31						
Natividad Lacdan	18-12-1591	31/12/2018	122,533.39	122,533.39	122,533.39						
University of the Philippines Manila	18-1-3	31/01/2018	35,000.00	35,000.00							
University of the Philippines Manila	18-1-4	31/01/2018	30,744.95	30,744.95							
University of the Philippines Manila	18-2-166	28/02/2018	1,000.00	1,000.00							
University of the Philippines Manila	18-2-196	28/02/2018	97,235.89	97,235.89							
University of the Philippines Manila	18-3-314	31/03/2018	65,976.50	65,976.50							
UPM Employees	18-5-515	31/05/2018	66,693.18	66,693.18					66,693.18		
University of the Philippines Manila	18-5-531	31/05/2018	2,090.91	2,090.91					2,090.91		
University of the Philippines Manila	18-5-569	31/05/2018	9,013.00	9,013.00					9,013.00		
School of Health Sciences-Palo	18-6-706	30/06/2018	6,614.42	6,614.42					6,614.42		
University of the Philippines Manila	18-7-736	31/07/2018	727.27	727.27					727.27		
University of the Philippines Manila	18-7-769	31/07/2018	5,214.55	5,214.55					5,214.55		
University of the Philippines Manila	18-8-859	31/08/2018	9,000.00	9,000.00					9,000.00		
University of the Philippines Manila	18-9-1014	30/09/2018	43,221.28	43,221.28					43,221.28		
University of the Philippines Manila	18-9-1065	30/09/2018	981.20	981.20					981.20		
University of the Philippines Manila	18-9-994	30/09/2018	4,840.00	4,840.00					4,840.00		



**AGING OF DUE AND DEMANDABLE OBLIGATIONS**  
As of December 31, 2018

Department : State Universities and Colleges  
 Agency : University of the Philippines System  
 Operating Units : System  
 Organization Code (UACS) : 08-008-00-00000  
 Funding Source Code (as clustered): 101  
 (e.g. Old Fund Code: 101,102, 151)

Name of Creditor	Obligation Request			AGING OF DUE AND DEMANDABLE OBLIGATIONS						Remarks	
	Number	Date	Amount	Amount	90 days & below	91 to 180 days	181 to 270 days	271 to 360 days	Beyond 360 days		
											2
Megawine Aircon Specialist Inc	18-10-1570	31/10/2018	45,000.00	45,000.00	45,000.00						
Megawine Aircon Specialist Inc	18-10-1571	31/10/2018	7,500.00	7,500.00	7,500.00						
MERALCO	18-10-1587	31/10/2018	578,843.55	578,843.55	578,843.55						
Champion Hardware	18-12-1087	31/12/2018	42,500.00	42,500.00	42,500.00						
Rafael Bundoc	18-12-1509	31/12/2018	4,999.00	4,999.00	4,999.00						
SHS Palo	18-12-1542	31/12/2018	650,813.00	650,813.00	650,813.00						
SHS Palo	18-12-1545	31/12/2018	41,440.00	41,440.00	41,440.00						
SHS Palo	18-12-1739	31/12/2018	332,012.15	332,012.15	332,012.15						
MERALCO	18-12-1789	31/12/2018	8,330.00	8,330.00	8,330.00						
SHS Palo	18-12-1792	31/12/2018	81,631.20	81,631.20	81,631.20						
MWSI	18-12-1829	31/12/2018	28,704.00	28,704.00	28,704.00						
Efrelyn Iellamo	18-12-1830	31/12/2018	1,258,439.40	1,258,439.40	1,258,439.40						
Phicare Manpower Services	18-12-1845	31/12/2018	5,535.73	5,535.73	5,535.73						
Eastern Telecommunications Phils inc	18-12-1846	31/12/2018	7,733.05	7,733.05	7,733.05						
PLDT, Inc.	18-12-1847	31/12/2018	3,519.73	3,519.73	3,519.73						
Eastern Telecommunications Phils inc	18-12-1848	31/12/2018	1,357.17	1,357.17	1,357.17						
PGH	18-12-1849	31/12/2018	23,500.00	23,500.00	23,500.00						
Certified Trading	18-12-1850	31/12/2018	25,096.00	25,096.00	25,096.00						
PBT Technology Solutions Inc	18-12-1851	31/12/2018	611,840.00	611,840.00	611,840.00						
NIH	18-12-1852	31/12/2018	76,325.79	76,325.79	76,325.79						
UP Manila	18-1-38	31/01/2018	10,797.83	10,797.83					10,797.83		
UPM Job Order Employees	18-2-0239(B)	28/02/2018	96,000.00	96,000.00					96,000.00		
Jonathan Guevarra	18-2-239	28/02/2018	3,439,000.00	3,439,000.00					3,439,000.00		
UPM Faculty	18-2-277	28/02/2018	3,500.00	3,500.00					3,500.00		
Julio Indefenso	18-2-282	28/02/2018	117,056.11	117,056.11					117,056.11		
Frances Rom Lunar	18-2-315	28/02/2018	56,791.73	56,791.73					56,791.73		
MERALCO	18-2-321	28/02/2018	10,000.00	10,000.00					10,000.00		
Association of Philippine Medical Colleges Foundation Inc.	18-3-382	31/03/2018	20,000.00	20,000.00					20,000.00		
National Printing Office	18-3-411	31/03/2018	15,000.00	15,000.00					15,000.00		
MMP Award Specialist	18-3-477	31/03/2018	9,000.00	9,000.00					9,000.00		
Philippine Women's Univeristy	18-4-497	30/04/2018	337.50	337.50				337.50			
Bureau of the Treasury	18-4-511	30/04/2018	1,881.22	1,881.22				1,881.22			
School of Health Sciences-Palo	18-4-647	30/04/2018	7,650.00	7,650.00				7,650.00			
DBP	18-5-767	31/05/2018	19,325.28	19,325.28				19,325.28			
Procurement Service	18-5-847	31/05/2018	63,075.00	63,075.00				63,075.00			
Kalimpo Hardware	18-6-866	30/06/2018	33,780.00	33,780.00				33,780.00			
Sandhell Trading	18-6-889	30/06/2018	150.00	150.00				150.00			
Certified Trading	18-6-930	30/06/2018	118,982.25	118,982.25				118,982.25			
Rose Anne Rosanes	18-6-957	30/06/2018	18,432.00	18,432.00				18,432.00			
Arnold Castillano	18-7-1036	31/07/2018	1,820.00	1,820.00			1,820.00				
Certified Trading	18-7-1046	31/07/2018	132,805.00	132,805.00			132,805.00				
Rohani Cena	18-7-1078	31/07/2018	101,908.33	101,908.33			101,908.33				
Maria Eliza Aguila	18-7-1096	31/07/2018	18,040.00	18,040.00			18,040.00				
Cybersound	18-7-1097	31/07/2018	1,288.00	1,288.00			1,288.00				
TTPI	18-7-1201	31/07/2018	2,495.50	2,495.50			2,495.50				
TTPI	18-8-1216	31/08/2018	118,060.28	118,060.28			118,060.28				
Noel Juban	18-8-1278	31/08/2018	133,615.00	133,615.00			133,615.00				
Salvador Eugenio Caoili	18-8-1307	31/08/2018	10,095.90	10,095.90			10,095.90				
Anthony Cordero	18-8-1352	31/08/2018	120,965.97	120,965.97			120,965.97				
School of Health Sciences-Palo	18-9-1435	30/09/2018	4,905.00	4,905.00			4,905.00				
Philcopy Corp	18-9-1436	30/09/2018	8,600.00	8,600.00			8,600.00				
Copylandia	18-9-1441	30/09/2018	367,710.00	367,710.00			367,710.00				
Integrated Computer System	18-9-1473	30/09/2018	1,680.00	1,680.00			1,680.00				
PLDT, Inc.											

**AGING OF DUE AND DEMANDABLE OBLIGATIONS**  
As of December 31, 2018

Department : State Universities and Colleges  
 Agency : University of the Philippines System  
 Operating Units : System  
 Organization Code (UACS) : 08-008-00-00000  
 Funding Source Code (as clustered): 101  
 (e.g. Old Fund Code: 101,102, 151)

Name of Creditor	Obligation Request			AGING OF DUE AND DEMANDABLE OBLIGATIONS						Remarks	
	Number	Date	Amount	Amount	90 days & below	91 to 180 days	181 to 270 days	271 to 360 days	Beyond 360 days		
											5
PLDT, Inc.	18-9-1480	30/09/2018	7,050.75	7,050.75			7,050.75				
PLDT, Inc.	18-9-1481	30/09/2018	11,031.95	11,031.95				11,031.95			
PLDT, Inc.	18-9-1487	30/09/2018	7,840.00	7,840.00				7,840.00			
AWARDEXTREMES, INC.											
K.O.B.S. Customer First Trading Inc.	12-18749	28/12/2018	4,863,168.88	4,863,168.88	4,863,168.88						
ACS Development & Property Managers, Inc.	12-18750	28/12/2018	5,000,000.00	5,000,000.00	5,000,000.00						
PGM Construction and Plumbing Services	12-77267	28/12/2018	1,769,698.43	1,769,698.43	1,769,698.43						
New TBP Construction & Dev't Corp	12-18397	21/12/2017	50,000,000.00	50,000,000.00					50,000,000.00		
Philipp's Technical Consultant Corporation	12-18398	21/12/2017	5,581,395.35	5,581,395.35					5,581,395.35		
BF Corporation	12-18399	21/12/2017	194,418,604.65	194,418,604.65					194,418,604.65		
Philippine International Trading Corporation	12-19070	22/12/2017	75,000,000.00	75,000,000.00					75,000,000.00		
Philippine International Trading Corporation	12-19071	22/12/2017	2,000,000.00	2,000,000.00					2,000,000.00		
Philippine International Trading Corporation	12-19074	22/12/2017	31,883,000.00	31,883,000.00					31,883,000.00		
KB Konstrak Biding Solusyons	12-19075	22/12/2017	10,000,000.00	10,000,000.00					10,000,000.00		
Philippine International Trading Corporation	12-19075	22/12/2017	10,000,000.00	10,000,000.00					10,000,000.00		
ISOMETRIC ENTERPRISES	09-18487	31/12/2016	6,760,000.00	6,760,000.00					6,760,000.00		
E.P. CORNEJO CONSTRUCTION	12-24098	31/12/2016	1,238,901.76	1,238,901.76					1,238,901.76		
A.S.M. FRANCISCO CONSTRUC	12-25396	31/12/2016	4,000,000.00	4,000,000.00					4,000,000.00		
SUN RAYS BUILDERS AND GEN	12-24473	31/12/2016	976,940.75	976,940.75					976,940.75		
ACCURACY BUILDER ENTERPRI	03-03366	31/12/2016	31,739,075.27	31,739,075.27					31,739,075.27		
E.M. CUERPO INC.	03-03365	31/12/2016	6,335,779.54	6,335,779.54					6,335,779.54		
OSCAR R. RUIVIVAR AND ASSO	01-00015	31/12/2016	1,429,832.14	1,429,832.14					1,429,832.14		
PHILIPP'S TECHNICAL CONSUL	02-00861	31/12/2016	1,155,382.51	1,155,382.51					1,155,382.51		
PHILIPP'S TECHNICAL CONSUL	02-00860	31/12/2016	524,494.29	524,494.29					524,494.29		
OSCAR RUIVIVAR & ASSOCIA	10-19315	31/12/2015	543,025.86	543,025.86					543,025.86		
ACCURACY BUILDER ENTERPRI	10-20166	31/12/2015	21,040,324.58	21,040,324.58					21,040,324.58		
KB KONSTRAK BILDING SOLU	12-24748	31/12/2015	882,050.37	882,050.37					882,050.37		
OSCAR RUIVIVAR & ASSOCIA	12-24751	31/12/2015	1,026,840.97	1,026,840.97					1,026,840.97		
REYGEN BUILDERS	12-24750	31/12/2015	966,757.91	966,757.91					966,757.91		
ME SICAT CONSTRUCTION INC	12-25842	31/12/2015	11,269,510.65	11,269,510.65					11,269,510.65		
RR ENCABO CONTRACTORS	12-25417	31/12/2015	53,700,000.00	53,700,000.00					53,700,000.00		
NEW TBP CONSTRUCTION	12-27494	31/12/2015	7,904,316.31	7,904,316.31					7,904,316.31		
AC ONG CONSULTING INC	12-27493	31/12/2015	826,356.38	826,356.38					826,356.38		
A.C. ONG CONSULTING	10-21326	31/12/2015	441,692.77	441,692.77					441,692.77		
ACCURACY BUILDER ENTERPRISE	12-23843	31/12/2015	7,727,704.78	7,727,704.78					7,727,704.78		
ALLEYWAY CONSTRUCTION	12-25843	31/12/2015	6,873,356.75	6,873,356.75					6,873,356.75		
R. R. ENCABO CONTRACTORS	12-25844	31/12/2014	26,606,758.12	26,606,758.12					26,606,758.12		
COMPUCARE CENTE	03-02381	31/12/2010	175,244.90	175,244.90					175,244.90		
ALPHA GEOSCIENC	03-02382	31/12/2010	136,654.66	136,654.66					136,654.66		
BayanPC Tech Inc., -	03-03269	31/12/2010	46,515.00	46,515.00					46,515.00		
Compucare Center - I	03-03272	31/12/2010	49,995.95	49,995.95					49,995.95		
Officelux Inter	04-05216	31/12/2010	18,380.00	18,380.00					18,380.00		
Power Dimension	05-05848	31/12/2010	20,000.00	20,000.00					20,000.00		
Compucare Cente	06-06835	31/12/2010	389,495.00	389,495.00					389,495.00		
K-Lift Industri	06-07746	31/12/2010	37,000.00	37,000.00					37,000.00		
Abenson Inc.	07-09762	31/12/2010	5,200.00	5,200.00					5,200.00		
Felta Multi med	09-11871	31/12/2010	395,000.00	395,000.00					395,000.00		
COMPUCARE	09-11892	31/12/2010	327,655.81	327,655.81					327,655.81		
Cylix Technolog	09-12196	31/12/2010	16,000.00	16,000.00					16,000.00		
Frist-AVPR Vent	09-12202	31/12/2010	72,500.00	72,500.00					72,500.00		
MG-JA Ent.	09-12839	31/12/2010	49,900.75	49,900.75					49,900.75		
Design Crest Furnitu	10-13371	31/12/2010	22,100.00	22,100.00					22,100.00		
Design Crest Furnitu	10-13372	31/12/2010	32,832.00	32,832.00					32,832.00		
PICO Probe	10-14781	31/12/2010	222,500.00	222,500.00					222,500.00		
Compucare Cente	11-15536	31/12/2010	390,320.00	390,320.00					390,320.00		

AGING OF DUE AND DEMANDABLE OBLIGATIONS  
As of December 31, 2018

Department : State Universities and Colleges  
 Agency : University of the Philippines System  
 Operating Units : System  
 Organization Code (UACS) : 08-008-00-00000  
 Funding Source Code (as clustered): 101  
 (e.g. Old Fund Code: 101,102, 151)

Name of Creditor	Obligation Request			AGING OF DUE AND DEMANDABLE OBLIGATIONS						Remarks	
	Number	Date	Amount	Amount	90 days & below	91 to 180 days	181 to 270 days	271 to 360 days	Beyond 360 days		
											1
See manufacturi	11-15539	31/12/2010	214,240.00	214,240.00						214,240.00	
ISOMETRIC ENTERPRISE	11-15671	31/12/2010	184,208.00	184,208.00						184,208.00	
Mesco Inc.	11-15857	31/12/2010	300,000.00	300,000.00						300,000.00	
Compucare Corp	11-15881	31/12/2010	44,000.00	44,000.00						44,000.00	
Compucare Cente	11-16706	31/12/2010	49,045.00	49,045.00						49,045.00	
VELCA	12-17081	31/12/2010	10,000.00	10,000.00						10,000.00	
RTDS TECHNOLOGIES	12-17770	31/12/2010	1,160,508.91	1,160,508.91						1,160,508.91	
Philab Industries	12-17915	31/12/2010	4,142,803.00	4,142,803.00						4,142,803.00	
Golden Bat	12-17941	31/12/2010	208,715.00	208,715.00						208,715.00	
Faire Tech Inc. -dig	12-18350	31/12/2010	49,924.00	49,924.00						49,924.00	
module	12-18352	31/12/2010	122,102.40	122,102.40						122,102.40	
PC Past Computer Sal	12-18427	31/12/2010	37,065.00	37,065.00						37,065.00	
TERCO (CIF MANILA)	12-18798	31/12/2010	500,000.00	500,000.00						500,000.00	
MFT INTERN'L CORP	12-18862	31/12/2010	49,366.23	49,366.23						49,366.23	
MFT Internation	12-18926	31/12/2010	41,904.75	41,904.75						41,904.75	
Golden Bat	12-19171	31/12/2010	22,000.00	22,000.00						22,000.00	
SICCION MARKETING	12-19208	31/12/2010	92,500.00	92,500.00						92,500.00	
MFT INTERN'L	12-19224	31/12/2010	49,791.28	49,791.28						49,791.28	
EXCLUSIVE TRADERS	12-19293	31/12/2010	227,000.77	227,000.77						227,000.77	
Molave Trading	12-19296	31/12/2010	60,403.00	60,403.00						60,403.00	
FAIRE TECH INC	12-19306	31/12/2010	533,074.58	533,074.58						533,074.58	
DIGITAL NETWORK COMM	12-19316	31/12/2010	680,000.00	680,000.00						680,000.00	
MFT INTERN'L CORP	12-19317	31/12/2010	90,000.00	90,000.00						90,000.00	
MFT -chairs	12-19373	31/12/2010	170,340.35	170,340.35						170,340.35	
TOOLEC INC	12-19381	31/12/2010	39,852.00	39,852.00						39,852.00	
TOOLEC INC	12-19384	31/12/2010	49,572.00	49,572.00						49,572.00	
THE BRAIN COMP	12-19428	31/12/2010	78,000.00	78,000.00						78,000.00	
SENCO LINK TECH	12-19435	31/12/2010	45,000.00	45,000.00						45,000.00	
SENCO LINK TECH	12-19436	31/12/2010	45,000.00	45,000.00						45,000.00	
SENCO LINK TECH	12-19437	31/12/2010	45,000.00	45,000.00						45,000.00	
DYNAMIC MATERIALS IN	12-19448	31/12/2010	2,987.82	2,987.82						2,987.82	
AUTOMATIC CENTER	12-19677	31/12/2010	29,950.00	29,950.00						29,950.00	
Philab Industries	12-19855	31/12/2010	48,000.00	48,000.00						48,000.00	
Philab Industries	12-19856	31/12/2010	49,500.00	49,500.00						49,500.00	
Philab Industries	12-19857	31/12/2010	40,000.00	40,000.00						40,000.00	
AUDIOPHILE COMPONENT	12-19891	31/12/2010	39,888.00	39,888.00						39,888.00	
ANSON HOME INC	12-19892	31/12/2010	33,000.00	33,000.00						33,000.00	
RTC LAB SERVICES	12-19917	31/12/2010	25,000.00	25,000.00						25,000.00	
KIMIKA INDUSTRIAL	12-20060	31/12/2010	28,000.00	28,000.00						28,000.00	
GOLDEN BELL MARKETIN	12-20061	31/12/2010	28,000.00	28,000.00						28,000.00	
SYSPRO COMPUTER SPEC	12-20062	31/12/2010	12,900.00	12,900.00						12,900.00	
See Manufacturing Co	12-20098	31/12/2010	16,800.00	16,800.00						16,800.00	
SENCO LINK TECH	12-20116	31/12/2010	49,000.00	49,000.00						49,000.00	
GOLDEN MANU & TRADIN	12-20137	31/12/2010	72,299.00	72,299.00						72,299.00	
Workstation Des	12-20138	31/12/2010	43,200.00	43,200.00						43,200.00	
SEE MANUFACTURING CO	12-20165	31/12/2010	26,600.00	26,600.00						26,600.00	
State Alliance Cente	12-20165	31/12/2010	175,536.00	175,536.00						175,536.00	
ABLE MASTERCRAFT TRA	12-20175	31/12/2010	38,400.00	38,400.00						38,400.00	
SUPERSERVE CORP	12-20179	31/12/2010	44,275.00	44,275.00						44,275.00	
Cylix / Technologies	12-20182	31/12/2010	49,910.00	49,910.00						49,910.00	
MFT INTER CORP	12-20186	31/12/2010	45,834.09	45,834.09						45,834.09	
CYLIX	12-20188	31/12/2010	49,800.00	49,800.00						49,800.00	
FLEXY COMPONENTS, IN	12-20202	31/12/2010	2,350.00	2,350.00						2,350.00	

**AGING OF DUE AND DEMANDABLE OBLIGATIONS**  
As of December 31, 2018

Department : State Universities and Colleges  
 Agency : University of the Philippines System  
 Operating Units : System  
 Organization Code (UACS) : 08-008-00-00000  
 Funding Source Code (as clustered): 101  
 (e.g. Old Fund Code: 101,102, 151)

Name of Creditor	Obligation Request			AGING OF DUE AND DEMANDABLE OBLIGATIONS						Remarks	
	Number	Date	Amount	Amount	90 days & below	91 to 180 days	181 to 270 days	271 to 360 days	Beyond 360 days		
											1
SUPERSERVE CORP	12-20239	31/12/2010	48,093.00	48,093.00						48,093.00	
Flexy Components, In	12-20241	31/12/2010	10,000.00	10,000.00						10,000.00	
Flexy Components, In	12-20243	31/12/2010	43,400.00	43,400.00						43,400.00	
Compucare Center	12-20244	31/12/2010	42,600.00	42,600.00						42,600.00	
SUPERSERVE CORP	12-20246	31/12/2010	49,450.00	49,450.00						49,450.00	
Senco Link Technolog	12-20277	31/12/2010	34,700.00	34,700.00						34,700.00	
Senco Link Technolog	12-20278	31/12/2010	48,500.00	48,500.00						48,500.00	
Customers First Trad	12-20280	31/12/2010	43,377.76	43,377.76						43,377.76	
Customers First Trad	12-20282	31/12/2010	47,788.88	47,788.88						47,788.88	
Customers First Trad	12-20283	31/12/2010	44,964.00	44,964.00						44,964.00	
Microdata Systems & Worktop	12-20285	31/12/2010	42,000.00	42,000.00						42,000.00	
Superserve Corp	12-20302	31/12/2010	273,400.00	273,400.00						273,400.00	
SUPERSERVE CORP	12-20331	31/12/2010	39,375.00	39,375.00						39,375.00	
MACRO MACHINERY AND Superserve Corp	12-20334	31/12/2010	32,500.00	32,500.00						32,500.00	
Compucare Center	12-20346	31/12/2010	50,000.00	50,000.00						50,000.00	
Superserve Corp	12-20348	31/12/2010	47,497.50	47,497.50						47,497.50	
Compucare Center	12-20381	31/12/2010	38,750.00	38,750.00						38,750.00	
Compucare Center	12-20382	31/12/2010	47,960.00	47,960.00						47,960.00	
Customers First Trad	12-20387	31/12/2010	39,688.88	39,688.88						39,688.88	
Humil Int'l Trading	12-20398	31/12/2010	97,000.00	97,000.00						97,000.00	
Humil Int'l Trading	12-20399	31/12/2010	523,125.00	523,125.00						523,125.00	
Humil Internati	12-20399	31/12/2010	97,000.00	97,000.00						97,000.00	
CIM Technologie	12-20403	31/12/2010	251,100.00	251,100.00						251,100.00	
SUPERSERVE CORP	12-20404	31/12/2010	26,800.00	26,800.00						26,800.00	
First Asian Sales Ce	12-20414	31/12/2010	49,999.00	49,999.00						49,999.00	
ELITE SCIENTIFIC & D	12-20420	31/12/2010	27,216.00	27,216.00						27,216.00	
ELITE SCIENTIFIC & D	12-20421	31/12/2010	40,320.00	40,320.00						40,320.00	
ELITE SCIENTIFIC & D	12-20425	31/12/2010	30,240.00	30,240.00						30,240.00	
RS Components Limete	12-20431	31/12/2010	48,652.80	48,652.80						48,652.80	
AUTOMATIC CENTER	12-20438	31/12/2010	37,000.00	37,000.00						37,000.00	
Interactive Mobile a	12-20442	31/12/2010	49,934.02	49,934.02						49,934.02	
Interactive Mobile a	12-20443	31/12/2010	49,934.02	49,934.02						49,934.02	
AUTOMATIC CENTER	12-20446	31/12/2010	35,800.00	35,800.00						35,800.00	
AUTOMATIC CENTER	12-20447	31/12/2010	29,950.00	29,950.00						29,950.00	
RS Components Limete	12-20448	31/12/2010	36,610.56	36,610.56						36,610.56	
Senco Link Technolog	12-20450	31/12/2010	45,000.00	45,000.00						45,000.00	
AUTOMATIC CENTER	12-20451	31/12/2010	39,000.00	39,000.00						39,000.00	
Dynamic PC	12-20453	31/12/2010	43,500.00	43,500.00						43,500.00	
AUTOMATIC CENTER	12-20458	31/12/2010	49,560.00	49,560.00						49,560.00	
INTERACTIVE MOBILE A	12-20459	31/12/2010	49,934.02	49,934.02						49,934.02	
AUTOMATIC CENTER	12-20460	31/12/2010	44,999.00	44,999.00						44,999.00	
MFT INTL CORP	12-20463	31/12/2010	47,098.12	47,098.12						47,098.12	
WESTERN GRAND CENTRA	12-20464	31/12/2010	42,950.00	42,950.00						42,950.00	
IMAX	12-20465	31/12/2010	49,934.02	49,934.02						49,934.02	
ACE BUILDERS	12-20467	31/12/2010	47,879.28	47,879.28						47,879.28	
AURORA (OA) PHILS.,	12-20470	31/12/2010	7,710.00	7,710.00						7,710.00	
Dargo Design Compose	12-20471	31/12/2010	14,112.40	14,112.40						14,112.40	
Flexy Components Inc	12-20476	31/12/2010	47,700.00	47,700.00						47,700.00	
Tatong Office System	12-20478	31/12/2010	222,242.20	222,242.20						222,242.20	
Philab Industries	12-20481	31/12/2010	84,078.00	84,078.00						84,078.00	
MECHANICAL HANDLING	12-20510	31/12/2010	50,000.00	50,000.00						50,000.00	
OFFICE WAREHOUSE INC	12-20512	31/12/2010	27,960.00	27,960.00						27,960.00	
OFFICE WAREHOUSE INC	12-20514	31/12/2010	48,633.00	48,633.00						48,633.00	

AGING OF DUE AND DEMANDABLE OBLIGATIONS  
As of December 31, 2018

Department : State Universities and Colleges  
 Agency : University of the Philippines System  
 Operating Units : System  
 Organization Code (UACS) : 08-008-00-00000  
 Funding Source Code (as clustered): 101  
 (e.g. Old Fund Code: 101,102, 151)

Name of Creditor	Obligation Request			AGING OF DUE AND DEMANDABLE OBLIGATIONS						Remarks	
	Number	Date	Amount	Amount	90 days & below	91 to 180 days	181 to 270 days	271 to 360 days	Beyond 360 days		
											1
MICRODATA SYSTEMS &	12-20515	31/12/2010	33,000.00	33,000.00						33,000.00	
OFFICE WAREHOUSE INC	12-20517	31/12/2010	13,200.00	13,200.00						13,200.00	
AUTOMATIC CENTER	12-20519	31/12/2010	48,245.00	48,245.00						48,245.00	
BAYAN PC TECH INC	12-20521	31/12/2010	47,600.00	47,600.00						47,600.00	
Philcopy Corp	12-20522	31/12/2010	44,500.00	44,500.00						44,500.00	
AUTOMATIC CENTER	12-20523	31/12/2010	37,000.00	37,000.00						37,000.00	
Power Mac Cenetr - A	12-20524	31/12/2010	47,980.00	47,980.00						47,980.00	
Heminway Office Supp	12-20525	31/12/2010	13,200.00	13,200.00						13,200.00	
AUTOMATIC CENTER	12-20526	31/12/2010	19,380.00	19,380.00						19,380.00	
AUTOMATIC CENTER	12-20528	31/12/2010	20,600.00	20,600.00						20,600.00	
Superserve	12-20530	31/12/2010	37,850.00	37,850.00						37,850.00	
Compucare Center	12-20531	31/12/2010	11,945.00	11,945.00						11,945.00	
RGSA	12-20543	31/12/2010	24,757.20	24,757.20						24,757.20	
AUTOMATIC CENTER	12-20546	31/12/2010	33,900.00	33,900.00						33,900.00	
Flexy Component	12-20549	31/12/2010	200,000.00	200,000.00						200,000.00	
Interactive Mob	12-20549	31/12/2010	49,934.02	49,934.02						49,934.02	
MICRODATA SYS	12-20565	31/12/2010	22,800.00	22,800.00						22,800.00	
MFT INTERNATIONAL CO	12-20567	31/12/2010	3,374,659.87	3,374,659.87						3,374,659.87	
AUTOMATIC CENTER	12-20569	31/12/2010	44,999.00	44,999.00						44,999.00	
AUTOMATIC CENTER	12-20570	31/12/2010	29,950.00	29,950.00						29,950.00	
Office Warehouse Inc	12-20572	31/12/2010	19,998.00	19,998.00						19,998.00	
UNI-PHIL DANZEN, INC	12-20577	31/12/2010	60,000.00	60,000.00						60,000.00	
Compucare Center	12-20608	31/12/2010	10,815.00	10,815.00						10,815.00	
THE BRAIN COMPUTER	12-20608	31/12/2010	35,000.00	35,000.00						35,000.00	
AUTOMATIC CENTER	12-20610	31/12/2010	26,340.00	26,340.00						26,340.00	
Compucare Center	12-20611	31/12/2010	26,340.00	26,340.00						26,340.00	
AUTOMATIC CENTER	12-20615	31/12/2010	39,510.00	39,510.00						39,510.00	
AUTOMATIC CENTER	12-20617	31/12/2010	44,999.00	44,999.00						44,999.00	
SUPERSERVE CORP	12-20620	31/12/2010	11,460.00	11,460.00						11,460.00	
Superserve Corp	12-20622	31/12/2010	31,794.00	31,794.00						31,794.00	
Automatic Centr	12-20623	31/12/2010	44,999.00	44,999.00						44,999.00	
Automatic Centr	12-20628	31/12/2010	48,290.00	48,290.00						48,290.00	
SUPERSERVE CORP	12-20658	31/12/2010	42,800.00	42,800.00						42,800.00	
SUPERSERVE CORP	12-20659	31/12/2010	44,000.00	44,000.00						44,000.00	
SUPERSERVE CORP	12-20660	31/12/2010	49,800.00	49,800.00						49,800.00	
SUPERSERVE CORP	12-20662	31/12/2010	34,618.20	34,618.20						34,618.20	
LINDE PHILIPPINES, I	12-20673	31/12/2010	236,877.76	236,877.76						236,877.76	
Customer First Tradi	12-20702	31/12/2010	11,610.00	11,610.00						11,610.00	
HAVERHILL ENTERPRISE	12-20702	31/12/2010	11,945.00	11,945.00						11,945.00	
Compucare Cente	12-20720	31/12/2010	47,895.00	47,895.00						47,895.00	
Compucare Center	12-20723	31/12/2010	23,040.00	23,040.00						23,040.00	
Design Excellence Of	12-20747	31/12/2010	48,024.90	48,024.90						48,024.90	
MFT International Co	12-20752	31/12/2010	48,565.44	48,565.44						48,565.44	
MFT International Co	12-20797	31/12/2010	38,500.00	38,500.00						38,500.00	
Golden Bat (Far East	12-20799	31/12/2010	36,080.00	36,080.00						36,080.00	
Dynalab Corporation	12-20801	31/12/2010	43,719.60	43,719.60						43,719.60	
Golden Bat (Far East	12-20802	31/12/2010	36,080.00	36,080.00						36,080.00	
Dynalab Corporation	12-20817	31/12/2010	40,800.00	40,800.00						40,800.00	
Zephyr Engineering	12-20831	31/12/2010	100,000.00	100,000.00						100,000.00	
TERCO (CIF Manila)	12-20833	31/12/2010	48,875.00	48,875.00						48,875.00	
Compucare Center	12-20837	31/12/2010	46,900.00	46,900.00						46,900.00	
Flexy Component	12-20838	31/12/2010	49,500.00	49,500.00						49,500.00	
Western Marketing	12-20847	31/12/2010	43,200.00	43,200.00						43,200.00	
Superserve											

**AGING OF DUE AND DEMANDABLE OBLIGATIONS**  
As of December 31, 2018

Department : State Universities and Colleges  
 Agency : University of the Philippines System  
 Operating Units : System  
 Organization Code (UACS) : 08-008-00-00000  
 Funding Source Code (as clustered): 101  
 (e.g. Old Fund Code: 101,102, 151)

Name of Creditor	Obligation Request			AGING OF DUE AND DEMANDABLE OBLIGATIONS						Remarks	
	Number	Date	Amount	Amount	90 days & below	91 to 180 days	181 to 270 days	271 to 360 days	Beyond 360 days		
											1
MFT International Co	12-20850	31/12/2010	43,549.63	43,549.63						43,549.63	
MFT International Co	12-20855	31/12/2010	32,804.35	32,804.35						32,804.35	
MFT Internation	12-20856	31/12/2010	41,798.57	41,798.57						41,798.57	
SUPERSERVE CORP	12-20861	31/12/2010	49,250.00	49,250.00						49,250.00	
SUPERSERVE CORP	12-20862	31/12/2010	37,850.00	37,850.00						37,850.00	
SUPERSERVE CORP	12-20872	31/12/2010	41,600.00	41,600.00						41,600.00	
SUPERSERVE CORP	12-20873	31/12/2010	50,000.00	50,000.00						50,000.00	
SUPERSERVE CORP	12-20874	31/12/2010	38,400.00	38,400.00						38,400.00	
Superserve Corp	12-20910	31/12/2010	46,300.00	46,300.00						46,300.00	
J.P.R. General Merch	12-20913	31/12/2010	16,300.00	16,300.00						16,300.00	
AQUAVEO Water Modeli	12-20914	31/12/2010	508,060.00	508,060.00						508,060.00	
Flexy Components Inc	12-20919	31/12/2010	50,000.00	50,000.00						50,000.00	
ACE BUILDERS	12-20920	31/12/2010	14,985.00	14,985.00						14,985.00	
ACE BUILDERS	12-20921	31/12/2010	39,995.00	39,995.00						39,995.00	
SUPERSERVE CORP	12-20934	31/12/2010	50,000.00	50,000.00						50,000.00	
AUTOMATIC CENTER	12-20980	31/12/2010	40,000.00	40,000.00						40,000.00	
Office Warehouse	12-20981	31/12/2010	49,392.00	49,392.00						49,392.00	
Office Warehouse	12-20982	31/12/2010	23,850.00	23,850.00						23,850.00	
Maitlink Systems In	12-20984	31/12/2010	42,375.00	42,375.00						42,375.00	
Office Warehouse Inc	12-20985	31/12/2010	41,940.00	41,940.00						41,940.00	
Certeza Infosystems	12-20986	31/12/2010	47,700.00	47,700.00						47,700.00	
SUPERSERVE CORP	12-21000	31/12/2010	49,600.00	49,600.00						49,600.00	
SUPERSERVE CORP	12-21002	31/12/2010	49,600.00	49,600.00						49,600.00	
New DATCHE Sales & S	12-21003	31/12/2010	33,900.00	33,900.00						33,900.00	
AUTOMATIC CENTER	12-21005	31/12/2010	49,500.00	49,500.00						49,500.00	
Certeza Infosys Corp	12-21007	31/12/2010	47,700.00	47,700.00						47,700.00	
Columbia Photosupply	12-21029	31/12/2010	41,110.00	41,110.00						41,110.00	
Copylandia Office Sy	12-21034	31/12/2010	25,000.00	25,000.00						25,000.00	
Elite Scientific & D	12-21035	31/12/2010	49,392.00	49,392.00						49,392.00	
ACCENT SYSTEMS INC	12-21036	31/12/2010	200,946.45	200,946.45						200,946.45	
Accent Systems Inc.	12-21047	31/12/2010	23,266.18	23,266.18						23,266.18	
INCA PLASTIC PHILS I	12-21052	31/12/2010	12,800.00	12,800.00						12,800.00	
Flexy Components Inc	12-21053	31/12/2010	12,360.00	12,360.00						12,360.00	
SUPERSERVE CORP	12-21055	31/12/2010	23,500.00	23,500.00						23,500.00	
DESIGN EXCELLENCE	12-21059	31/12/2010	43,500.00	43,500.00						43,500.00	
ABENSON INC	12-21070	31/12/2010	8,346.00	8,346.00						8,346.00	
JOHNNYSPOND	12-21076	31/12/2010	6,742.00	6,742.00						6,742.00	
SM APPLIANCE CENTER	12-21077	31/12/2010	16,600.00	16,600.00						16,600.00	
See Manufacturing	12-21090	31/12/2010	48,000.00	48,000.00						48,000.00	
Mars Laboratory Inst	12-21096	31/12/2010	27,000.00	27,000.00						27,000.00	
COMPUCARE CENTER	12-21116	31/12/2010	335,160.00	335,160.00						335,160.00	
MFT INTERNATIONAL CO	12-21128	31/12/2010	39,916.00	39,916.00						39,916.00	
MFT INTERNATIONAL CO	12-21129	31/12/2010	46,488.75	46,488.75						46,488.75	
COMPUCARE CENTER	12-21130	31/12/2010	26,245.00	26,245.00						26,245.00	
PC GILMORE CORP ASUS	12-21136	31/12/2010	46,198.00	46,198.00						46,198.00	
ACE BUILDERS NORTH E	12-21144	31/12/2010	48,000.00	48,000.00						48,000.00	
PC GILMORE CORP ASUS	12-21145	31/12/2010	46,198.00	46,198.00						46,198.00	
SUPERSERVE CORP	12-21163	31/12/2010	59,000.00	59,000.00						59,000.00	
LANDMARK HARDWARE	12-21166	31/12/2010	5,599.50	5,599.50						5,599.50	
PC DEPOT	12-21167	31/12/2010	48,000.00	48,000.00						48,000.00	
SPECTRAMIND SYSTEM T	12-21172	31/12/2010	7,280.00	7,280.00						7,280.00	
SPECTRAMIND SYSTEM T	12-21173	31/12/2010	7,280.00	7,280.00						7,280.00	
Compucare Cente	12-21180	31/12/2010	15,000.00	15,000.00						15,000.00	

**AGING OF DUE AND DEMANDABLE OBLIGATIONS**  
As of December 31, 2018

Department : State Universities and Colleges  
 Agency : University of the Philippines System  
 Operating Units : System  
 Organization Code (UACS) : 08-008-00-00000  
 Funding Source Code (as clustered): 101  
 (e.g. Old Fund Code: 101,102, 151)

Name of Creditor	Obligation Request			AGING OF DUE AND DEMANDABLE OBLIGATIONS						Remarks	
	Number	Date	Amount	Amount	90 days & below	91 to 180 days	181 to 270 days	271 to 360 days	Beyond 360 days		
											1
Cubix Making Wo	12-21181	31/12/2010	48,900.00	48,900.00						48,900.00	
Compucare Center	12-21184	31/12/2010	45,000.00	45,000.00						45,000.00	
Compucare Center	12-21185	31/12/2010	45,000.00	45,000.00						45,000.00	
Compucare Center	12-21186	31/12/2010	45,000.00	45,000.00						45,000.00	
STATE ALLIANCE ENT I	12-21189	31/12/2010	353,939.00	353,939.00						353,939.00	
WESTERN MARKETING	12-21190	31/12/2010	49,500.00	49,500.00						49,500.00	
DESIGN CREST	12-21209	31/12/2010	40,000.00	40,000.00						40,000.00	
MFT INTERNATIONAL CO	12-21212	31/12/2010	46,521.27	46,521.27						46,521.27	
MFT INTERNATIONAL CO	12-21213	31/12/2010	46,521.27	46,521.27						46,521.27	
MFT INTER CORP	12-21214	31/12/2010	44,798.26	44,798.26						44,798.26	
Compucare Cente	12-21216	31/12/2010	45,000.00	45,000.00						45,000.00	
Design Excellen	12-21217	31/12/2010	40,500.00	40,500.00						40,500.00	
QUICK FAB INNOVATIVE	12-21222	31/12/2010	31,500.00	31,500.00						31,500.00	
QUICK FAB INNOVATIVE	12-21223	31/12/2010	32,400.00	32,400.00						32,400.00	
MFT INTER CORP	12-21225	31/12/2010	14,593.29	14,593.29						14,593.29	
MFT INTER CORP	12-21226	31/12/2010	40,924.59	40,924.59						40,924.59	
NEMIE FURNITURE TRAD	12-21227	31/12/2010	47,600.00	47,600.00						47,600.00	
NEMIE FURNITURE TRAD	12-21228	31/12/2010	48,000.00	48,000.00						48,000.00	
GLOBAL INVENTIVE TEC	12-21233	31/12/2010	43,335.00	43,335.00						43,335.00	
SUPERSERVE CORP	12-21237	31/12/2010	11,700.00	11,700.00						11,700.00	
CUSTOMER FIRST	12-21275	31/12/2010	2,226.56	2,226.56						2,226.56	
GUILBERN CORPO	12-21285	31/12/2010	46,658.00	46,658.00						46,658.00	
Macare Medicals Inc.	12-21287	31/12/2010	165,798.00	165,798.00						165,798.00	
MARNAV MARINE ELEC	12-21297	31/12/2010	46,700.00	46,700.00						46,700.00	
ELITE SCIENTIFIC & D	12-21313	31/12/2010	48,688.00	48,688.00						48,688.00	
COMPLINK SM NORTH	12-21317	31/12/2010	29,490.00	29,490.00						29,490.00	
Mars Laboratory Inst	12-21340	31/12/2010	44,000.00	44,000.00						44,000.00	
ABENSON	12-21340	31/12/2010	47,220.00	47,220.00						47,220.00	
THE US SURPLUS	12-21354	31/12/2010	180,000.00	180,000.00						180,000.00	
ELITE SCIENTIFI	12-21369	31/12/2010	49,420.00	49,420.00						49,420.00	
See Manufacturing Co	12-21379	31/12/2010	31,840.00	31,840.00						31,840.00	
GOLDEN BAT	12-21380	31/12/2010	45,990.00	45,990.00						45,990.00	
Maitlink - switch hu	12-21380	31/12/2010	45,990.00	45,990.00						45,990.00	
Brownstone - compact	12-21386	31/12/2010	39,800.00	39,800.00						39,800.00	
Lifeline - micropipe	12-21387	31/12/2010	40,800.00	40,800.00						40,800.00	
Compucare Center - t	12-21402	31/12/2010	47,995.00	47,995.00						47,995.00	
Compucare Cente	12-21404	31/12/2010	30,645.00	30,645.00						30,645.00	
Compucare Cente	12-21405	31/12/2010	30,645.00	30,645.00						30,645.00	
Compucare Cente	12-21406	31/12/2010	30,645.00	30,645.00						30,645.00	
Compucare Cente	12-21407	31/12/2010	30,645.00	30,645.00						30,645.00	
Compucare Cente	12-21408	31/12/2010	30,645.00	30,645.00						30,645.00	
CONTRONICS	12-21417	31/12/2010	38,800.00	38,800.00						38,800.00	
SUPERSERVE	12-21424	31/12/2010	49,500.00	49,500.00						49,500.00	
FLEXY COMPONENT	12-21427	31/12/2010	46,200.00	46,200.00						46,200.00	
PC EXPRESS	12-21436	31/12/2010	47,500.00	47,500.00						47,500.00	
PC EXPRESS	12-21437	31/12/2010	48,400.00	48,400.00						48,400.00	
NEW SCAFFWORKS	12-21441	31/12/2010	8,790.00	8,790.00						8,790.00	
SUPERSERVE	12-21443	31/12/2010	50,000.00	50,000.00						50,000.00	
SUPERSERVE	12-21451	31/12/2010	50,000.00	50,000.00						50,000.00	
SUPERSERVE	12-21452	31/12/2010	49,500.00	49,500.00						49,500.00	
COMPUCARE	12-21453	31/12/2010	45,730.00	45,730.00						45,730.00	
COMPUCARE	12-21454	31/12/2010	49,990.00	49,990.00						49,990.00	
COMPUCARE	12-21455	31/12/2010	47,940.00	47,940.00						47,940.00	

AGING OF DUE AND DEMANDABLE OBLIGATIONS  
As of December 31, 2018

Department : State Universities and Colleges  
 Agency : University of the Philippines System  
 Operating Units : System  
 Organization Code (UACS) : 08-008-00-00000  
 Funding Source Code (as clustered): 101  
 (e.g. Old Fund Code: 101,102, 151)


Name of Creditor	Obligation Request			AGING OF DUE AND DEMANDABLE OBLIGATIONS						Remarks	
	Number	Date	Amount	Amount	90 days & below	91 to 180 days	181 to 270 days	271 to 360 days	Beyond 360 days		
											1
SUPERSERVE	12-21458	31/12/2010	39,900.00	39,900.00						39,900.00	
SUPERSERVE	12-21459	31/12/2010	49,000.00	49,000.00						49,000.00	
SUPERSERVE	12-21460	31/12/2010	40,000.00	40,000.00						40,000.00	
SUPERSERVE	12-21461	31/12/2010	50,000.00	50,000.00						50,000.00	
ONE COMMERCE IN	12-21470	31/12/2010	5,000.00	5,000.00						5,000.00	
ACCENT MICRO TE	12-21478	31/12/2010	44,800.00	44,800.00						44,800.00	
ACCENT MICRO TE	12-21479	31/12/2010	30,500.00	30,500.00						30,500.00	
MFT Internation	51834-10	31/12/2010	49,675.60	49,675.60						49,675.60	
TM ABAD	11-15542	31/12/2010	6,482,809.33	6,482,809.33						6,482,809.33	
RR ENCABO CONSTRUCTI	12-19494	31/12/2010	16,102,500.01	16,102,500.01						16,102,500.01	
DHN CONSTRUCTION	12-19805	31/12/2010	9,043,290.72	9,043,290.72						9,043,290.72	
DHN CONSTRUCTION	12-20017	31/12/2010	15,101,689.90	15,101,689.90						15,101,689.90	
RN FERRER AND ASSOCI	12-20018	31/12/2010	649,600.00	649,600.00						649,600.00	
PHILIPP'S TECHNICAL	12-20108	31/12/2010	421,480.00	421,480.00						421,480.00	
MERALCO	12-20213	31/12/2010	1,669,282.47	1,669,282.47						1,669,282.47	
MERALCO	12-20613	31/12/2010	2,906,765.00	2,906,765.00						2,906,765.00	
RIZE INNOVATIONS	12-20614	31/12/2010	3,160,801.60	3,160,801.60						3,160,801.60	
JD LEGASPI CONST	12-20671	31/12/2010	7,387,786.90	7,387,786.90						7,387,786.90	
JD LEGASPI CONS	12-21105	31/12/2010	2,295,951.43	2,295,951.43						2,295,951.43	
CHINA STATE PHIL	12-21110	31/12/2010	10,130,771.21	10,130,771.21						10,130,771.21	
CHINA STATE PHIL	12-21193	31/12/2010	6,592,660.81	6,592,660.81						6,592,660.81	
ASSET BUILDERS CORPO	12-21196	31/12/2010	23,533,219.54	23,533,219.54						23,533,219.54	
DHN CONSTRUCTIO	12-21320	31/12/2010	897,697.07	897,697.07						897,697.07	
CHINA STATE	12-21420	31/12/2010	944,956.92	944,956.92						944,956.92	
CHINA STATE PHILS	12-21423	31/12/2009	7,134,247.08	7,134,247.08						7,134,247.08	
CHINA STATE PHILS	12-16626	31/12/2009	8,429,584.65	8,429,584.65						8,429,584.65	
DCCD ENGG CORPORATION	12-16627	31/12/2009	554,146.69	554,146.69						554,146.69	
EMQ DESIGN	12-18297	31/12/2009	2,859,950.24	2,859,950.24						2,859,950.24	
LUCKY STAR CONSTRUCTION	12-18334	31/12/2009	8,331,576.90	8,331,576.90						8,331,576.90	
PHILIPP'S TECHNICAL	12-18313	31/12/2009	421,480.00	421,480.00						421,480.00	
RN FERRER & ASSOCIATES	06-07182	31/12/2009	364,815.36	364,815.36						364,815.36	
TCGI ENGINEERS	09-11104	31/12/2009	105,046.79	105,046.79						105,046.79	
TCGI Engineers	09-11447	31/12/2008	365,982.40	365,982.40						365,982.40	
TCGI Engineers	12-16980	31/12/2008	291,939.20	291,939.20						291,939.20	
UNITED TECHNOLOGIES -FOUR	12-16981	31/12/2007	387,223.36	387,223.36						387,223.36	
UNITED TECHNOLOGIES -FOUR	12-17280	31/12/2007	1,352,846.88	1,352,846.88						1,352,846.88	
NR EUSTAQUIO ENTERPRISES, INC.	10118-101346	12/31/2018	108,000.00	108,000.00	108,000.00						
FFJJ CONSTRUCTION	CO-16-11-6084	12/31/2016	8,689,678.08	8,689,678.08	8,689,678.08						
KRIS DB CONSTRUCTION AND SUPPLY	CO-15-11-2024	12/31/2016	1,681,015.40	1,681,015.40	1,681,015.40						
MICRO-ASIA BUILDERS CORPORATION	06-102101-2017-10-4216	12/31/2017	2,223,358.50	2,223,358.50	2,223,358.50						
MICRO-ASIA BUILDERS CORPORATION	06-102101-2017-08-3472	12/31/2017	8,454,721.41	8,454,721.41	8,454,721.41						
MICRO-ASIA BUILDERS CORPORATION	CO-16-11-6083	12/31/2017	9,811,069.25	9,811,069.25	9,811,069.25						
MICRO-ASIA BUILDERS CORPORATION/ SILVER DRAGON CONSTRUCT	06-102101-2017-08-3472	12/31/2017	21,219,578.05	21,219,578.05	21,219,578.05						
CEBU FAR EASTERN DRUG, INC.	06-102101-2017-12-5603	12/31/2016	455,202.00	455,202.00	455,202.00						
GOLDEN BAT (FAR EAST) INC.	06-102101-2017-12-5602	12/31/2016	1,599,102.45	1,599,102.45	1,599,102.45						
KRYPTON INDUSTRIAL RESOURCES CO.	06-102101-2017-12-5604	12/31/2016	344,520.00	344,520.00	344,520.00						
LABTRADERS, INC.	06-102101-2017-12-5601	12/31/2016	59,400.00	59,400.00	59,400.00						
MICRO-BIOLOGICAL LABORATORY INC.	06-102101-2017-12-5606	12/31/2016	412,830.00	412,830.00	412,830.00						
ILOILO IZEEM COMMERCIAL	06-102101-2017-12-5615	12/31/2016	141,170.00	141,170.00	141,170.00						
LABTRADERS, INC.	06-102101-2017-12-5601	12/31/2016	197,138.70	197,138.70	197,138.70						
PRINCE VALIANT INTERNATIONAL CORP.	06-102101-2017-12-5600	12/31/2016	1,210,770.00	1,210,770.00	1,210,770.00						
DYNALAB CORPORATION	06-102101-2017-12-5614	12/31/2016	200,000.00	200,000.00	200,000.00						
GOLDEN BAT (FAR EAST) INC.	06-102101-2017-12-5602	12/31/2016	330,016.50	330,016.50	330,016.50						





AGING OF DUE AND DEMANDABLE OBLIGATIONS  
As of December 31, 2018

Department : State Universities and Colleges  
 Agency : University of the Philippines System  
 Operating Units : System  
 Organization Code (UACS) : 08-008-00-00000  
 Funding Source Code (as clustered): 101  
 (e.g. Old Fund Code: 101,102, 151)

Name of Creditor	Obligation Request			AGING OF DUE AND DEMANDABLE OBLIGATIONS						Remarks
	Number	Date	Amount	Amount	90 days & below	91 to 180 days	181 to 270 days	271 to 360 days	Beyond 360 days	
				5	6	7	8	9	10	
KRYPTON INDUSTRIAL RESOURCES CO.	06-102101-2017-12-5604	12/31/2016	420,552.00	420,552.00	420,552.00					
LEVINS INTERNATIONAL CORP.	06-102101-2017-12-5610	12/31/2016	325,710.00	325,710.00	325,710.00					
MOLAVE TRADING INC.	06-102101-2017-12-5613	12/31/2016	2,251,226.83	2,251,226.83	2,251,226.83					
GOLDEN BAT (FAR EAST) INC.	06-102101-2017-12-5559	12/31/2016	6,172,149.15	6,172,149.15	6,172,149.15					
GOLDQUEST BIOTECHNOLOGIES, INC.	06-102101-2017-12-5560	12/31/2016	2,513,400.12	2,513,400.12	2,513,400.12					
INSTRUMIX SUPPLIER, INC.	06-102101-2017-12-5561	12/31/2016	9,976,230.00	9,976,230.00	9,976,230.00					
ITS SCIENCE INC.	06-102101-2017-11-4660	12/31/2016	4,698,342.00	4,698,342.00	4,698,342.00					
ITS SCIENCE INC.	06-102101-2017-12-5562	12/31/2016	1,406,700.00	1,406,700.00	1,406,700.00					
KRYPTON INDUSTRIAL RESOURCES, CO.	06-102101-2017-12-5564	12/31/2016	3,171,960.00	3,171,960.00	3,171,960.00					
KRYPTON INDUSTRIAL RESOURCES, CO.	06-102101-2017-11-4656	12/31/2016	384,120.00	384,120.00	384,120.00					
DYNALAB CORPORATION	06-102101-2017-12-5574	12/31/2016	773,693.91	773,693.91	773,693.91					
PRINCE VALIANT INTERNATIONAL CORP.	06-102101-2017-12-5580	12/31/2016	313,200.00	313,200.00	313,200.00					
YANA CHEMODITIES, INC.	06-102101-2017-11-4676	12/31/2016	44,800.00	44,800.00	44,800.00					
KRIS DB CONSTRUCTION AND SUPPLY	CO-15-11-1935	12/31/2015	2,312,855.53	2,312,855.53	2,312,855.53					
DYNALAB CORPORATION	17-12-18471	12/31/2017	1,889,560.00	1,889,560.00	1,889,560.00					
DEX-SAL BUILDERS	EO17-12-0948	12/31/2016	1,896,118.80	1,896,118.80	1,896,118.80					
UPS COE ACCOUNT	01-17-12-0723	12/31/2017	78,039,010.00	78,039,010.00	78,039,010.00					
UPS COE ACCOUNT	01-17-12-0724	12/31/2017	29,587,349.00	29,587,349.00	29,587,349.00					
OFFICEBOX ENTERPRISES	2018-2406	12/31/2018	127,300.00	127,300.00	127,300.00					
OFFICEBOX ENTERPRISES	2018-2381	12/31/2018	23,000.00	23,000.00	23,000.00					
OFFICEBOX ENTERPRISES	2018-2407	12/31/2018	21,250.00	21,250.00	21,250.00					
TFE SALES MARKETING CORP.	2018-2198	12/31/2018	30,750.00	30,750.00	30,750.00					
SPRING EVENTS AND PRODUCTIONS GROUP INC.	2018-2449	12/31/2018	60,400.00	60,400.00	60,400.00					
DAKAY CONSTRUCTION & DEVT. CORP	2016-101-2764	12/31/2016	15,260,932.94	15,260,932.94	15,260,932.94					
BLACKRAM BUILDERS INC.	OBR#LFP-17-11-03	12/31/2016	565,849.38	565,849.38	565,849.38					
J2M BUILDERS	LFP#18-09-001	12/31/2018	720,000.00	720,000.00	720,000.00					
M.E. SICAT CONSTRUCTION, INCORPORATED	01-14-12-0979	12/31/2014	2,000,000.00	2,000,000.00	2,000,000.00					
OFFICEBOX ENTERPRISES	2018-2415	12/31/2018	5,900.00	5,900.00	5,900.00					
<b>TOTAL</b>			<b>4,126,568,722.29</b>	<b>4,120,242,983.15</b>	<b>1,568,169,686.72</b>	<b>232,410,385.30</b>	<b>141,672,871.44</b>	<b>124,030,113.76</b>	<b>2,053,959,925.92</b>	

Certified Correct by:  
  
 SUSAN C. SANCHEZ  
 Director, UPS Accounting Office  
 Date:

Certified Correct by:  
  
 NORDEN P. ESCULTURA  
 Director, UPS Budget Office  
 Date:

Approved by:  
  
 JOSELITO G. FLORENZO  
 Vice President for Planning and Finance  
 Date: **JAN 14 2019**