

QUARTERLY PHYSICAL REPORT OF OPERATION

As of June 30, 2022


Department : State Universities and Colleges (SUCs)
 Agency : University of the Philippines System
 Operating Unit : < not applicable >
 Organization Code (UACS) : 08 008 0000000

Particulars	UACS CODE	Physical Target (Budget Year)					Physical Accomplishment (Budget Year)					Variance	Remarks
		1st Quarter	2nd Quarter	3rd Quarter	4th Quarter	Total	1st Quarter	2nd Quarter	3rd Quarter	4th Quarter	Total		
1	2	3	4	5	6	7	8	9	10	11	12	13	14
HIGHER EDUCATION PROGRAM	310100000000000												
OO : Relevant and quality tertiary education ensured to achieve inclusive													
Outcome Indicators													
1. Percentage of first-time licensure exam takers that pass the licensure exams		85%	85%	85%	85%	85%	96.97%	96%					
						(1,855 out of 2,183)	160 out of 165	432 out of 450					
2. Percentage of graduates (2 years prior) that are employed		83%	83%	83%	83%	83%	93.62%	93.94%					
						(1,494 out of 1,800)	44 out of 47	93 out of 99					
Output Indicators													
1. Percentage of undergraduate students enrolled in CHED-identified and RDC-identified priority programs		N/A	55%	55%	55%	55%	54.62%	50.04%					
						(37,799 out of 68,725)	(10,722 out of 19,630)	(2,246 out of 4,488)					
2. Percentage of undergraduate programs with accreditation		N/A	N/A	N/A	N/A	N/A	N/A	N/A					
ADVANCED EDUCATION PROGRAM	320100000000000												
OO : Higher education research improved to promote economic													
Outcome Indicators													
1. Percentage of graduate school faculty engaged in research work applied in any of the following:													
a. pursuing advanced research degree programs (Ph.D.) or		6%	6%	6%	6%	6%	11%	9.88%					
						(90 out of 1,497)	(14 out of 129)	(59 out of 597)					
b. actively pursuing within the last three (3) years (Investigative research, basic and applied scientific research, policy research, social science research) or		45%	45%	45%	45%	45%	96%	73.20%					
						(674 out of 1,497)	(124 out of 129)	(437 out of 597)					
c. producing technologies for commercialization or livelihood improvement or		2%	2%	2%	2%	2%	2%	2.18%					
						(30 out of 1,497)	(2 out of 129)	(13 out of 597)					
d. whose research work resulted in an extension program		3%	3%	3%	3%	3%	2%	3.69%					
						(45 out of 1,497)	(2 out of 129)	(22 out of 597)					
Output Indicators													
1. Percentage of graduate students enrolled in research degree programs		N/A	50%	50%	50%	50%	64.61%	62.16%					
						(16,447 out of 32,894)	(4,898 out of 7,581)	(992 out of 1,596)					
2. Percentage of accredited graduate programs		N/A	N/A	N/A	N/A	N/A	N/A	N/A					
RESEARCH PROGRAM	320200000000000												
OO : Higher education research improved to promote economic													
Outcome Indicator													
1. Number of research outputs in the last three years utilized by the industry or by other beneficiaries		250	225	250	200	950	676	22					
Output Indicators													
1. Number of research outputs completed		200	200	200	200	800	197	136					

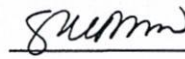
Department : State Universities and Colleges (SUCs)
 Agency : University of the Philippines System
 Operating Unit : < not applicable >
 Organization Code (UACS) : 08 008 0000000

Particulars	UACS CODE	Physical Target (Budget Year)					Physical Accomplishment (Budget Year)					Variance	Remarks
		1st Quarter	2nd Quarter	3rd Quarter	4th Quarter	Total	1st Quarter	2nd Quarter	3rd Quarter	4th Quarter	Total		
1	2	3	4	5	6	7	8	9	10	11	12	13	14
within the year													
2. Percentage of research outputs published		47%	47%	47%	47%	47%	68.75%	71.43%					
In Internationally-refereed or CHED						(336 out of 714)	(72 out of 105)	(50 out of 70)					
recognized journal within the year													
TECHNICAL ADVISORY EXTENSION PROGRAM	3301000000000000												
OO : Community engagement increased													
Outcome Indicator													
1. Number of active partnerships with LGUs,		50	50	50	50	200	299	12					
industries, NGOs, NGAs, SMEs, and													
other stakeholders as a result of													
extension activities													
Output Indicators													
1. Number of trainees weighted by the		13,000.00	14,500.00	14,500.00	13,000.00	55,000	15,027	6,378.75					
length of training													
2. Number of extension programs organized		100	275	225	150	750	113	76					
and supported consistent with the SUC's													
mandated and priority programs													
3. Percentage of beneficiaries who rate the		90%	90%	90%	90%	90%	99.79%	99.83%					
training course/s as satisfactory						(48,150 out of 53,500)	(21,660 out of 21,705)	(6,914 out of 6,940)					
or higher in terms of quality and relevance													
HOSPITAL SERVICES PROGRAM	3401000000000000												
OO : Quality medical education and hospital services ensured													
Outcome Indicator													
1. Hospital infection rate		0.75%	0.75%	0.75%	0.75%	0.75%	0.69% (56 out of 8,365)	0.33% (36 out of 10,977)					
Output Indicators													
1. Doctor to hospital bed ratio		0.84	0.84	0.84	0.84	0.84	0.81 (968 to 1,194)	0.90 (1,072 to 1,190)					
2. Bed occupancy rate		75%	75%	75%	75%	75%	80.72% (70,321 out of 87,120)	81.39% (89,154 out of 97,552)					
3. Average inpatient waiting time for elective		7 weeks	7 weeks	7 weeks	7 weeks	7 weeks	6 weeks	7 weeks					
surgeries													

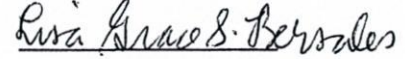
Prepared By:


 VIRGLIO D. LLENARESAS
 Head, Planning Services Division
 UP System Budget Office

Recommending Approval:


 NOREEN P. ESCULTURA
 Director, UP System Budget Office

Approved By:


 LISA GRACE S. BERSALES, Ph.D.
 Vice-President for Planning and Finance