

SUMMARY OF APPROPRIATIONS, ALLOTMENTS, OBLIGATIONS, DISBURSEMENTS AND BALANCES BY OBJECT OF EXPENDITURES

As at the Quarter Ending June 30, 2022

Department : State Universities and Colleges (SUCs)
 Agency : University of the Philippines System
 Operating Unit : < not applicable >
 Organization Code (UACS) : 08 008 0000000
 Fund Cluster : 01 Regular Agency Fund


X	Current Year Appropriations
	Supplemental Appropriations
	Continuing Appropriations

(e.g. UACS Fund Cluster: 01-Regular Agency Fund, 02-Foreign Assisted Projects Fund, 03-Special Account-Locally Funded/Domestic Grants Fund, and 04-Special Account-Foreign Assisted/Foreign Grants Fund)

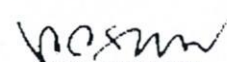
Particulars	UACS CODE	Appropriations			Allotments					Obligations				TOTAL
		Authorized Appropriations	Adjustments (Transfer To/From, Modifications/ Augmentations)	Adjusted Appropriations	Allotments Received	Adjustments (Reductions, Modifications/ Augmentations)	Transfer To	Transfer From	Adjusted Allotments	1st Quarter Ending March 31	2nd Quarter Ending June 30	3rd Quarter Ending Sept. 30	4th Quarter Ending Dec. 31	
1	2	3	4	5=(3+4)	6	7	8	9	10=[(6+(-)7)-8+9]	11	12	13	14	15=(11+12+13+14)
Other Maintenance and Operating Expenses	5029999000	939,790,000.00	120,174,361.63	1,059,964,361.63	649,203,000.00	120,174,361.63	0.00	0.00	769,377,361.63	143,214,763.60	142,104,682.65	0.00	0.00	285,319,446.25
Other Maintenance and Operating Expenses	5029999099	939,790,000.00	120,174,361.63	1,059,964,361.63	649,203,000.00	120,174,361.63	0.00	0.00	769,377,361.63	143,214,763.60	142,104,682.65	0.00	0.00	285,319,446.25
Capital Outlays		2,593,084,000.00	0.00	2,593,084,000.00	1,026,000,000.00	0.00	0.00	0.00	1,026,000,000.00	461,000,000.00	0.00	0.00	0.00	461,000,000.00
Property, Plant and Equipment Outlay	5060400000	2,593,084,000.00	0.00	2,593,084,000.00	1,026,000,000.00	0.00	0.00	0.00	1,026,000,000.00	461,000,000.00	0.00	0.00	0.00	461,000,000.00
Buildings and Other Structures	5060404000	1,723,000,000.00	0.00	1,723,000,000.00	826,000,000.00	0.00	0.00	0.00	826,000,000.00	461,000,000.00	0.00	0.00	0.00	461,000,000.00
Buildings	5060404001	1,205,000,000.00	0.00	1,205,000,000.00	626,000,000.00	0.00	0.00	0.00	626,000,000.00	461,000,000.00	0.00	0.00	0.00	461,000,000.00
School Buildings	5060404002	215,000,000.00	0.00	215,000,000.00	30,000,000.00	0.00	0.00	0.00	30,000,000.00	0.00	0.00	0.00	0.00	0.00
Hospitals and Health Centers	5060404003	3,000,000.00	0.00	3,000,000.00	0.00	0.00	0.00	0.00	0.00	0.00	0.00	0.00	0.00	0.00
Hostels and Dormitories	5060404006	270,000,000.00	0.00	270,000,000.00	140,000,000.00	0.00	0.00	0.00	140,000,000.00	0.00	0.00	0.00	0.00	0.00
Other Structures	5060404099	30,000,000.00	0.00	30,000,000.00	30,000,000.00	0.00	0.00	0.00	30,000,000.00	0.00	0.00	0.00	0.00	0.00
Machinery and Equipment Outlay	5060405000	821,684,000.00	0.00	821,684,000.00	200,000,000.00	0.00	0.00	0.00	200,000,000.00	0.00	0.00	0.00	0.00	0.00
Information and Communication Technology Equipment	5060405003	285,000,000.00	0.00	285,000,000.00	200,000,000.00	0.00	0.00	0.00	200,000,000.00	0.00	0.00	0.00	0.00	0.00
Medical Equipment	5060405011	318,884,000.00	0.00	318,884,000.00	0.00	0.00	0.00	0.00	0.00	0.00	0.00	0.00	0.00	0.00
Technical and Scientific Equipment	5060405014	35,000,000.00	0.00	35,000,000.00	0.00	0.00	0.00	0.00	0.00	0.00	0.00	0.00	0.00	0.00
Other Machinery and Equipment	5060405099	183,000,000.00	0.00	183,000,000.00	0.00	0.00	0.00	0.00	0.00	0.00	0.00	0.00	0.00	0.00
Transportation Equipment Outlay	5060406000	40,000,000.00	0.00	40,000,000.00	0.00	0.00	0.00	0.00	0.00	0.00	0.00	0.00	0.00	0.00
Motor Vehicles	5060406001	40,000,000.00	0.00	40,000,000.00	0.00	0.00	0.00	0.00	0.00	0.00	0.00	0.00	0.00	0.00
Furniture, Fixtures and Books Outlay	5060407000	8,400,000.00	0.00	8,400,000.00	0.00	0.00	0.00	0.00	0.00	0.00	0.00	0.00	0.00	0.00
Furniture and Fixtures	5060407001	8,400,000.00	0.00	8,400,000.00	0.00	0.00	0.00	0.00	0.00	0.00	0.00	0.00	0.00	0.00
B. AUTOMATIC APPROPRIATIONS		1,208,566,000.00	0.00	1,208,566,000.00	1,208,566,000.00	0.00	0.00	0.00	1,208,566,000.00	211,179,333.48	224,591,581.26	0.00	0.00	435,770,914.74
Retirement and Life Insurance Premiums		1,208,566,000.00	0.00	1,208,566,000.00	1,208,566,000.00	0.00	0.00	0.00	1,208,566,000.00	211,179,333.48	224,591,581.26	0.00	0.00	435,770,914.74
C. SPECIAL PURPOSE FUNDS		0.00	323,014,177.00	323,014,177.00	0.00	323,014,177.00	0.00	0.00	323,014,177.00	0.00	308,098,518.90	0.00	0.00	308,098,518.90
Miscellaneous Personnel Benefits Fund		0.00	323,014,177.00	323,014,177.00	0.00	323,014,177.00	0.00	0.00	323,014,177.00	0.00	308,098,518.90	0.00	0.00	308,098,518.90
Other Compensation	5010200000	0.00	318,499,360.00	318,499,360.00	0.00	318,499,360.00	0.00	0.00	318,499,360.00	0.00	308,098,518.90	0.00	0.00	308,098,518.90
Other Bonuses and Allowances		0.00	318,499,360.00	318,499,360.00	0.00	318,499,360.00	0.00	0.00	318,499,360.00	0.00	308,098,518.90	0.00	0.00	308,098,518.90
Performance Based Bonus - Civilian	5010299014	0.00	318,499,360.00	318,499,360.00	0.00	318,499,360.00	0.00	0.00	318,499,360.00	0.00	308,098,518.90	0.00	0.00	308,098,518.90
Other Personnel Benefits	5010400000	0.00	4,514,817.00	4,514,817.00	0.00	4,514,817.00	0.00	0.00	4,514,817.00	0.00	0.00	0.00	0.00	0.00
Other Personnel Benefits	5010498099	0.00	4,514,817.00	4,514,817.00	0.00	4,514,817.00	0.00	0.00	4,514,817.00	0.00	0.00	0.00	0.00	0.00
GRAND TOTAL		25,800,595,000.00	323,014,177.00	25,923,609,177.00	21,711,424,000.00	323,014,177.00	0.00	0.00	22,034,438,177.00	3,411,734,055.98	4,367,940,544.72	0.00	0.00	7,779,674,600.70

This report was generated using the Unified Reporting System on 03/08/2022 15:45 version.FAR1A.2.5 ; Status : SUBMITTED

Certified Correct:


 ARSENIO R. PAGADOR JR.
 BUDGET OFFICER V

Certified Correct:


 SUSAN C. SANCHEZ
 DIRECTOR II/CHIEF ACCOUNTANT

Recommending Approval:


 NOREEN P. ESCULTURA
 DIRECTOR IV

Approved By:


 LISA GRACE S. BERSALES
 VICE-PRESIDENT FOR PLANNING AND FINANCE

SUMMARY OF APPROPRIATIONS, ALLOTM

As at the Quarter Ending June 30, 2022

Department : State Universities and Col
 Agency : University of the Philippin
 Operating Unit : < not applicable >
 Organization Code (UACS) : 08 008 0000000
 Fund Cluster : 01 Regular Agency Fund
 (e.g. UACS Fund Cluster: 1

Particulars	UACS CODE	Disbursements					Balances				
		1st Quarter Ending March 31	2nd Quarter Ending June 30	3rd Quarter Ending Sept. 30	4th Quarter Ending Dec. 31	TOTAL	Unreleased Appropriations	Unobligated Allotments	Unpaid Obligations (15-20)=(23+24)		
		16	17	18	19	20=(16+17+18+19)	21=(5-10)	22=(10-15)	Due and Demandable	Not Yet Due and Demandable	
SUMMARY		2,724,753,768.10	4,327,080,987.92	0.00	0.00	7,051,834,756.02	3,889,171,000.00	14,254,763,576.30	0.00	727,839,844.68	
A. AGENCY SPECIFIC BUDGET		2,522,918,070.28	3,840,049,933.26	0.00	0.00	6,362,968,003.54	3,889,171,000.00	13,467,052,832.94	0.00	672,837,163.52	
Personnel Services		2,178,818,267.32	2,971,107,854.26	0.00	0.00	5,149,926,121.58	418,678,000.00	8,036,078,851.04	0.00	285,482,027.38	
Salaries and Wages	5010100000	1,875,962,776.55	1,888,665,928.25	0.00	0.00	3,862,628,704.80	0.00	6,195,876,145.73	0.00	130,789,085.32	
Salaries and Wages - Regular	5010101000	1,798,524,797.73	1,854,019,511.19	0.00	0.00	3,652,544,308.92	0.00	6,087,030,031.83	0.00	90,899,407.94	
Basic Salary - Civilian	5010101001	1,798,524,797.73	1,854,019,511.19	0.00	0.00	3,652,544,308.92	0.00	6,087,030,031.83	0.00	90,899,407.94	
Salaries and Wages - Casual/Contractual	5010102000	77,437,978.82	132,646,417.06	0.00	0.00	210,084,395.88	0.00	108,846,113.90	0.00	39,889,677.38	
Other Compensation	5010200000	243,319,658.04	914,726,742.21	0.00	0.00	1,158,046,400.25	0.00	1,609,720,341.80	0.00	144,905,566.21	
Personal Economic Relief Allowance (PERA)	5010201000	76,037,351.85	77,967,164.37	0.00	0.00	154,004,516.22	0.00	144,629,501.88	0.00	12,369,981.92	
PERA - Civilian	5010201001	76,037,351.85	77,967,164.37	0.00	0.00	154,004,516.22	0.00	144,629,501.88	0.00	12,369,981.92	
Representation Allowance (RA)	5010202000	14,014,124.45	15,702,941.70	0.00	0.00	29,717,066.15	0.00	1,657,784.00	0.00	2,766,312.99	
Transportation Allowance (TA)	5010203000	13,158,123.81	15,128,574.25	0.00	0.00	28,286,698.06	0.00	962,902.00	0.00	5,087,837.73	
Transportation Allowance (TA)	5010203001	13,158,123.81	15,128,574.25	0.00	0.00	28,286,698.06	0.00	962,902.00	0.00	5,087,837.73	
Clothing/Uniform Allowance	5010204000	15,000.00	76,089,000.00	0.00	0.00	76,104,000.00	0.00	4,524,000.00	0.00	1,904,000.00	
Clothing/Uniform Allowance - Civilian	5010204001	15,000.00	76,089,000.00	0.00	0.00	76,104,000.00	0.00	4,524,000.00	0.00	1,904,000.00	
Subsistence Allowance (SA)	5010205000	13,105,252.73	11,588,492.00	0.00	0.00	24,693,744.73	0.00	0.00	0.00	3,471,940.00	
Subsistence Allowance - Magna Carta Benefits for Science and Technology under R.A. 8439	5010205002	0.00	12,000.00	0.00	0.00	12,000.00	0.00	0.00	0.00	0.00	
Subsistence Allowance - Magna Carta for Public Health Workers under R.A. 7305	5010205003	13,105,252.73	11,576,492.00	0.00	0.00	24,681,744.73	0.00	0.00	0.00	3,471,940.00	
Laundry Allowance (LA)	5010206000	2,030,434.61	2,065,383.87	0.00	0.00	4,095,818.48	0.00	0.00	0.00	120,086.24	
Laundry Allowance - Civilian	5010206001	53,850.00	98,618.20	0.00	0.00	150,468.20	0.00	0.00	0.00	0.00	
Laundry Allowance - Magna Carta Benefits for Public Health Workers under R.A. 7305	5010206004	1,976,584.61	1,966,765.67	0.00	0.00	3,943,353.28	0.00	0.00	0.00	120,086.24	
Quarters Allowance (QA)	5010207000	17,330.00	17,783.00	0.00	0.00	35,113.00	0.00	0.00	0.00	0.00	
Quarters Allowance - Civilian	5010207001	17,330.00	17,783.00	0.00	0.00	35,113.00	0.00	0.00	0.00	0.00	
Honoraria	5010210000	18,405,416.39	25,101,123.01	0.00	0.00	43,506,539.40	0.00	168,282,852.45	0.00	10,544,702.98	
Honoraria - Civilian	5010210001	17,841,416.39	24,606,123.01	0.00	0.00	42,447,539.40	0.00	158,145,668.65	0.00	10,544,702.98	
Honoraria - Magna Carta Benefits for Science and Technology under R.A. 8439	5010210003	564,000.00	495,000.00	0.00	0.00	1,059,000.00	0.00	10,137,183.80	0.00	0.00	
Hazard Pay (HP)	5010211000	100,286,614.47	87,860,205.44	0.00	0.00	188,146,819.91	0.00	141,629,231.69	0.00	29,027,609.74	
Hazard Pay	5010211001	1,335,101.30	2,134,852.59	0.00	0.00	3,469,953.89	0.00	0.00	0.00	22,500.00	
HP - Magna Carta Benefits for Public Health Workers under R.A. 7305	5010211005	98,951,513.17	85,725,352.85	0.00	0.00	184,676,866.02	0.00	141,629,231.69	0.00	29,005,109.74	
Longevity Pay (LP)	5010212000	302,875.41	702,236.71	0.00	0.00	1,005,112.12	0.00	0.00	0.00	31,759.80	
Longevity Pay - Civilian	5010212001	293,664.61	697,531.31	0.00	0.00	991,295.92	0.00	0.00	0.00	31,759.80	
Longevity Pay - Magna Carta Benefits for Science and Technology under R.A. 8439	5010212003	9,210.80	4,605.40	0.00	0.00	13,816.20	0.00	0.00	0.00	0.00	
Longevity Pay - Magna Carta Benefits for Public Health Workers under R.A. 7305	5010212004	0.00	0.00	0.00	0.00	0.00	0.00	0.00	0.00	0.00	
Overtime and Night Pay	5010213000	5,778,345.99	6,195,860.05	0.00	0.00	11,974,206.04	0.00	0.00	0.00	230,899.42	
Overtime Pay	5010213001	1,486,371.33	3,417,154.20	0.00	0.00	4,903,525.53	0.00	0.00	0.00	84,981.37	

SUMMARY OF APPROPRIATIONS, ALLOTM

As at the Quarter Ending June 30, 2022

Department : State Universities and Col
 Agency : University of the Philippin
 Operating Unit : < not applicable >
 Organization Code (UACS) : 08 008 0000000
 Fund Cluster : 01 Regular Agency Fund
 (e.g. UACS Fund Cluster:)

Particulars	UACS CODE	Disbursements					Balances				
		1st Quarter Ending March 31	2nd Quarter Ending June 30	3rd Quarter Ending Sept. 30	4th Quarter Ending Dec. 31	TOTAL	Unreleased Appropriations	Unobligated Allotments	Unpaid Obligations (15-20)=(23+24)		
		16	17	18	19	20=(16+17+18+19)	21=(5-10)	22=(10-15)	23	24	
Night-shift Differential Pay	5010213002	4,291,974.86	2,778,705.85	0.00	0.00	7,070,680.51	0.00	0.00	0.00	145,918.05	
Year End Bonus	5010214000	0.00	0.00	0.00	0.00	0.00	0.00	839,284,000.00	0.00	0.00	
Bonus - Civilian	5010214001	0.00	0.00	0.00	0.00	0.00	0.00	839,284,000.00	0.00	0.00	
Cash Gift	5010215000	0.00	0.00	0.00	0.00	0.00	0.00	65,505,000.00	0.00	0.00	
Cash Gift - Civilian	5010215001	0.00	0.00	0.00	0.00	0.00	0.00	65,505,000.00	0.00	0.00	
Mid-Year Bonus - Civilian	5010218000	136,455.00	596,277,977.81	0.00	0.00	596,414,432.81	0.00	177,740,069.80	0.00	79,350,435.39	
Mid-Year Bonus - Civilian	5010218001	136,455.00	596,277,977.81	0.00	0.00	596,414,432.81	0.00	177,740,069.80	0.00	79,350,435.39	
Other Bonuses and Allowances	5010299000	32,333.33	30,000.00	0.00	0.00	62,333.33	0.00	65,505,000.00	0.00	0.00	
Special Duty Allowance - Civilian	5010299007	32,333.33	30,000.00	0.00	0.00	62,333.33	0.00	0.00	0.00	0.00	
Collective Negotiation Agreement Incentive - Civilian	5010299011	0.00	0.00	0.00	0.00	0.00	0.00	0.00	0.00	0.00	
Productivity Enhancement Incentive - Civilian	5010299012	0.00	0.00	0.00	0.00	0.00	0.00	65,505,000.00	0.00	0.00	
Personnel Benefit Contributions	5010300000	28,240,976.43	28,806,867.78	0.00	0.00	57,047,844.21	0.00	87,664,261.26	0.00	5,105,894.53	
Pag-IBIG Contributions	5010302000	3,194,100.00	3,500,100.00	0.00	0.00	6,694,200.00	0.00	8,351,900.00	0.00	674,900.00	
Pag-IBIG - Civilian	5010302001	3,194,100.00	3,500,100.00	0.00	0.00	6,694,200.00	0.00	8,351,900.00	0.00	674,900.00	
PhilHealth Contributions	5010303000	21,228,847.55	22,233,793.30	0.00	0.00	43,462,640.85	0.00	71,529,263.81	0.00	3,384,095.34	
PhilHealth - Civilian	5010303001	21,228,847.55	22,233,793.30	0.00	0.00	43,462,640.85	0.00	71,529,263.81	0.00	3,384,095.34	
Employees Compensation Insurance Premiums (ECIP)	5010304000	3,818,028.88	3,072,974.48	0.00	0.00	6,891,003.36	0.00	7,783,097.45	0.00	1,046,899.19	
ECIP - Civilian	5010304001	3,818,028.88	3,072,974.48	0.00	0.00	6,891,003.36	0.00	7,783,097.45	0.00	1,046,899.19	
Other Personnel Benefits	5010400000	31,294,856.30	40,908,316.02	0.00	0.00	72,203,172.32	418,678,000.00	142,818,102.25	0.00	4,681,481.32	
Retirement Gratuity	5010402000	1,255,925.22	0.00	0.00	0.00	1,255,925.22	0.00	0.00	0.00	0.00	
Retirement Gratuity - Civilian	5010402001	1,255,925.22	0.00	0.00	0.00	1,255,925.22	0.00	0.00	0.00	0.00	
Terminal Leave Benefits	5010403000	21,541,517.93	28,422,461.97	0.00	0.00	49,963,979.90	0.00	117,839,102.25	0.00	3,961,108.88	
Terminal Leave Benefits - Civilian	5010403001	21,541,517.93	28,422,461.97	0.00	0.00	49,963,979.90	0.00	117,839,102.25	0.00	3,961,108.88	
Other Personnel Benefits	5010499000	8,497,413.15	12,485,854.05	0.00	0.00	20,983,267.20	418,678,000.00	25,179,000.00	0.00	720,372.44	
Lump-sum for Filling of Positions - Civilian	5010499007	0.00	0.00	0.00	0.00	0.00	258,996,000.00	0.00	0.00	0.00	
Lump-sum for Personnel Services	5010499009	0.00	0.00	0.00	0.00	0.00	161,682,000.00	0.00	0.00	0.00	
Lump-sum for Step Increments - Length of Service	5010499010	0.00	0.00	0.00	0.00	0.00	0.00	25,179,000.00	0.00	0.00	
Loyalty Award - Civilian	5010499015	0.00	355,000.00	0.00	0.00	355,000.00	0.00	0.00	0.00	0.00	
Other Personnel Benefits	5010499099	8,497,413.15	12,130,854.05	0.00	0.00	20,628,267.20	0.00	0.00	0.00	720,372.44	
Maintenance and Other Operating Expenses		344,099,802.98	407,942,079.00	0.00	0.00	752,041,881.96	1,903,409,000.00	4,865,973,981.90	0.00	387,355,136.14	
Traveling Expenses	5020100000	691,926.77	2,820,549.74	0.00	0.00	3,512,476.51	6,000,000.00	73,375,862.59	0.00	1,281,732.40	
Traveling Expenses - Local	5020101000	691,926.77	2,820,549.74	0.00	0.00	3,512,476.51	6,000,000.00	73,375,862.59	0.00	1,241,870.15	
Traveling Expenses - Foreign	5020102000	0.00	0.00	0.00	0.00	0.00	0.00	0.00	0.00	39,862.25	
Training and Scholarship Expenses	5020200000	8,160,190.13	21,448,828.31	0.00	0.00	29,607,018.44	10,000,000.00	789,011,338.35	0.00	7,953,143.47	
Training Expenses	5020201000	500,812.58	4,004,976.99	0.00	0.00	4,505,789.57	10,000,000.00	555,266,692.49	0.00	4,117,537.70	
Training Expenses	5020201002	500,812.58	4,004,976.99	0.00	0.00	4,505,789.57	10,000,000.00	555,266,692.49	0.00	4,117,537.70	
Scholarship Grants/Expenses	5020202000	7,659,377.55	17,441,851.32	0.00	0.00	25,101,228.87	0.00	233,744,645.86	0.00	3,835,605.77	
Supplies and Materials Expenses	5020300000	20,843,035.79	24,440,707.38	0.00	0.00	45,283,743.17	10,000,000.00	1,984,852,445.73	0.00	117,227,811.10	

SUMMARY OF APPROPRIATIONS, ALLOTM

As at the Quarter Ending June 30, 2022

Department : State Universities and Col
 Agency : University of the Philippin
 Operating Unit : < not applicable >
 Organization Code (UACS) : 08 008 0000000
 Fund Cluster : 01 Regular Agency Fund
 (e.g. UACS Fund Cluster: 1

Particulars	UACS CODE	Disbursements					Balances				
		1st Quarter Ending March 31	2nd Quarter Ending June 30	3rd Quarter Ending Sept. 30	4th Quarter Ending Dec. 31	TOTAL	Unreleased Appropriations	Unobligated Allotments	Unpaid Obligations (15-20)=(23+24)		
		16	17	18	19	20=(16+17+18+19)	21=(6-10)	22=(10-15)	Due and Demandable	Not Yet Due and Demandable	
1	2	16	17	18	19	20=(16+17+18+19)	21=(6-10)	22=(10-15)	23	24	
Office Supplies Expenses	5020301000	6,914,279.42	3,756,783.80	0.00	0.00	10,671,063.22	0.00	325,230,994.04	0.00	6,111,954.24	
ICT Office Supplies	5020301001	340,126.65	321,400.00	0.00	0.00	661,526.65	0.00	0.00	0.00	378,466.00	
Office Supplies Expenses	5020301002	6,574,152.77	3,435,383.80	0.00	0.00	10,009,536.57	0.00	325,230,994.04	0.00	5,733,488.24	
Accountable Forms Expenses	5020302000	119,405.00	15,030.00	0.00	0.00	134,435.00	0.00	0.00	0.00	42,000.00	
Animal/Zoological Supplies Expenses	5020304000	2,600.00	0.00	0.00	0.00	2,600.00	0.00	0.00	0.00	0.00	
Food Supplies Expenses	5020305000	1,100,808.76	953,558.68	0.00	0.00	2,054,367.44	0.00	0.00	0.00	88,320,949.95	
Drugs and Medicines Expenses	5020307000	0.00	0.00	0.00	0.00	0.00	0.00	818,106,000.00	0.00	0.00	
Medical, Dental and Laboratory Supplies Expenses	5020308000	408,713.11	264,271.75	0.00	0.00	672,984.86	0.00	813,070,691.00	0.00	433,451.70	
Fuel, Oil and Lubricants Expenses	5020309000	1,836,402.40	3,380,890.52	0.00	0.00	5,027,092.92	0.00	0.00	0.00	1,585,670.94	
Agricultural and Marine Supplies Expenses	5020310000	488,754.00	342,084.50	0.00	0.00	830,838.50	0.00	0.00	0.00	659,383.20	
Textbooks and Instructional Materials Expenses	5020311000	0.00	0.00	0.00	0.00	0.00	0.00	0.00	0.00	200.00	
Textbooks and Instructional Materials Expenses	5020311001	0.00	0.00	0.00	0.00	0.00	0.00	0.00	0.00	200.00	
Chemical and Filtering Supplies Expenses	5020313000	164,793.18	26,374.15	0.00	0.00	191,167.33	0.00	0.00	0.00	1,019,884.30	
Semi-Expendable Machinery and Equipment Expenses	5020321000	881,925.76	981,971.85	0.00	0.00	1,863,897.61	0.00	0.00	0.00	2,879,094.55	
Semi-Expendable Machinery and Equipment Expenses	5020321000	10,368.00	150,137.58	0.00	0.00	160,505.58	0.00	0.00	0.00	276,333.60	
Office Equipment	5020321002	26,308.26	106,233.97	0.00	0.00	132,542.23	0.00	0.00	0.00	171,899.75	
Information and Communications Technology Equipment	5020321003	554,682.20	395,066.80	0.00	0.00	949,749.00	0.00	0.00	0.00	1,966,712.20	
Agricultural and Forestry Equipment	5020321004	43,490.00	0.00	0.00	0.00	43,490.00	0.00	0.00	0.00	14,999.00	
Communications Equipment	5020321007	5,600.00	8,950.00	0.00	0.00	14,550.00	0.00	0.00	0.00	172,500.00	
Disaster Response and Rescue Equipment	5020321008	0.00	0.00	0.00	0.00	0.00	0.00	0.00	0.00	6,400.00	
Medical Equipment	5020321010	0.00	0.00	0.00	0.00	0.00	0.00	0.00	0.00	140,998.00	
Technical and Scientific Equipment	5020321013	0.00	26,600.00	0.00	0.00	26,600.00	0.00	0.00	0.00	0.00	
Other Machinery and Equipment	5020321099	241,477.30	292,983.50	0.00	0.00	534,460.80	0.00	0.00	0.00	899,252.00	
Semi-Expendable Furniture, Fixtures and Books Expenses	5020322000	197,458.50	102,295.18	0.00	0.00	299,753.68	0.00	0.00	0.00	315,192.80	
Semi-Expendable Furniture, Fixtures and Books Expenses	5020322000	0.00	10,600.00	0.00	0.00	10,600.00	0.00	0.00	0.00	0.00	
Furniture and Fixtures	5020322001	197,458.50	88,995.18	0.00	0.00	286,453.68	0.00	0.00	0.00	286,035.90	
Books	5020322002	0.00	2,700.00	0.00	0.00	2,700.00	0.00	0.00	0.00	29,157.00	
Other Supplies and Materials Expenses	5020399000	8,927,895.68	14,607,646.95	0.00	0.00	23,535,542.61	10,000,000.00	28,444,760.69	0.00	15,860,029.32	
Utility Expenses	5020400000	112,438,463.96	134,968,024.25	0.00	0.00	247,406,488.21	0.00	671,711,247.12	0.00	4,688,571.77	
Water Expenses	5020401000	44,403,439.11	33,229,080.30	0.00	0.00	77,632,519.41	0.00	283,127,029.79	0.00	1,605,975.80	
Electricity Expenses	5020402000	68,035,024.85	101,738,943.95	0.00	0.00	169,773,968.80	0.00	408,584,217.33	0.00	3,082,595.97	
Communication Expenses	5020500000	10,809,096.21	17,570,182.59	0.00	0.00	28,379,278.80	5,000,000.00	140,311,270.15	0.00	3,505,051.05	
Postage and Courier Services	5020501000	311,431.64	201,822.67	0.00	0.00	513,254.31	0.00	0.00	0.00	624,765.00	
Telephone Expenses	5020502000	2,844,869.70	2,797,059.72	0.00	0.00	5,642,029.42	0.00	27,700,883.00	0.00	631,665.11	
Mobile	5020502001	487,514.19	688,360.70	0.00	0.00	1,185,904.89	0.00	394,400.00	0.00	340,830.67	
Landline	5020502002	2,347,455.51	2,108,669.02	0.00	0.00	4,456,124.53	0.00	27,306,483.00	0.00	280,834.44	
Internet Subscription Expenses	5020503000	7,845,148.74	14,566,610.20	0.00	0.00	22,211,758.94	5,000,000.00	112,610,387.15	0.00	2,247,250.94	
Cable, Satellite, Telegraph and Radio Expenses	5020504000	7,546.13	4,690.00	0.00	0.00	12,236.13	0.00	0.00	0.00	1,350.00	

SUMMARY OF APPROPRIATIONS, ALLOTM

As at the Quarter Ending June 30, 2022

Department : State Universities and Col
 Agency : University of the Philippin
 Operating Unit : < not applicable >
 Organization Code (UACS) : 08 008 0000000
 Fund Cluster : 01 Regular Agency Fund
 (e.g. UACS Fund Cluster: 1

Particulars	UACS CODE	Disbursements					Balances				
		1st Quarter Ending March 31	2nd Quarter Ending June 30	3rd Quarter Ending Sept. 30	4th Quarter Ending Dec. 31	TOTAL	Unreleased Appropriations	Unobligated Allotments	Unpaid Obligations (15-20)=(23+24)		
		16	17	18	19	20=(16+17+18+19)	21=(5-10)	22=(10-15)	23	24	
Awards/Rewards and Prizes	5020600000	88,325.05	1,105,266.51	0.00	0.00	1,173,591.56	0.00	102,627,533.01	0.00	108,426.55	
Awards/Rewards Expenses	5020601000	88,325.05	842,299.52	0.00	0.00	910,624.57	0.00	102,627,533.01	0.00	108,426.55	
Awards/Rewards Expenses	5020601001	88,325.05	842,299.52	0.00	0.00	910,624.57	0.00	2,778,000.00	0.00	108,426.55	
Rewards and Incentives	5020601002	0.00	0.00	0.00	0.00	0.00	0.00	89,849,533.01	0.00	0.00	
Prizes	5020602000	0.00	262,966.99	0.00	0.00	262,966.99	0.00	0.00	0.00	0.00	
Survey, Research, Exploration and Development Expenses	5020700000	5,084,078.22	3,770,767.07	0.00	0.00	8,854,845.29	0.00	48,457,600.00	0.00	694,129.99	
Research, Exploration and Development Expenses	5020702000	5,084,078.22	3,770,767.07	0.00	0.00	8,854,845.29	0.00	48,457,600.00	0.00	694,129.99	
Research, Exploration and Development Expenses	5020702002	5,084,078.22	3,770,767.07	0.00	0.00	8,854,845.29	0.00	48,457,600.00	0.00	694,129.99	
Confidential, Intelligence and Extraordinary Expenses	5021000000	279,225.00	170,935.20	0.00	0.00	450,160.20	0.00	2,507,914.00	0.00	145,500.00	
Extraordinary and Miscellaneous Expenses	5021003000	279,225.00	170,935.20	0.00	0.00	450,160.20	0.00	2,507,914.00	0.00	145,500.00	
Professional Services	5021100000	3,819,454.78	7,370,884.47	0.00	0.00	11,190,339.25	0.00	100,000.00	0.00	241,720.65	
Legal Services	5021101000	2,430.00	6,660.00	0.00	0.00	9,090.00	0.00	0.00	0.00	200.00	
Auditing Services	5021102000	24,731.08	101,830.99	0.00	0.00	126,562.07	0.00	0.00	0.00	26,074.88	
Consulancy Services	5021103000	3,000.00	21,000.00	0.00	0.00	24,000.00	0.00	0.00	0.00	0.00	
Consulancy Services	5021103002	3,000.00	21,000.00	0.00	0.00	24,000.00	0.00	0.00	0.00	0.00	
Other Professional Services	5021199000	3,789,293.70	7,241,393.48	0.00	0.00	11,030,687.18	0.00	100,000.00	0.00	215,445.77	
General Services	5021200000	61,065,175.79	127,416,859.03	0.00	0.00	188,482,034.82	0.00	291,965,485.52	0.00	32,058,102.60	
Environment/Sanitary Services	5021201000	4,856,086.00	6,163,500.00	0.00	0.00	11,019,586.00	0.00	0.00	0.00	40,000.00	
Janitorial Services	5021202000	4,074,890.27	37,458,215.33	0.00	0.00	41,533,205.60	0.00	146,714,546.01	0.00	5,885,662.39	
Security Services	5021203000	14,466,307.17	36,594,025.74	0.00	0.00	51,060,332.91	0.00	145,250,939.51	0.00	14,730,766.72	
Other General Services	5021299000	37,667,792.35	47,201,117.96	0.00	0.00	84,868,910.31	0.00	0.00	0.00	11,419,673.49	
Other General Services - ICT Services	5021299001	0.00	20,000.00	0.00	0.00	20,000.00	0.00	0.00	0.00	0.00	
Other General Services	5021299099	37,667,792.35	47,181,117.96	0.00	0.00	84,848,910.31	0.00	0.00	0.00	11,419,673.49	
Repairs and Maintenance	5021300000	8,923,973.64	12,071,683.61	0.00	0.00	20,995,657.25	45,000,000.00	195,496,709.60	0.00	17,430,633.15	
Repairs and Maintenance - Land Improvements	5021302000	0.00	0.00	0.00	0.00	0.00	0.00	0.00	0.00	2,900.00	
Aquaculture Structures	5021302001	0.00	0.00	0.00	0.00	0.00	0.00	0.00	0.00	2,900.00	
Repairs and Maintenance - Buildings and Other Structures	5021304000	1,565,578.41	3,786,553.10	0.00	0.00	5,362,129.51	45,000,000.00	154,200,696.78	0.00	5,896,723.44	
Buildings	5021304001	559,257.75	104,186.45	0.00	0.00	663,444.20	45,000,000.00	34,234,474.98	0.00	775,700.00	
School Buildings	5021304002	44,420.94	163,975.30	0.00	0.00	228,396.24	0.00	119,866,221.80	0.00	779,815.00	
Hospitals and Health Centers	5021304003	886,666.67	3,439,533.35	0.00	0.00	4,306,200.02	0.00	0.00	0.00	2,838,348.99	
Other Structures	5021304099	95,231.05	68,658.00	0.00	0.00	164,089.05	0.00	0.00	0.00	1,502,859.45	
Repairs and Maintenance - Machinery and Equipment	5021305000	6,083,689.15	7,052,226.08	0.00	0.00	13,135,915.23	0.00	36,124,880.02	0.00	10,278,343.72	
Machinery	5021305001	0.00	600.00	0.00	0.00	600.00	0.00	0.00	0.00	0.00	
Office Equipment	5021305002	150,165.50	312,215.21	0.00	0.00	462,380.71	0.00	18,845,933.65	0.00	595,756.31	
Information and Communication Technology Equipment	5021305003	15,250.00	73,430.00	0.00	0.00	88,680.00	0.00	0.00	0.00	5,380.00	
Agricultural and Forestry Equipment	5021305004	0.00	4,800.00	0.00	0.00	4,800.00	0.00	0.00	0.00	0.00	
Communication Equipment	5021305007	283,673.33	341,567.66	0.00	0.00	605,240.99	0.00	0.00	0.00	51,980.00	
Medical Equipment	5021305011	1,927,500.00	1,566,500.00	0.00	0.00	3,494,000.00	0.00	0.00	0.00	6,549,169.00	

SUMMARY OF APPROPRIATIONS, ALLOTM

As at the Quarter Ending June 30, 2022

Department : State Universities and Col
 Agency : University of the Philippin
 Operating Unit : < not applicable >
 Organization Code (UACS) : 08 008 0000000
 Fund Cluster : 01 Regular Agency Fund
 (e.g. UACS Fund Cluster: 1

Particulars	UACS CODE	Disbursements					Balances				
		1st Quarter Ending March 31	2nd Quarter Ending June 30	3rd Quarter Ending Sept. 30	4th Quarter Ending Dec. 31	TOTAL	Unreleased Appropriations	Unobligated Allotments	Unpaid Obligations (15-20)=(23+24)		
		16	17	18	19	20=(16+17+18+19)	21=(6-10)	22=(10-15)	Due and Demandable	Not Yet Due and Demandable	
1	2	16	17	18	19	20=(16+17+18+19)	21=(6-10)	22=(10-15)	23	24	
Technical and Scientific Equipment	5021305014	0.00	350.00	0.00	0.00	350.00	0.00	0.00	0.00	17,500.00	
Other Machinery and Equipment	5021305099	3,727,100.32	4,752,763.21	0.00	0.00	8,479,863.53	0.00	17,278,946.37	0.00	3,058,556.41	
Repairs and Maintenance - Transportation Equipment	5021306000	793,068.08	1,155,282.43	0.00	0.00	1,948,350.51	0.00	5,171,132.80	0.00	899,235.99	
Motor Vehicles	5021306001	778,068.08	1,066,923.93	0.00	0.00	1,842,992.01	0.00	5,171,132.80	0.00	428,725.99	
Other Transportation Equipment	5021306099	17,000.00	88,358.50	0.00	0.00	105,358.50	0.00	0.00	0.00	470,510.00	
Repairs and Maintenance - Furniture and Fixtures	5021307000	452,200.00	26,990.00	0.00	0.00	479,190.00	0.00	0.00	0.00	348,430.00	
Repairs and Maintenance - Leased Assets	5021308000	0.00	8,432.00	0.00	0.00	8,432.00	0.00	0.00	0.00	5,000.00	
Buildings and Other Structures	5021308001	0.00	7,732.00	0.00	0.00	7,732.00	0.00	0.00	0.00	5,000.00	
Machinery and Equipment	5021308002	0.00	700.00	0.00	0.00	700.00	0.00	0.00	0.00	0.00	
Repairs and Maintenance - Semi-Expendable Machinery and	5021321000	29,440.00	0.00	0.00	0.00	29,440.00	0.00	0.00	0.00	0.00	
Office Equipment	5021321002	29,440.00	0.00	0.00	0.00	29,440.00	0.00	0.00	0.00	0.00	
Repairs and Maintenance - Other Property, Plant and	5021399000	0.00	32,200.00	0.00	0.00	32,200.00	0.00	0.00	0.00	0.00	
Other Property, Plant and Equipment	5021399099	0.00	32,200.00	0.00	0.00	32,200.00	0.00	0.00	0.00	0.00	
Financial Assistance/Subsidy	5021400000	0.00	0.00	0.00	0.00	0.00	1,534,822,000.00	1,253,000.00	0.00	0.00	
Subsidies - Others	5021499000	0.00	0.00	0.00	0.00	0.00	1,534,822,000.00	1,253,000.00	0.00	0.00	
Taxes, Insurance Premiums and Other Fees	5021500000	7,184,347.84	2,464,956.94	0.00	0.00	9,649,304.58	0.00	22,009,209.29	0.00	9,989,795.89	
Taxes, Duties and Licenses	5021501000	180,288.44	377,384.99	0.00	0.00	557,673.43	0.00	22,009,209.29	0.00	66,730.34	
Taxes, Duties and Licenses	5021501001	180,288.44	377,384.99	0.00	0.00	557,673.43	0.00	22,009,209.29	0.00	66,730.34	
Fidelity Bond Premiums	5021502000	482,521.50	318,338.77	0.00	0.00	800,860.27	0.00	0.00	0.00	9,000.00	
Insurance Expenses	5021503000	8,521,537.70	1,769,233.18	0.00	0.00	8,290,770.88	0.00	0.00	0.00	9,914,065.55	
Other Maintenance and Operating Expenses	5029900000	104,732,509.98	52,324,433.90	0.00	0.00	157,056,943.88	292,587,000.00	542,294,366.54	0.00	192,032,515.52	
Advertising Expenses	5029901000	6,561.00	57,888.50	0.00	0.00	64,429.50	0.00	504,179.50	0.00	0.00	
Printing and Publication Expenses	5029902000	332,847.62	116,978.08	0.00	0.00	449,825.70	0.00	10,646,299.12	0.00	681,075.18	
Representation Expenses	5029903000	870,645.29	2,442,471.86	0.00	0.00	3,313,117.15	0.00	1,333,172.47	0.00	1,024,068.38	
Transportation and Delivery Expenses	5029904000	3,459,457.74	5,429,673.83	0.00	0.00	8,889,131.57	0.00	1,865,636.86	0.00	2,194,196.84	
Rent/Lease Expenses	5029905000	9,870,863.10	19,870,136.52	0.00	0.00	29,741,001.62	1,000,000.00	11,732,925.62	0.00	1,734,804.89	
Rents - Building and Structures	5029905001	15,420.00	21,410.00	0.00	0.00	36,830.00	1,000,000.00	0.00	0.00	45,000.00	
Rents - Motor Vehicles	5029905003	22,269.20	279,795.00	0.00	0.00	302,064.20	0.00	6,000,000.00	0.00	139,955.00	
Rents - Equipment	5029905004	9,833,173.90	19,532,826.20	0.00	0.00	29,366,000.10	0.00	1,059,283.30	0.00	1,121,839.89	
Rents - Living Quarters	5029905005	0.00	36,107.32	0.00	0.00	36,107.32	0.00	4,673,642.32	0.00	427,810.00	
Membership Dues and Contributions to Organizations	5029906000	1,898,597.58	557,178.00	0.00	0.00	2,455,775.58	0.00	1,668,400.00	0.00	1,675,269.33	
Subscription Expenses	5029907000	81,608.70	6,656,824.75	0.00	0.00	6,738,433.45	1,000,000.00	8,928,837.59	0.00	4,791,983.98	
ICT Software Subscription	5029907001	0.00	6,625,320.00	0.00	0.00	6,625,320.00	0.00	0.00	0.00	4,007,188.00	
Cloud Computing Service	5029907003	0.00	0.00	0.00	0.00	0.00	0.00	0.00	0.00	108,000.00	
Library and Other Reading Materials Subscription Expenses	5029907004	1,611.00	5,552.00	0.00	0.00	7,169.00	0.00	0.00	0.00	14,980.00	
Other Subscription Expenses	5029907099	79,991.70	25,952.75	0.00	0.00	105,944.45	1,000,000.00	8,928,837.59	0.00	661,815.98	
Donations	5029908000	0.00	0.00	0.00	0.00	0.00	0.00	21,457,000.00	0.00	0.00	
Bank Transaction Fee	5029922000	9,600.00	5,150.00	0.00	0.00	14,750.00	0.00	0.00	0.00	2,550.00	

SUMMARY OF APPROPRIATIONS, ALLOTM

As at the Quarter Ending June 30, 2022

Department : State Universities and Col
 Agency : University of the Philippin
 Operating Unit : < not applicable >
 Organization Code (UACS) : 08 008 0000000
 Fund Cluster : 01 Regular Agency Fund
 (e.g. UACS Fund Cluster: 1

Particulars	UACS CODE	Disbursements					Balances				
		1st Quarter Ending March 31	2nd Quarter Ending June 30	3rd Quarter Ending Sept. 30	4th Quarter Ending Dec. 31	TOTAL	Unreleased Appropriations	Unobligated Allotments	Unpaid Obligations (15-20)=(23+24)		
		16	17	18	19	20=(16+17+18+19)	21=(5-10)	22=(10-15)	23 Due and Demandable	24 Not Yet Due and Demandable	
Other Maintenance and Operating Expenses	5029999000	88,202,528.95	17,188,150.36	0.00	0.00	105,390,679.31	290,587,000.00	484,057,915.38	0.00	179,928,766.94	
Other Maintenance and Operating Expenses	5029999099	88,202,528.95	17,188,150.36	0.00	0.00	105,390,679.31	290,587,000.00	484,057,915.38	0.00	179,928,766.94	
Capital Outlays		0.00	461,000,000.00	0.00	0.00	461,000,000.00	1,567,084,000.00	565,000,000.00	0.00	0.00	
Property, Plant and Equipment Outlay	5060400000	0.00	461,000,000.00	0.00	0.00	461,000,000.00	1,567,084,000.00	565,000,000.00	0.00	0.00	
Buildings and Other Structures	5060404000	0.00	461,000,000.00	0.00	0.00	461,000,000.00	897,000,000.00	365,000,000.00	0.00	0.00	
Buildings	5060404001	0.00	461,000,000.00	0.00	0.00	461,000,000.00	579,000,000.00	165,000,000.00	0.00	0.00	
School Buildings	5060404002	0.00	0.00	0.00	0.00	0.00	165,000,000.00	30,000,000.00	0.00	0.00	
Hospitals and Health Centers	5060404003	0.00	0.00	0.00	0.00	0.00	3,000,000.00	0.00	0.00	0.00	
Hostels and Dormitories	5060404006	0.00	0.00	0.00	0.00	0.00	130,000,000.00	140,000,000.00	0.00	0.00	
Other Structures	5060404099	0.00	0.00	0.00	0.00	0.00	0.00	30,000,000.00	0.00	0.00	
Machinery and Equipment Outlay	5060405000	0.00	0.00	0.00	0.00	0.00	621,884,000.00	200,000,000.00	0.00	0.00	
Information and Communication Technology Equipment	5060405003	0.00	0.00	0.00	0.00	0.00	85,000,000.00	200,000,000.00	0.00	0.00	
Medical Equipment	5060405011	0.00	0.00	0.00	0.00	0.00	318,684,000.00	0.00	0.00	0.00	
Technical and Scientific Equipment	5060405014	0.00	0.00	0.00	0.00	0.00	35,000,000.00	0.00	0.00	0.00	
Other Machinery and Equipment	5060405099	0.00	0.00	0.00	0.00	0.00	183,000,000.00	0.00	0.00	0.00	
Transportation Equipment Outlay	5060406000	0.00	0.00	0.00	0.00	0.00	40,000,000.00	0.00	0.00	0.00	
Motor Vehicles	5060406001	0.00	0.00	0.00	0.00	0.00	40,000,000.00	0.00	0.00	0.00	
Furniture, Fixtures and Books Outlay	5060407000	0.00	0.00	0.00	0.00	0.00	8,400,000.00	0.00	0.00	0.00	
Furniture and Fixtures	5060407001	0.00	0.00	0.00	0.00	0.00	8,400,000.00	0.00	0.00	0.00	
B. AUTOMATIC APPROPRIATIONS		201,835,697.82	179,275,622.24	0.00	0.00	381,111,320.06	0.00	772,795,085.26	0.00	54,659,594.68	
Retirement and Life Insurance Premiums		201,835,697.82	179,275,622.24	0.00	0.00	381,111,320.06	0.00	772,795,085.26	0.00	54,659,594.68	
C. SPECIAL PURPOSE FUNDS		0.00	307,755,432.42	0.00	0.00	307,755,432.42	0.00	14,915,658.10	0.00	343,086.48	
Miscellaneous Personnel Benefits Fund		0.00	307,755,432.42	0.00	0.00	307,755,432.42	0.00	14,915,658.10	0.00	343,086.48	
Other Compensation	5010200000	0.00	307,755,432.42	0.00	0.00	307,755,432.42	0.00	10,400,841.10	0.00	343,086.48	
Other Bonuses and Allowances		0.00	307,755,432.42	0.00	0.00	307,755,432.42	0.00	10,400,841.10	0.00	343,086.48	
Performance Based Bonus - Civilian	5010289014	0.00	307,755,432.42	0.00	0.00	307,755,432.42	0.00	10,400,841.10		343,086.48	
Other Personnel Benefits	5010400000	0.00	0.00	0.00	0.00	0.00	0.00	4,514,817.00	0.00	0.00	
Other Personnel Benefits	5010499099	0.00	0.00	0.00	0.00	0.00	0.00	4,514,817.00		0.00	
GRAND TOTAL		2,724,753,768.10	4,327,080,987.92	0.00	0.00	7,051,834,756.02	3,889,171,000.00	14,254,763,576.30	0.00	727,839,844.88	

This report was generated using the Unified Reporting System

SUMMARY OF APPROPRIATIONS, ALLOTMENTS, OBLIGATIONS, DISBURSEMENTS AND BALANCES BY OBJECT OF EXPENDITURES

As at the Quarter Ending June 30, 2022

Department: State Universities and Colleges (SUCs)
 Agency/Entity: University of the Philippines System
 Operating Unit: < not applicable >
 Organization Code (UACS): 08 008 000000
 Fund Cluster: 01 Regular Agency Fund

	Current Year Appropriations
	Supplemental Appropriations
X	Continuing Appropriations

(e.g. UACS Fund Cluster: 01-Regular Agency Fund, 02-Foreign Assisted Projects Fund, 03-Special Account-Locally Funded/Domestic Grants Fund, and 04-Special Account-Foreign Assisted/Foreign Grants Fund)

Particulars	UACS CODE	Appropriations			Allotments					Obligations				
		Authorized Appropriations	Adjustments (Transfer To/From, Modifications/ Augmentations)	Adjusted Appropriations	Allotments Received	Adjustments (Reductions, Modifications/ Augmentations)	Transfer To	Transfer From	Adjusted Allotments	1st Quarter Ending March 31	2nd Quarter Ending June 30	3rd Quarter Ending Sept. 30	4th Quarter Ending Dec. 31	TOTAL
1	2	3	4	5=(3+4)	6	7	8	9	10=[(6+(-)7)-8+9]	11	12	13	14	15=(11+12+13+14)
SUMMARY		4,163,614,304.37	0.00	4,163,614,304.37	3,874,714,304.37	0.00	0.00	0.00	3,874,714,304.37	702,396,794.20	327,326,391.61	0.00	0.00	1,029,723,185.81
I. CONTINUING APPROPRIATIONS		4,163,614,304.37	0.00	4,163,614,304.37	3,874,714,304.37	0.00	0.00	0.00	3,874,714,304.37	702,396,794.20	327,326,391.61	0.00	0.00	1,029,723,185.81
I. Agency Specific Budget		4,163,614,304.37	0.00	4,163,614,304.37	3,874,714,304.37	0.00	0.00	0.00	3,874,714,304.37	702,396,794.20	327,326,391.61	0.00	0.00	1,029,723,185.81
Maintenance and Other Operating Expenses		2,289,538,436.35	(61,904,500.00)	2,227,633,936.35	2,169,638,436.35	(61,904,500.00)	0.00	0.00	2,107,733,936.35	320,816,756.82	251,826,413.61	0.00	0.00	572,643,170.43
Traveling Expenses	502010000	72,177,824.71	28,193.00	72,206,017.71	72,177,824.71	28,193.00	0.00	0.00	72,206,017.71	88,837.00	58,323.00	0.00	0.00	147,160.00
Traveling Expenses - Local	502010100	72,177,824.71	28,193.00	72,206,017.71	72,177,824.71	28,193.00	0.00	0.00	72,206,017.71	88,837.00	58,323.00	0.00	0.00	147,160.00
Training and Scholarship Expenses	502020000	619,541,738.35	(27,783,592.85)	591,758,145.50	609,541,738.35	(27,783,592.85)	0.00	0.00	581,758,145.50	820,678.99	294,776.85	0.00	0.00	1,115,455.84
Training Expenses	502020100	411,394,660.55	(28,234,592.85)	383,160,067.70	401,394,660.55	(28,234,592.85)	0.00	0.00	373,160,067.70	611,678.99	52,776.85	0.00	0.00	664,455.84
Training Expenses	502020102	411,394,660.55	(28,234,592.85)	383,160,067.70	401,394,660.55	(28,234,592.85)	0.00	0.00	373,160,067.70	611,678.99	52,776.85	0.00	0.00	664,455.84
Scholarship Grants/Expenses	502020200	208,147,077.80	451,000.00	208,598,077.80	208,147,077.80	451,000.00	0.00	0.00	208,598,077.80	209,000.00	242,000.00	0.00	0.00	451,000.00
Supplies and Materials Expenses	502030000	488,573,128.90	194,446,467.24	683,019,596.14	448,573,128.90	194,446,467.24	0.00	0.00	643,019,596.14	272,570,957.07	193,771,303.47	0.00	0.00	466,342,260.54
Office Supplies Expenses	502030100	74,745,548.14	(593,514.15)	74,152,033.99	74,745,548.14	(593,514.15)	0.00	0.00	74,152,033.99	110,310.40	186,501.93	0.00	0.00	296,812.33
ICT Office Supplies	502030101	0.00	36,881.75	36,881.75	0.00	36,881.75	0.00	0.00	36,881.75	6,461.75	30,420.00	0.00	0.00	36,881.75
Office Supplies Expenses	502030102	74,745,548.14	(630,395.90)	74,115,152.24	74,745,548.14	(630,395.90)	0.00	0.00	74,115,152.24	103,848.65	156,081.93	0.00	0.00	259,930.58
Food Supplies Expenses	502030500	0.00	600.00	600.00	0.00	600.00	0.00	0.00	600.00	600.00	0.00	0.00	0.00	600.00
Drugs and Medicines Expenses	502030700	322,577,153.04	(60,136,244.40)	262,440,908.64	322,577,153.04	(60,136,244.40)	0.00	0.00	262,440,908.64	114,078,294.61	55,609,112.82	0.00	0.00	169,687,407.43
Medical, Dental and Laboratory Supplies Expenses	502030800	19,469,107.14	276,057,013.45	295,526,120.59	19,469,107.14	276,057,013.45	0.00	0.00	295,526,120.59	158,316,061.29	137,210,059.30	0.00	0.00	295,526,120.59
Fuel, Oil and Lubricants Expenses	502030900	0.00	132,366.39	132,366.39	0.00	132,366.39	0.00	0.00	132,366.39	72,004.77	60,361.62	0.00	0.00	132,366.39
Agricultural and Marine Supplies Expenses	502031000	0.00	3,500.00	3,500.00	0.00	3,500.00	0.00	0.00	3,500.00	3,500.00	0.00	0.00	0.00	3,500.00
Semi-Expendable Machinery and Equipment Expenses	502032100	0.00	365,267.78	365,267.78	0.00	365,267.78	0.00	0.00	365,267.78	34,949.00	330,318.78	0.00	0.00	365,267.78
Semi-Expendable Machinery and Equipment Expenses	502032102	0.00	287,583.78	287,583.78	0.00	287,583.78	0.00	0.00	287,583.78	0.00	287,583.78	0.00	0.00	287,583.78
Information and Communications Technology Equipment	502032103	0.00	38,899.00	38,899.00	0.00	38,899.00	0.00	0.00	38,899.00	27,549.00	11,350.00	0.00	0.00	38,899.00
Other Machinery and Equipment	502032109	0.00	38,785.00	38,785.00	0.00	38,785.00	0.00	0.00	38,785.00	7,400.00	31,385.00	0.00	0.00	38,785.00
Other Supplies and Materials Expenses	502039900	71,781,320.58	(21,382,521.83)	50,398,798.75	31,781,320.58	(21,382,521.83)	0.00	0.00	10,398,798.75	55,237.00	374,949.02	0.00	0.00	430,186.02
Utility Expenses	502040000	183,945,444.96	(60,936,906.36)	123,008,538.60	183,945,444.96	(60,936,906.36)	0.00	0.00	123,008,538.60	15,327.66	2,288,432.88	0.00	0.00	2,303,760.54
Water Expenses	502040100	78,861,227.03	0.00	78,861,227.03	78,861,227.03	0.00	0.00	0.00	78,861,227.03	402.58	404,174.42	0.00	0.00	404,577.00
Electricity Expenses	502040200	105,084,217.93	(60,936,906.36)	44,147,311.57	105,084,217.93	(60,936,906.36)	0.00	0.00	44,147,311.57	14,925.08	1,884,258.46	0.00	0.00	1,899,183.54
Communication Expenses	502050000	42,467,172.62	5,820,189.23	48,287,361.85	42,467,172.62	5,820,189.23	0.00	0.00	48,287,361.85	7,627,367.71	126,847.71	0.00	0.00	7,754,215.42
Postage and Courier Services	502050100	0.00	16,404.00	16,404.00	0.00	16,404.00	0.00	0.00	16,404.00	10,661.00	5,743.00	0.00	0.00	16,404.00
Telephone Expenses	502050200	8,474,808.66	(78,133.05)	8,396,675.61	8,474,808.66	(78,133.05)	0.00	0.00	8,396,675.61	79,830.92	116,604.71	0.00	0.00	196,435.63
Mobile	502050201	185,250.00	(122,721.70)	62,528.30	185,250.00	(122,721.70)	0.00	0.00	62,528.30	36,873.51	25,654.69	0.00	0.00	62,528.30
Landline	502050202	8,289,558.66	44,588.65	8,334,147.31	8,289,558.66	44,588.65	0.00	0.00	8,334,147.31	42,957.31	90,950.02	0.00	0.00	133,907.33
Internet Subscription Expenses	502050300	33,992,363.96	5,881,918.28	39,874,282.24	33,992,363.96	5,881,918.28	0.00	0.00	39,874,282.24	7,536,875.79	4,500.00	0.00	0.00	7,541,375.79
Awards/Rewards and Prizes	502060000	98,027,411.40	5,000.00	98,032,411.40	98,027,411.40	5,000.00	0.00	0.00	98,032,411.40	23,000.00	10,000.00	0.00	0.00	33,000.00
Awards/Rewards Expenses	502060100	98,027,411.40	(8,000.00)	98,019,411.40	98,027,411.40	(8,000.00)	0.00	0.00	98,019,411.40	10,000.00	10,000.00	0.00	0.00	20,000.00
Awards/Rewards Expenses	502060101	2,919,500.00	(8,000.00)	2,911,500.00	2,919,500.00	(8,000.00)	0.00	0.00	2,911,500.00	0.00	0.00	0.00	0.00	0.00
Rewards and Incentives	502060102	95,107,911.40	0.00	95,107,911.40	95,107,911.40	0.00	0.00	0.00	95,107,911.40	10,000.00	10,000.00	0.00	0.00	20,000.00
Prizes	502060200	0.00	13,000.00	13,000.00	0.00	13,000.00	0.00	0.00	13,000.00	13,000.00	0.00	0.00	0.00	13,000.00
Survey, Research, Exploration and Development Expenses	502070000	51,213,540.00	(6,412,090.66)	44,801,449.34	51,213,540.00	(6,412,090.66)	0.00	0.00	44,801,449.34	185,049.60	62,524.80	0.00	0.00	247,574.40

SUMMARY OF APPROPRIATIONS, ALLOTMENTS, OBLIGATIONS, DISBURSEMENTS AND BALANCES BY OBJECT OF EXPENDITURES

As at the Quarter Ending June 30, 2022

Department: State Universities and Colleges (SUCs)
 Agency/Entity: University of the Philippines System
 Operating Unit: < not applicable >
 Organization Code (UACS) : 08 008 0000000
 Fund Cluster: 01 Regular Agency Fund

	Current Year Appropriations
	Supplemental Appropriations
X	Continuing Appropriations

(e.g. UACS Fund Cluster: 01-Regular Agency Fund, 02-Foreign Assisted Projects Fund, 03-Special Account-Locally Funded/Domestic Grants Fund, and 04-Special Account-Foreign Assisted/Foreign Grants Fund)

Particulars	UACS CODE	Appropriations			Allotments					Obligations				
		Authorized Appropriations	Adjustments (Transfer To/From, Modifications/ Augmentations)	Adjusted Appropriations	Allotments Received	Adjustments (Reductions, Modifications/ Augmentations)	Transfer To	Transfer From	Adjusted Allotments	1st Quarter Ending March 31	2nd Quarter Ending June 30	3rd Quarter Ending Sept. 30	4th Quarter Ending Dec. 31	TOTAL
1	2	3	4	5=(3+4)	6	7	8	9	10=[(6+(-)7)-8+9]	11	12	13	14	15=(11+12+13+14)
Research, Exploration and Development Expenses	5020702000	51,213,540.00	(6,412,090.66)	44,801,449.34	51,213,540.00	(6,412,090.66)	0.00	0.00	44,801,449.34	185,049.60	62,524.80	0.00	0.00	247,574.40
Research, Exploration and Development Expenses	5020702002	51,213,540.00	(6,412,090.66)	44,801,449.34	51,213,540.00	(6,412,090.66)	0.00	0.00	44,801,449.34	185,049.60	62,524.80	0.00	0.00	247,574.40
Demolition/Relocation and Desilting/Dredging Expenses	5020800000	100,000,000.00	(61,904,500.00)	38,095,500.00	100,000,000.00	(61,904,500.00)	0.00	0.00	38,095,500.00	0.00	0.00	0.00	0.00	0.00
Demolition and Relocation Expenses	5020801000	100,000,000.00	(61,904,500.00)	38,095,500.00	100,000,000.00	(61,904,500.00)	0.00	0.00	38,095,500.00	0.00	0.00	0.00	0.00	0.00
Confidential, Intelligence and Extraordinary Expenses	5021000000	834,285.00	0.00	834,285.00	834,285.00	0.00	0.00	0.00	834,285.00	0.00	0.00	0.00	0.00	0.00
Extraordinary and Miscellaneous Expenses	5021003000	834,285.00	0.00	834,285.00	834,285.00	0.00	0.00	0.00	834,285.00	0.00	0.00	0.00	0.00	0.00
Professional Services	5021100000	66,403,606.99	(7,718,090.61)	58,685,516.38	66,403,606.99	(7,718,090.61)	0.00	0.00	58,685,516.38	8,837,568.48	16,718,000.00	0.00	0.00	25,555,568.48
Consultancy Services	5021103000	0.00	25,503,620.48	25,503,620.48	0.00	25,503,620.48	0.00	0.00	25,503,620.48	8,785,620.48	16,718,000.00	0.00	0.00	25,503,620.48
Consultancy Services	5021103002	0.00	25,503,620.48	25,503,620.48	0.00	25,503,620.48	0.00	0.00	25,503,620.48	8,785,620.48	16,718,000.00	0.00	0.00	25,503,620.48
Other Professional Services	5021199000	66,403,606.99	(33,221,711.09)	33,181,895.90	66,403,606.99	(33,221,711.09)	0.00	0.00	33,181,895.90	51,948.00	0.00	0.00	0.00	51,948.00
General Services	5021200000	141,767,107.13	31,859,935.34	173,627,042.47	141,767,107.13	31,859,935.34	0.00	0.00	173,627,042.47	28,457,770.76	20,649,016.98	0.00	0.00	49,106,787.74
Janitorial Services	5021202000	18,793,625.13	(7,603,255.87)	11,190,369.26	18,793,625.13	(7,603,255.87)	0.00	0.00	11,190,369.26	686,234.75	1,675,441.27	0.00	0.00	2,361,676.02
Security Services	5021203000	122,973,482.00	5,985,035.65	128,958,517.65	122,973,482.00	5,985,035.65	0.00	0.00	128,958,517.65	10,405,554.18	2,861,401.98	0.00	0.00	13,266,956.16
Other General Services	5021299000	0.00	33,478,155.56	33,478,155.56	0.00	33,478,155.56	0.00	0.00	33,478,155.56	17,365,981.83	16,112,173.73	0.00	0.00	33,478,155.56
Other General Services	5021299099	0.00	33,478,155.56	33,478,155.56	0.00	33,478,155.56	0.00	0.00	33,478,155.56	17,365,981.83	16,112,173.73	0.00	0.00	33,478,155.56
Repairs and Maintenance	5021300000	177,949,373.54	(62,829,819.43)	115,119,554.11	177,949,373.54	(62,829,819.43)	0.00	0.00	115,119,554.11	459,571.89	300,010.00	0.00	0.00	759,581.89
Repairs and Maintenance - Land Improvements	5021302000	0.00	32,625.00	32,625.00	0.00	32,625.00	0.00	0.00	32,625.00	0.00	32,625.00	0.00	0.00	32,625.00
Other Land Improvements	5021302099	0.00	32,625.00	32,625.00	0.00	32,625.00	0.00	0.00	32,625.00	0.00	32,625.00	0.00	0.00	32,625.00
Repairs and Maintenance - Buildings and Other Structures	5021304000	119,675,979.50	(26,282,450.00)	93,393,529.50	119,675,979.50	(26,282,450.00)	0.00	0.00	93,393,529.50	408,657.81	74,530.00	0.00	0.00	483,187.81
Buildings	5021304001	30,590,054.64	(6,284,605.00)	24,305,449.64	30,590,054.64	(6,284,605.00)	0.00	0.00	24,305,449.64	0.00	35,000.00	0.00	0.00	35,000.00
School Buildings	5021304002	89,085,924.86	(19,997,845.00)	69,088,079.86	89,085,924.86	(19,997,845.00)	0.00	0.00	69,088,079.86	408,657.81	39,530.00	0.00	0.00	448,187.81
Repairs and Maintenance - Machinery and Equipment	5021305000	53,477,455.88	(36,677,283.51)	16,800,172.37	53,477,455.88	(36,677,283.51)	0.00	0.00	16,800,172.37	7,960.00	137,800.00	0.00	0.00	145,760.00
Office Equipment	5021305002	16,870,456.45	(142,184.08)	16,728,272.37	16,870,456.45	(142,184.08)	0.00	0.00	16,728,272.37	6,060.00	67,800.00	0.00	0.00	73,860.00
Information and Communication Technology Equipment	5021305003	0.00	1,900.00	1,900.00	0.00	1,900.00	0.00	0.00	1,900.00	1,900.00	0.00	0.00	0.00	1,900.00
Other Machinery and Equipment	5021305099	36,606,999.43	(36,536,999.43)	70,000.00	36,606,999.43	(36,536,999.43)	0.00	0.00	70,000.00	0.00	70,000.00	0.00	0.00	70,000.00
Repairs and Maintenance - Transportation Equipment	5021306000	4,795,938.16	97,289.08	4,893,227.24	4,795,938.16	97,289.08	0.00	0.00	4,893,227.24	42,954.08	55,055.00	0.00	0.00	98,009.08
Motor Vehicles	5021306001	4,795,938.16	75,784.08	4,871,722.24	4,795,938.16	75,784.08	0.00	0.00	4,871,722.24	42,954.08	33,550.00	0.00	0.00	76,504.08
Other Transportation Equipment	5021306099	0.00	21,505.00	21,505.00	0.00	21,505.00	0.00	0.00	21,505.00	0.00	21,505.00	0.00	0.00	21,505.00
Financial Assistance/Subsidy	5021400000	7,758,304.94	(2,815,450.00)	4,942,854.94	7,758,304.94	(2,815,450.00)	0.00	0.00	4,942,854.94	0.00	0.00	0.00	0.00	0.00
Subsidies - Others	5021499000	7,758,304.94	(2,815,450.00)	4,942,854.94	7,758,304.94	(2,815,450.00)	0.00	0.00	4,942,854.94	0.00	0.00	0.00	0.00	0.00
Taxes, Insurance Premiums and Other Fees	5021500000	11,355,942.36	(86,658.11)	11,269,284.25	11,355,942.36	(86,658.11)	0.00	0.00	11,269,284.25	3,562.50	13,179.20	0.00	0.00	16,741.70
Taxes, Duties and Licenses	5021501000	11,355,942.36	(101,899.81)	11,254,042.55	11,355,942.36	(101,899.81)	0.00	0.00	11,254,042.55	0.00	1,500.00	0.00	0.00	1,500.00
Taxes, Duties and Licenses	5021501001	11,355,942.36	(101,899.81)	11,254,042.55	11,355,942.36	(101,899.81)	0.00	0.00	11,254,042.55	0.00	1,500.00	0.00	0.00	1,500.00
Fidelity Bond Premiums	5021502000	0.00	4,012.50	4,012.50	0.00	4,012.50	0.00	0.00	4,012.50	3,562.50	450.00	0.00	0.00	4,012.50
Insurance Expenses	5021503000	0.00	11,229.20	11,229.20	0.00	11,229.20	0.00	0.00	11,229.20	0.00	11,229.20	0.00	0.00	11,229.20
Other Maintenance and Operating Expenses	5029900000	227,523,555.45	(63,577,176.79)	163,946,378.66	227,523,555.45	(63,577,176.79)	0.00	0.00	163,946,378.66	1,627,065.16	17,533,998.72	0.00	0.00	19,161,063.88
Advertising Expenses	5029901000	240,210.86	88,152.94	328,363.80	240,210.86	88,152.94	0.00	0.00	328,363.80	2,304.00	88,592.94	0.00	0.00	90,896.94
Printing and Publication Expenses	5029902000	5,353,823.63	840.00	5,354,663.63	5,353,823.63	840.00	0.00	0.00	5,354,663.63	1,100.00	194,827.25	0.00	0.00	195,927.25
Representation Expenses	5029903000	572,920.09	3,016,536.87	3,589,456.96	572,920.09	3,016,536.87	0.00	0.00	3,589,456.96	175,098.02	2,841,438.85	0.00	0.00	3,016,536.87

SUMMARY OF APPROPRIATIONS, ALLOTMENTS, OBLIGATIONS, DISBURSEMENTS AND BALANCES BY OBJECT OF EXPENDITURES

As at the Quarter Ending June 30, 2022


Department: State Universities and Colleges (SUCs)
 Agency/Entity: University of the Philippines System
 Operating Unit: < not applicable >
 Organization Code (UACS): 08 008 0000000
 Fund Cluster: 01 Regular Agency Fund

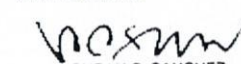
	Current Year Appropriations
	Supplemental Appropriations
X	Continuing Appropriations

(e.g. UACS Fund Cluster: 01-Regular Agency Fund, 02-Foreign Assisted Projects Fund, 03-Special Account-Locally Funded/Domestic Grants Fund, and 04-Special Account-Foreign Assisted/Foreign Grants Fund)

Particulars	UACS CODE	Appropriations			Allotments					Obligations				TOTAL
		Authorized Appropriations	Adjustments (Transfer To/From, Modifications/ Augmentations)	Adjusted Appropriations	Allotments Received	Adjustments (Reductions, Modifications/ Augmentations)	Transfer To	Transfer From	Adjusted Allotments	1st Quarter Ending March 31	2nd Quarter Ending June 30	3rd Quarter Ending Sept. 30	4th Quarter Ending Dec. 31	
1	2	3	4	5=(3+4)	6	7	8	9	10=((6+(-)7)-8+9)	11	12	13	14	15=(11+12+13+14)
Transportation and Delivery Expenses	5029904000	1,996,752.55	0.00	1,996,752.55	1,996,752.55	0.00	0.00	0.00	1,996,752.55	318.00	507.00	0.00	0.00	825.00
Rent/Lease Expenses	5029905000	41,609,605.88	(40,399,398.40)	1,210,207.48	41,609,605.88	(40,399,398.40)	0.00	0.00	1,210,207.48	81,964.08	146,199.32	0.00	0.00	228,163.40
Rents - Building and Structures	5029905001	0.00	1,750.00	1,750.00	0.00	1,750.00	0.00	0.00	1,750.00	1,350.00	400.00	0.00	0.00	1,750.00
Rents - Motor Vehicles	5029905003	6,000,000.00	(5,893,818.40)	106,181.60	6,000,000.00	(5,893,818.40)	0.00	0.00	106,181.60	75,040.00	31,141.60	0.00	0.00	106,181.60
Rents - Equipment	5029905004	1,099,605.88	(13,620.00)	1,085,985.88	1,099,605.88	(13,620.00)	0.00	0.00	1,085,985.88	5,574.08	98,367.72	0.00	0.00	103,941.80
Rents - Living Quarters	5029905005	34,510,000.00	(34,493,710.00)	16,290.00	34,510,000.00	(34,493,710.00)	0.00	0.00	16,290.00	0.00	16,290.00	0.00	0.00	16,290.00
Membership Dues and Contributions to Organizations	5029906000	1,593,176.98	(352,520.00)	1,240,656.98	1,593,176.98	(352,520.00)	0.00	0.00	1,240,656.98	0.00	0.00	0.00	0.00	0.00
Subscription Expenses	5029907000	5,158,262.81	13,284,031.71	18,442,294.52	5,158,262.81	13,284,031.71	0.00	0.00	18,442,294.52	107,683.31	13,214,448.40	0.00	0.00	13,322,131.71
ICT Software Subscription	5029907001	0.00	13,268,026.02	13,268,026.02	0.00	13,268,026.02	0.00	0.00	13,268,026.02	91,677.62	13,176,348.40	0.00	0.00	13,268,026.02
Cloud Computing Service	5029907003	0.00	16,005.69	16,005.69	0.00	16,005.69	0.00	0.00	16,005.69	16,005.69	0.00	0.00	0.00	16,005.69
Other Subscription Expenses	5029907099	5,158,262.81	0.00	5,158,262.81	5,158,262.81	0.00	0.00	0.00	5,158,262.81	0.00	38,100.00	0.00	0.00	38,100.00
Donations	5029908000	45,059,441.08	(4,198,074.56)	40,861,366.50	45,059,441.08	(4,198,074.56)	0.00	0.00	40,861,366.50	0.00	0.00	0.00	0.00	0.00
Bank Transaction Fee	5029922000	0.00	100.00	100.00	0.00	100.00	0.00	0.00	100.00	0.00	100.00	0.00	0.00	100.00
Other Maintenance and Operating Expenses	5029999000	125,939,361.59	(35,016,845.35)	90,922,516.24	125,939,361.59	(35,016,845.35)	0.00	0.00	90,922,516.24	1,258,597.75	1,047,884.96	0.00	0.00	2,306,482.71
Capital Outlays		1,874,075,868.02	61,904,500.00	1,935,980,368.02	1,874,075,868.02	61,904,500.00	0.00	0.00	1,935,980,368.02	381,580,037.38	75,499,978.00	0.00	0.00	457,080,015.38
Property, Plant and Equipment Outlay	5060400000	1,874,075,868.02	61,904,500.00	1,935,980,368.02	1,874,075,868.02	61,904,500.00	0.00	0.00	1,935,980,368.02	381,580,037.38	75,499,978.00	0.00	0.00	457,080,015.38
Buildings and Other Structures	5060404000	1,206,501,191.52	61,904,500.00	1,268,405,691.52	1,206,501,191.52	61,904,500.00	0.00	0.00	1,268,405,691.52	280,000,000.00	0.00	0.00	0.00	280,000,000.00
Buildings	5060404001	403,000,000.00	61,904,500.00	464,904,500.00	403,000,000.00	61,904,500.00	0.00	0.00	464,904,500.00	200,000,000.00	0.00	0.00	0.00	200,000,000.00
School Buildings	5060404002	133,501,191.52	0.00	133,501,191.52	133,501,191.52	0.00	0.00	0.00	133,501,191.52	30,000,000.00	0.00	0.00	0.00	30,000,000.00
Hospitals and Health Centers	5060404003	600,000,000.00	0.00	600,000,000.00	600,000,000.00	0.00	0.00	0.00	600,000,000.00	0.00	0.00	0.00	0.00	0.00
Hostels and Dormitories	5060404006	50,000,000.00	0.00	50,000,000.00	50,000,000.00	0.00	0.00	0.00	50,000,000.00	50,000,000.00	0.00	0.00	0.00	50,000,000.00
Other Structures	5060404099	20,000,000.00	0.00	20,000,000.00	20,000,000.00	0.00	0.00	0.00	20,000,000.00	0.00	0.00	0.00	0.00	0.00
Machinery and Equipment Outlay	5060405000	667,540,846.50	0.00	667,540,846.50	667,540,846.50	0.00	0.00	0.00	667,540,846.50	101,550,337.38	75,499,978.00	0.00	0.00	177,050,315.38
Information and Communication Technology Equipment	5060405003	32,369,546.00	0.00	32,369,546.00	32,369,546.00	0.00	0.00	0.00	32,369,546.00	320,000.00	0.00	0.00	0.00	320,000.00
Medical Equipment	5060405011	524,084,000.00	0.00	524,084,000.00	524,084,000.00	0.00	0.00	0.00	524,084,000.00	75,770,000.00	75,499,978.00	0.00	0.00	151,269,978.00
Sports Equipment	5060405013	5,000,000.00	0.00	5,000,000.00	5,000,000.00	0.00	0.00	0.00	5,000,000.00	0.00	0.00	0.00	0.00	0.00
Technical and Scientific Equipment	5060405014	25,000,000.00	0.00	25,000,000.00	25,000,000.00	0.00	0.00	0.00	25,000,000.00	24,661,337.38	0.00	0.00	0.00	24,661,337.38
Other Machinery and Equipment	5060405099	81,087,300.50	0.00	81,087,300.50	81,087,300.50	0.00	0.00	0.00	81,087,300.50	799,000.00	0.00	0.00	0.00	799,000.00
Furniture, Fixtures and Books Outlay	5060407000	33,830.00	0.00	33,830.00	33,830.00	0.00	0.00	0.00	33,830.00	29,700.00	0.00	0.00	0.00	29,700.00
Furniture and Fixtures	5060407001	33,830.00	0.00	33,830.00	33,830.00	0.00	0.00	0.00	33,830.00	29,700.00	0.00	0.00	0.00	29,700.00
GRAND TOTAL		4,163,614,304.37	0.00	4,163,614,304.37	4,163,614,304.37	0.00	0.00	0.00	4,163,614,304.37	702,396,794.20	327,326,391.61	0.00	0.00	1,029,723,185.81

This report was generated using the Unified Reporting System on 03/08/2022 15:48 version: FAR1A.1.1 ; Status : SUBMITTED

Certified Correct:

ARSENIO R. PAGADOR JR.
 BUDGET OFFICER V

Certified Correct:

SUSAN C. SANCHEZ
 DIRECTOR II/CHIEF ACCOUNTANT

Recommending Approval:

NOREEN P. ESCULTURA
 DIRECTOR IV

Approved By:

LISA GRACE S. BERSALES
 VICE-PRESIDENT FOR PLANNING AND FINANCE

SUMMARY OF APPROPRIATIONS, ALLOT

As at the Quarter Ending June 30, 2022

Department: State Universities and C
 Agency/Entity: University of the Philipp
 Operating Unit: < not applicable >
 Organization Code (UACS) : 08 008 0000000
 Fund Cluster: 01 Regular Agency Fun
 (e.g. UACS Fund Cluste

Particulars	UACS CODE	Disbursements					Balances				
		1st Quarter Ending March 31	2nd Quarter Ending June 30	3rd Quarter Ending Sept. 30	4th Quarter Ending Dec. 31	TOTAL	Unreleased Appropriations	Unobligated Allotments	Unpaid Obligations (15-20)=(23+24)		
		16	17	18	19	20=(16+17+18+19)	21=(5-10)	22=(10-15)	23	24	
SUMMARY		69,838,982.56	110,635,777.66	0.00	0.00	180,474,760.22	288,900,000.00	2,844,991,118.56	0.00	849,248,425.59	
I. CONTINUING APPROPRIATIONS		69,838,982.56	110,635,777.66	0.00	0.00	180,474,760.22	288,900,000.00	2,844,991,118.56	0.00	849,248,425.59	
I. Agency Specific Budget		69,838,982.56	110,635,777.66	0.00	0.00	180,474,760.22	288,900,000.00	2,844,991,118.56	0.00	849,248,425.59	
Maintenance and Other Operating Expenses		64,419,954.56	30,635,777.66	0.00	0.00	95,055,732.22	119,900,000.00	1,535,090,765.92	0.00	477,587,438.21	
Traveling Expenses	5020100000	88,837.00	54,444.00	0.00	0.00	143,281.00	0.00	72,058,857.71	0.00	3,879.00	
Traveling Expenses - Local	5020101000	88,837.00	54,444.00	0.00	0.00	143,281.00	0.00	72,058,857.71	0.00	3,879.00	
Training and Scholarship Expenses	5020200000	683,743.99	429,776.85	0.00	0.00	1,113,520.84	10,000,000.00	580,642,689.66	0.00	1,935.00	
Training Expenses	5020201000	474,743.99	187,776.85	0.00	0.00	662,520.84	10,000,000.00	372,495,611.86	0.00	1,935.00	
Training Expenses	5020201002	474,743.99	187,776.85	0.00	0.00	662,520.84	10,000,000.00	372,495,611.86	0.00	1,935.00	
Scholarship Grants/Expenses	5020202000	209,000.00	242,000.00	0.00	0.00	451,000.00	0.00	208,147,077.80	0.00	0.00	
Supplies and Materials Expenses	5020300000	30,843,060.22	3,423,850.73	0.00	0.00	34,266,910.95	40,000,000.00	176,577,335.50	0.00	432,175,349.59	
Office Supplies Expenses	5020301000	108,018.40	161,519.43	0.00	0.00	269,537.83	0.00	73,855,221.66	0.00	27,274.50	
ICT Office Supplies	5020301001	6,461.75	11,560.00	0.00	0.00	18,021.75	0.00	0.00	0.00	18,860.00	
Office Supplies Expenses	5020301002	101,556.65	149,959.43	0.00	0.00	251,516.08	0.00	73,855,221.66	0.00	8,414.50	
Food Supplies Expenses	5020305000	600.00	0.00	0.00	0.00	600.00	0.00	0.00	0.00	0.00	
Drugs and Medicines Expenses	5020307000	14,219,206.68	628,550.25	0.00	0.00	14,847,756.93	0.00	92,753,501.21	0.00	154,839,650.50	
Medical, Dental and Laboratory Supplies Expenses	5020308000	16,418,893.10	2,176,915.63	0.00	0.00	18,595,808.73	0.00	0.00	0.00	29,863.63	
Fuel, Oil and Lubricants Expenses	5020309000	42,141.14	60,361.62	0.00	0.00	102,502.76	0.00	0.00	0.00	0.00	
Agricultural and Marine Supplies Expenses	5020310000	3,500.00	0.00	0.00	0.00	3,500.00	0.00	0.00	0.00	0.00	
Semi-Expendable Machinery and Equipment Expenses	5020321000	16,949.00	49,893.78	0.00	0.00	66,842.78	0.00	0.00	0.00	298,425.00	
Semi-Expendable Machinery and Equipment Expenses	5020321000	0.00	29,643.78	0.00	0.00	29,643.78	0.00	0.00	0.00	257,940.00	
Information and Communications Technology Equipment	5020321003	9,549.00	8,350.00	0.00	0.00	17,899.00	0.00	0.00	0.00	21,000.00	
Other Machinery and Equipment	5020321099	7,400.00	11,900.00	0.00	0.00	19,300.00	0.00	0.00	0.00	19,485.00	
Other Supplies and Materials Expenses	5020399000	33,751.90	346,610.02	0.00	0.00	380,361.92	40,000,000.00	9,968,612.73	0.00	49,824.10	
Utility Expenses	5020400000	15,327.66	2,079,753.40	0.00	0.00	2,095,081.06	0.00	120,704,778.06	0.00	208,679.48	
Water Expenses	5020401000	402.58	404,174.42	0.00	0.00	404,577.00	0.00	78,456,650.03	0.00	0.00	
Electricity Expenses	5020402000	14,925.08	1,675,578.98	0.00	0.00	1,690,504.06	0.00	42,248,128.03	0.00	208,679.48	
Communication Expenses	5020500000	7,607,235.43	125,400.71	0.00	0.00	7,732,636.14	0.00	40,533,146.43	0.00	21,579.28	
Postage and Courier Services	5020501000	5,321.00	4,796.00	0.00	0.00	10,117.00	0.00	0.00	0.00	6,287.00	
Telephone Expenses	5020502000	65,038.64	116,104.71	0.00	0.00	181,143.35	0.00	8,200,239.98	0.00	15,292.28	
Mobile	5020502001	26,683.61	25,154.69	0.00	0.00	51,838.30	0.00	0.00	0.00	10,690.00	
Landline	5020502002	38,355.03	90,950.02	0.00	0.00	129,305.05	0.00	8,200,239.98	0.00	4,602.28	
Internet Subscription Expenses	5020503000	7,536,875.79	4,500.00	0.00	0.00	7,541,375.79	0.00	32,332,906.45	0.00	0.00	
Awards/Rewards and Prizes	5020600000	13,000.00	20,000.00	0.00	0.00	33,000.00	0.00	97,999,411.40	0.00	0.00	
Awards/Rewards Expenses	5020601000	0.00	20,000.00	0.00	0.00	20,000.00	0.00	97,999,411.40	0.00	0.00	
Awards/Rewards Expenses	5020601001	0.00	0.00	0.00	0.00	0.00	0.00	2,911,500.00	0.00	0.00	
Rewards and Incentives	5020601002	0.00	20,000.00	0.00	0.00	20,000.00	0.00	95,087,911.40	0.00	0.00	
Prizes	5020602000	13,000.00	0.00	0.00	0.00	13,000.00	0.00	0.00	0.00	0.00	
Survey, Research, Exploration and Development Expenses	5020700000	185,049.60	62,524.80	0.00	0.00	247,574.40	0.00	44,553,874.94	0.00	0.00	

SUMMARY OF APPROPRIATIONS, ALLO1

As at the Quarter Ending June 30, 2022

Department: State Universities and C
 Agency/Entity: University of the Philipp
 Operating Unit: < not applicable >
 Organization Code (UACS) : 08 008 0000000
 Fund Cluster: 01 Regular Agency Funct
 (e.g. UACS Fund Cluster)

Particulars	UACS CODE	Disbursements					Balances				
		1st Quarter Ending March 31	2nd Quarter Ending June 30	3rd Quarter Ending Sept. 30	4th Quarter Ending Dec. 31	TOTAL	Unreleased Appropriations	Unobligated Allotments	Unpaid Obligations (15-20)=(23+24)		
		16	17	18	19	20=(16+17+18+19)	21=(5-10)	22=(10-15)	23	24	
Research, Exploration and Development Expenses	5020702000	185,049.60	62,524.80	0.00	0.00	247,574.40	0.00	44,553,874.94	0.00	0.00	
Research, Exploration and Development Expenses	5020702002	185,049.60	62,524.80	0.00	0.00	247,574.40	0.00	44,553,874.94	0.00	0.00	
Demolition/Relocation and Desilting/Dredging Expenses	5020800000	0.00	0.00	0.00	0.00	0.00	0.00	38,095,500.00	0.00	0.00	
Demolition and Relocation Expenses	5020801000	0.00	0.00	0.00	0.00	0.00	0.00	834,285.00	0.00	0.00	
Confidential, Intelligence and Extraordinary Expenses	5021000000	0.00	0.00	0.00	0.00	0.00	0.00	834,285.00	0.00	0.00	
Extraordinary and Miscellaneous Expenses	5021003000	0.00	0.00	0.00	0.00	0.00	0.00	834,285.00	0.00	0.00	
Professional Services	5021100000	2,254,540.00	0.00	0.00	0.00	2,254,540.00	0.00	33,129,947.90	0.00	23,301,028.48	
Consultancy Services	5021103000	2,202,592.00	0.00	0.00	0.00	2,202,592.00	0.00	0.00	0.00	23,301,028.48	
Consultancy Services	5021103002	2,202,592.00	0.00	0.00	0.00	2,202,592.00	0.00	0.00	0.00	23,301,028.48	
Other Professional Services	5021199000	51,948.00	0.00	0.00	0.00	51,948.00	0.00	33,129,947.90	0.00	0.00	
General Services	5021200000	20,792,521.22	21,125,382.11	0.00	0.00	41,917,903.33	0.00	124,520,254.73	0.00	7,188,884.41	
Janitorial Services	5021202000	485,986.77	1,585,189.43	0.00	0.00	2,071,176.20	0.00	8,828,693.24	0.00	290,499.82	
Security Services	5021203000	9,490,853.25	3,332,106.72	0.00	0.00	12,822,959.97	0.00	115,691,561.49	0.00	443,996.19	
Other General Services	5021299000	10,815,681.20	16,208,085.96	0.00	0.00	27,023,767.16	0.00	0.00	0.00	6,454,388.40	
Other General Services	5021299099	10,815,681.20	16,208,085.96	0.00	0.00	27,023,767.16	0.00	0.00	0.00	6,454,388.40	
Repairs and Maintenance	5021300000	419,987.81	126,280.00	0.00	0.00	546,267.81	0.00	114,359,972.22	0.00	213,314.08	
Repairs and Maintenance - Land Improvements	5021302000	0.00	32,625.00	0.00	0.00	32,625.00	0.00	0.00	0.00	0.00	
Other Land Improvements	5021302099	0.00	32,625.00	0.00	0.00	32,625.00	0.00	0.00	0.00	0.00	
Repairs and Maintenance - Buildings and Other Structures	5021304000	408,657.81	35,000.00	0.00	0.00	443,657.81	0.00	92,910,341.69	0.00	39,530.00	
Buildings	5021304001	0.00	35,000.00	0.00	0.00	35,000.00	0.00	24,270,449.64	0.00	0.00	
School Buildings	5021304002	408,657.81	0.00	0.00	0.00	408,657.81	0.00	68,639,892.05	0.00	39,530.00	
Repairs and Maintenance - Machinery and Equipment	5021305000	6,060.00	3,600.00	0.00	0.00	9,660.00	0.00	16,654,412.37	0.00	136,100.00	
Office Equipment	5021305002	6,060.00	3,600.00	0.00	0.00	9,660.00	0.00	16,654,412.37	0.00	64,200.00	
Information and Communication Technology Equipment	5021305003	0.00	0.00	0.00	0.00	0.00	0.00	0.00	0.00	1,900.00	
Other Machinery and Equipment	5021305099	0.00	0.00	0.00	0.00	0.00	0.00	0.00	0.00	70,000.00	
Repairs and Maintenance - Transportation Equipment	5021306000	5,270.00	55,055.00	0.00	0.00	60,325.00	0.00	4,795,218.16	0.00	37,684.08	
Motor Vehicles	5021306001	5,270.00	33,550.00	0.00	0.00	38,820.00	0.00	4,795,218.16	0.00	37,684.08	
Other Transportation Equipment	5021306099	0.00	21,505.00	0.00	0.00	21,505.00	0.00	0.00	0.00	0.00	
Financial Assistance/Subsidy	5021400000	0.00	0.00	0.00	0.00	0.00	0.00	4,942,854.94	0.00	0.00	
Subsidies - Others	5021499000	0.00	0.00	0.00	0.00	0.00	0.00	4,942,854.94	0.00	0.00	
Taxes, Insurance Premiums and Other Fees	5021500000	0.00	11,679.20	0.00	0.00	11,679.20	0.00	11,252,542.55	0.00	5,062.50	
Taxes, Duties and Licenses	5021501000	0.00	0.00	0.00	0.00	0.00	0.00	11,252,542.55	0.00	1,500.00	
Taxes, Duties and Licenses	5021501001	0.00	0.00	0.00	0.00	0.00	0.00	11,252,542.55	0.00	1,500.00	
Fidelity Bond Premiums	5021502000	0.00	450.00	0.00	0.00	450.00	0.00	0.00	0.00	3,562.50	
Insurance Expenses	5021503000	0.00	11,229.20	0.00	0.00	11,229.20	0.00	0.00	0.00	0.00	
Other Maintenance and Operating Expenses	5029900000	1,516,651.63	3,176,685.86	0.00	0.00	4,693,337.49	69,900,000.00	74,885,314.78	0.00	14,467,726.39	
Advertising Expenses	5029901000	2,304.00	39,454.13	0.00	0.00	41,758.13	0.00	237,466.86	0.00	49,138.81	
Printing and Publication Expenses	5029902000	840.00	194,827.25	0.00	0.00	195,667.25	0.00	5,158,736.38	0.00	260.00	
Representation Expenses	5029903000	148,549.02	2,254,401.80	0.00	0.00	2,402,950.82	0.00	572,920.09	0.00	613,586.05	

SUMMARY OF APPROPRIATIONS, ALLO1

As at the Quarter Ending June 30, 2022

Department: State Universities and C
 Agency/Entity: University of the Philipp
 Operating Unit: < not applicable >
 Organization Code (UACS) : 08 008 0000000
 Fund Cluster: 01 Regular Agency Funct
 (e.g. UACS Fund Cluster)

Particulars	UACS CODE	Disbursements					Balances				
		1st Quarter Ending March 31	2nd Quarter Ending June 30	3rd Quarter Ending Sept. 30	4th Quarter Ending Dec. 31	TOTAL	Unreleased Appropriations	Unobligated Allotments	Unpaid Obligations (15-20)=(23+24)		
		16	17	18	19	20=(16+17+18+19)	21=(5-10)	22=(10-15)	23	24	
Transportation and Delivery Expenses	5029904000	0.00	507.00	0.00	0.00	507.00	0.00	1,995,927.55	0.00	318.00	
Rent/Lease Expenses	5029905000	9,977.55	114,947.72	0.00	0.00	124,925.27	0.00	982,044.08	0.00	103,238.13	
Rents - Building and Structures	5029905001	1,350.00	0.00	0.00	0.00	1,350.00	0.00	0.00	0.00	400.00	
Rents - Motor Vehicles	5029905003	5,040.00	8,000.00	0.00	0.00	13,040.00	0.00	0.00	0.00	93,141.60	
Rents - Equipment	5029905004	3,587.55	98,367.72	0.00	0.00	101,955.27	0.00	982,044.08	0.00	1,986.53	
Rents - Living Quarters	5029905005	0.00	8,580.00	0.00	0.00	8,580.00	0.00	0.00	0.00	7,710.00	
Membership Dues and Contributions to Organizations	5029906000	0.00	0.00	0.00	0.00	0.00	0.00	1,240,656.98	0.00	0.00	
Subscription Expenses	5029907000	107,683.31	38,100.00	0.00	0.00	145,783.31	0.00	5,120,162.81	0.00	13,176,348.40	
ICT Software Subscription	5029907001	91,677.62	0.00	0.00	0.00	91,677.62	0.00	0.00	0.00	13,176,348.40	
Cloud Computing Service	5029907003	16,005.69	0.00	0.00	0.00	16,005.69	0.00	0.00	0.00	0.00	
Other Subscription Expenses	5029907099	0.00	38,100.00	0.00	0.00	38,100.00	0.00	5,120,162.81	0.00	0.00	
Donations	5029908000	0.00	0.00	0.00	0.00	0.00	0.00	40,861,366.50	0.00	0.00	
Bank Transaction Fee	5029922000	0.00	100.00	0.00	0.00	100.00	0.00	0.00	0.00	0.00	
Other Maintenance and Operating Expenses	5029999000	1,247,297.75	534,347.96	0.00	0.00	1,781,645.71	69,900,000.00	18,716,033.53	0.00	524,837.00	
Capital Outlays		5,419,028.00	80,000,000.00	0.00	0.00	85,419,028.00	169,000,000.00	1,309,900,352.64	0.00	371,660,987.38	
Property, Plant and Equipment Outlay	5060400000	5,419,028.00	80,000,000.00	0.00	0.00	85,419,028.00	169,000,000.00	1,309,900,352.64	0.00	371,660,987.38	
Buildings and Other Structures	5060404000	0.00	80,000,000.00	0.00	0.00	80,000,000.00	99,000,000.00	889,405,691.52	0.00	200,000,000.00	
Buildings	5060404001	0.00	0.00	0.00	0.00	0.00	0.00	264,904,500.00	0.00	200,000,000.00	
School Buildings	5060404002	0.00	30,000,000.00	0.00	0.00	30,000,000.00	99,000,000.00	4,501,191.52	0.00	0.00	
Hospitals and Health Centers	5060404003	0.00	0.00	0.00	0.00	0.00	0.00	600,000,000.00	0.00	0.00	
Hostels and Dormitories	5060404006	0.00	50,000,000.00	0.00	0.00	50,000,000.00	0.00	0.00	0.00	0.00	
Other Structures	5060404099	0.00	0.00	0.00	0.00	0.00	0.00	20,000,000.00	0.00	0.00	
Machinery and Equipment Outlay	5060405000	5,389,328.00	0.00	0.00	0.00	5,389,328.00	70,000,000.00	420,490,531.12	0.00	171,660,987.38	
Information and Communication Technology Equipment	5060405003	320,000.00	0.00	0.00	0.00	320,000.00	0.00	32,049,546.00	0.00	0.00	
Medical Equipment	5060405011	0.00	0.00	0.00	0.00	0.00	0.00	5,000,000.00	0.00	0.00	
Sports Equipment	5060405013	0.00	0.00	0.00	0.00	0.00	0.00	0.00	0.00	0.00	
Technical and Scientific Equipment	5060405014	4,270,328.00	0.00	0.00	0.00	4,270,328.00	0.00	338,662.62	0.00	20,391,009.38	
Other Machinery and Equipment	5060405099	799,000.00	0.00	0.00	0.00	799,000.00	70,000,000.00	10,288,300.50	0.00	0.00	
Furniture, Fixtures and Books Outlay	5060407000	29,700.00	0.00	0.00	0.00	29,700.00	0.00	4,130.00	0.00	0.00	
Furniture and Fixtures	5060407001	29,700.00	0.00	0.00	0.00	29,700.00	0.00	4,130.00	0.00	0.00	
GRAND TOTAL		69,838,982.56	110,635,777.66	0.00	0.00	180,474,760.22	288,900,000.00	2,844,991,118.56	0.00	849,248,425.59	

This report was generated using the Unified Reporting System