


STATEMENT OF APPROVED BUDGET, UTILIZATIONS, DISBURSEMENTS AND BALANCES
(For Off-Budgetary Funds)


As at the Quarter Ending December 31, 2019


Department : State Universities and Colleges (SUCs)
 Agency/Entity : University of the Philippines System
 Operating Unit : < not applicable >
 Organization Code : 08 008 0000000
 Fund Cluster : 05 Internally Generated Funds

(e.g. UACS Fund Cluster: 05-Internally Generated Funds and 06-Business Related Funds)

Particulars	UACS CODE	Approved Budget			Utilizations					Disbursements					Balances		
		Approved Budgeted Revenue	Adjustments (Reductions, Modifications/Augmentations)	Adjusted Budgeted Revenue	1st Quarter Ending March 31	2nd Quarter Ending June 30	3rd Quarter Ending Sept. 30	4th Quarter Ending Dec. 31	Total	1st Quarter Ending March 31	2nd Quarter Ending June 30	3rd Quarter Ending Sept. 30	4th Quarter Ending Dec. 31	TOTAL	Unutilized Budget	Unpaid Obligations (10-15)=(17+18)	
																Due and Demandable	Not Yet Due and Demandable
1	2	3	4	5=[(3+(-)4)]	6	7	8	9	10=(6+7+8+9)	11	12	13	14	15=(11+12+13+14)	16=(5-10)	17	18
Provision of Extension Services	330100100001000	62,942,000.00	0.00	62,942,000.00	6,047,129.12	16,124,204.96	9,727,851.18	23,837,277.24	55,736,462.50	4,955,980.15	12,240,875.34	11,529,258.51	13,900,191.36	42,626,405.36	7,205,537.50	0.00	13,110,057.14
PS		19,172,000.00	0.00	19,172,000.00	2,856,793.26	4,605,674.07	2,194,316.67	5,625,501.54	15,282,285.54	2,580,443.26	4,629,524.07	2,410,248.67	1,702,824.69	11,323,040.69	3,889,714.46	0.00	3,959,244.85
MOOE		42,385,000.00	0.00	42,385,000.00	3,075,885.86	10,350,095.37	7,516,216.51	18,126,979.22	39,069,176.96	2,375,536.89	7,317,041.27	8,170,321.84	12,197,366.67	30,060,266.67	3,315,823.04	0.00	9,008,910.29
CO		1,385,000.00	0.00	1,385,000.00	114,450.00	1,168,435.52	17,318.00	84,796.48	1,385,000.00	0.00	294,410.00	948,688.00	0.00	1,243,098.00	0.00	0.00	141,902.00
OO - Quality medical education and hospital services ensured	3400000000000000	1,260,123,000.00	0.00	1,260,123,000.00	102,242,203.57	177,097,338.22	134,646,565.59	322,177,460.75	736,163,568.13	73,791,570.48	113,786,905.66	146,576,602.17	216,127,382.91	550,282,461.22	523,959,431.87	0.00	185,881,106.91
HOSPITAL SERVICES PROGRAM	3401000000000000	1,260,123,000.00	0.00	1,260,123,000.00	102,242,203.57	177,097,338.22	134,646,565.59	322,177,460.75	736,163,568.13	73,791,570.48	113,786,905.66	146,576,602.17	216,127,382.91	550,282,461.22	523,959,431.87	0.00	185,881,106.91
Provision of Medical Services	340100100001000	1,260,123,000.00	0.00	1,260,123,000.00	102,242,203.57	177,097,338.22	134,646,565.59	322,177,460.75	736,163,568.13	73,791,570.48	113,786,905.66	146,576,602.17	216,127,382.91	550,282,461.22	523,959,431.87	0.00	185,881,106.91
PS		386,147,000.00	0.00	386,147,000.00	27,988,828.70	84,811,919.68	27,880,393.60	107,915,875.65	248,597,017.63	27,772,114.70	40,212,176.80	67,965,829.18	80,044,752.55	215,994,873.23	137,549,982.37	0.00	32,602,144.40
MOOE		814,026,000.00	0.00	814,026,000.00	74,253,374.87	88,682,378.54	106,750,171.99	212,625,945.10	482,311,870.50	46,019,455.78	73,574,728.86	78,560,372.99	132,529,990.36	330,684,547.99	331,714,129.50	0.00	151,627,322.51
CO		59,950,000.00	0.00	59,950,000.00	0.00	3,603,040.00	16,000.00	1,635,640.00	5,254,680.00	0.00	0.00	50,400.00	3,552,640.00	3,603,040.00	54,696,320.00	0.00	1,651,640.00
Sub-Total, Operations		1,833,240,000.00	0.00	1,833,240,000.00	172,679,497.37	291,555,692.48	212,536,976.00	506,476,998.62	1,183,249,164.47	130,888,416.33	215,222,673.09	225,316,379.23	309,405,191.47	880,832,660.12	649,990,835.53	0.00	302,416,504.35
PS		596,787,000.00	0.00	596,787,000.00	60,187,084.23	135,251,800.83	47,896,165.78	170,633,721.71	413,968,772.55	57,829,307.93	89,840,070.19	87,686,855.15	109,293,612.32	344,649,845.59	182,818,227.45	0.00	69,318,926.96
MOOE		1,089,293,000.00	0.00	1,089,293,000.00	111,525,409.31	149,940,639.47	157,315,134.30	300,277,963.38	719,059,146.46	73,059,108.40	124,056,516.24	131,454,161.76	190,179,651.15	518,749,437.55	370,233,853.54	0.00	200,309,708.91
FinEx (if Applicable)		0.00	0.00	0.00	0.00	0.00	0.00	0.00	0.00	0.00	0.00	0.00	0.00	0.00	0.00	0.00	0.00
CO		147,160,000.00	0.00	147,160,000.00	967,003.83	6,363,252.18	7,325,675.92	35,565,313.53	50,221,245.46	0.00	1,326,086.66	0.00	9,931,928.00	17,433,376.98	96,938,754.54	0.00	32,787,868.48
GRAND TOTAL		2,200,797,000.00	0.00	2,200,797,000.00	248,593,062.87	394,780,086.77	273,895,507.70	615,054,378.00	1,532,123,035.34	182,457,374.61	315,504,397.11	285,378,736.45	364,670,462.41	1,148,010,970.58	668,673,964.66	0.00	384,112,064.76
PS		693,779,000.00	0.00	693,779,000.00	84,008,295.90	164,987,380.72	55,617,488.17	190,791,827.39	505,404,992.18	89,995,653.00	117,042,416.55	98,641,465.12	118,201,946.83	423,881,481.50	188,374,007.82	0.00	81,523,510.68
MOOE		1,342,718,000.00	0.00	1,342,718,000.00	151,401,632.58	221,173,944.31	208,451,985.33	380,584,397.37	961,611,959.59	91,762,066.05	196,699,142.51	177,561,338.04	235,667,828.55	701,690,375.15	381,106,040.41	0.00	259,921,584.44
FinEx (if Applicable)		0.00	0.00	0.00	0.00	0.00	0.00	0.00	0.00	0.00	0.00	0.00	0.00	0.00	0.00	0.00	0.00
CO		164,300,000.00	0.00	164,300,000.00	3,183,134.39	8,618,761.74	9,626,034.20	43,678,153.24	65,106,083.57	699,655.56	1,762,838.05	9,175,933.29	10,800,687.03	22,439,113.93	99,193,916.43	0.00	42,686,969.64

Certified Correct:

 ESGUERRA LETICIA Y.
 Budget Officer, UP System

Certified Correct:

 SANCHEZ, SUSAN C.
 Director, UPS Accounting

Recommending Approval:

 ESCULTURA, NOREEN P.
 Director, UP System Budget

Approved By:

 BERSALES, LISA GRACE S.
 Vice President for Planning & Finance