



In following-up, pls. cite DMS ref #
2020-BF-0015137

REPUBLIC OF THE PHILIPPINES
DEPARTMENT OF BUDGET AND MANAGEMENT
GENERAL SOLANO STREET, SAN MIGUEL, MANILA

ACKNOWLEDGEMENT RECEIPT

The **DEPARTMENT OF BUDGET AND MANAGEMENT** hereby acknowledges the receipt of your letter/request which has been uploaded to the DBM-Document Management System and routed to the appropriate office/s with the following information:

Sender: UP - PERSONAL DELIVERY

Document Title: UP-SUBMISSION OF FAR 3 AS OF THE QUARTER ENDING DECEMBER 31, 2019

Document Reference No: 2020-BF-0015137

Date and Time Uploaded: Thursday, February 6, 2020 2:41:14 PM

Uploaded By: RECEIVING ISAY BERDIN

Routed To: BMB-F CAMILLE J. VENTURA

CC:

Total no of pages received: 1 copy and 31 pages

The determination of the completeness of the documentary requirements submitted, if any, is subject to the evaluation of the technical person in charge.

This receipt is system generated and does not require signature.

Received by:



DOCUMENT
MANAGEMENT
SYSTEM

AGING OF UNPAID OBLIGATIONS
As at the Quarter Ending December 31, 2019

Department: State Universities and Colleges (SUCs)
 Agency: University of the Philippines System
 Operating Unit: < not applicable >
 Organization Code (UACS) : 08 008 0000000

Name of Creditors	Obligation Request and Status			AGING OF UNPAID OBLIGATIONS							Remarks
				Amount	90 days & below	91 to 180 days	181 to 270 days	271 to 365/366 days	More than 1 year but less than 2 years	More than 2 years	
	Number	Date	Amount	5=(6+7+8+9+10+11)	6	7	8	9	10	11	
A. Due and Demandable Obligations(Accounts Payable)*			3,555,778.702 1	3,555,778.702 1	1,182,371,972.8	0.00	0.00	146,143,874.05	229,003,898.72	1,998,258,956.4	
A.1 Current Year's Appropriations			210,000,000.00	210,000,000.00	210,000,000.00	0.00	0.00	0.00	0.00	0.00	
Philippine International Trading Corporation	01-19-11-0318	12/31/2019	210,000,000.00	210,000,000.00	210,000,000.00	0.00	0.00	0.00	0.00	0.00	
Sub-total			210,000,000.00	210,000,000.00	210,000,000.00	0.00	0.00	0.00	0.00	0.00	
A.2 Prior Years' Appropriations			3,345,778.702 1	3,345,778.702 1	972,371,972.88	0.00	0.00	146,143,874.05	229,003,898.72	1,998,258,956.4	
The Marine Science Institute	01-19-11-0368	12/31/2019	130,000,000.00	130,000,000.00	130,000,000.00	0.00	0.00	0.00	0.00	0.00	
Marstech Unlimited Solution	01-16-08-0570	12/31/2016	10,308,020.97	10,308,020.97	0.00	0.00	0.00	0.00	0.00	10,308,020.97	
BF Corporation	01-16-12-0970	12/31/2016	27,957,655.23	27,957,655.23	0.00	0.00	0.00	0.00	0.00	27,957,655.23	
Mak Well Enterprises	1313050001	05/31/2013	26,500,000.00	26,500,000.00	0.00	0.00	0.00	0.00	0.00	26,500,000.00	
I-Shop Computer Service Corp	12-1617	12/27/2013	148,550.00	148,550.00	0.00	0.00	0.00	0.00	0.00	148,550.00	
Diamond Interiors	12-1318	12/18/2015	675,138.09	675,138.09	0.00	0.00	0.00	0.00	0.00	675,138.09	
Indentrade	3393	06/09/2016	241,509.00	241,509.00	0.00	0.00	0.00	241,509.00	0.00	0.00	
Microdata System and Management, Inc.	3399	05/26/2017	28,837.39	28,837.39	0.00	0.00	0.00	0.00	0.00	28,837.39	
Officebox Enterprises	3402	11/13/2017	69,038.00	69,038.00	0.00	0.00	0.00	0.00	0.00	69,038.00	
Spring Development Corp.	2749	12/20/2018	716,160.00	716,160.00	0.00	0.00	0.00	35,000.00	681,160.00	0.00	
Spring Development Corp.	2748	12/20/2018	311,338.91	311,338.91	0.00	0.00	0.00	0.00	311,338.91	0.00	
Airpro System Incorporated	101-18-111765	11/20/2018	607,278.00	607,278.00	0.00	0.00	0.00	0.00	0.00	607,278.00	
Davao Photo-Digi Corp.	101-17-122443	12/29/2017	652,246.00	652,246.00	0.00	0.00	0.00	0.00	0.00	652,246.00	
Kooler Industries, Inc.	101-19-111799	11/22/2019	64,960.00	64,960.00	64,960.00	0.00	0.00	0.00	0.00	0.00	
Procurement Service - NIH Building	13-12-2750	12/31/2013	9,503,104.00	9,503,104.00	0.00	0.00	0.00	0.00	0.00	9,503,104.00	
A. C. Ong Consulting Inc.	17-11-004	11/30/2017	1,103,252.20	1,103,252.20	0.00	0.00	0.00	0.00	0.00	1,103,252.20	
PITC	18-12-0006	12/31/2018	72,000,000.00	72,000,000.00	0.00	0.00	0.00	0.00	72,000,000.00	0.00	
JVLO8 Enterprise	16-12-3291	12/31/2016	256,000.00	256,000.00	0.00	0.00	0.00	0.00	0.00	256,000.00	

This report was generated using the Unified Reporting System on 30/01/2020 15:27 version.FAR3.1.0 , Status PENDING

Department: State Universities and Colleges (SUCs)
 Agency: University of the Philippines System
 Operating Unit: < not applicable >
 Organization Code (UACS) : 08 008 0000000

Name of Creditors	Obligation Request and Status			AGING OF UNPAID OBLIGATIONS							Remarks
	Number	Date	Amount	Amount	90 days & below	91 to 180 days	181 to 270 days	271 to 365/366 days	More than 1 year but less than 2 years	More than 2 years	
				5=(6+7+8+9+10+11)	6	7	8	9	10	11	
1	2	3	4								12
Gamma Line Enterprises	EO#15-09-2076	09/30/2015	37,000.00	37,000.00	0.00	0.00	0.00	0.00	0.00	37,000.00	
American Technologies Inc	EO#16-02-0274	02/28/2016	8,437.50	8,437.50	0.00	0.00	0.00	0.00	0.00	8,437.50	
Quality Medical Trading	EO#15-10-2167	10/31/2015	3,500.00	3,500.00	0.00	0.00	0.00	0.00	0.00	3,500.00	
Aries Tiger Enterprise	EO#15-10-2378	10/31/2015	11,896.00	11,896.00	0.00	0.00	0.00	0.00	0.00	11,896.00	
Triple Bond Trading	EO#15-12-2898	12/31/2015	3,900.00	3,900.00	0.00	0.00	0.00	0.00	0.00	3,900.00	
JJE Information Technology Computer Solutions	EO#16-04-0897	04/30/2016	23,850.00	23,850.00	0.00	0.00	0.00	0.00	0.00	23,850.00	
Molave Trading Inc.	EO#16-03-0662	03/31/2016	62,500.00	62,500.00	0.00	0.00	0.00	0.00	0.00	62,500.00	
Grimit Laboratory Furnitures and Equipment Corp	EO#15-11-2614	11/30/2015	24,999.90	24,999.90	0.00	0.00	0.00	0.00	0.00	24,999.90	
NMS Trading	EO#16.09.2561	09/30/2016	6,000.00	6,000.00	0.00	0.00	0.00	0.00	0.00	6,000.00	
Marcphil Construction	LFP#17-12-006	12/31/2017	438,860.47	438,860.47	0.00	0.00	0.00	0.00	0.00	438,860.47	
Seacom Inc.	LFP#17-12-11	12/31/2017	1,795,023.86	1,795,023.86	0.00	0.00	0.00	0.00	0.00	1,795,023.86	
Microgenetics, Inc.	19-12-003	12/31/2019	3,216,146.00	3,216,146.00	3,216,146.00	0.00	0.00	0.00	0.00	0.00	
Rogenox Cons. & Supply Corp.	15-12-4278	01/12/2015	22,261,391.57	22,261,391.57	0.00	0.00	0.00	0.00	0.00	22,261,391.57	
Philipp's Technical Consultant Corporation	12-18398	12/31/2017	5,581,395.35	5,581,395.35	0.00	0.00	0.00	0.00	0.00	5,581,395.35	
E.M. CUERPO INC.	03-03365	12/31/2016	6,335,779.54	6,335,779.54	0.00	0.00	0.00	0.00	0.00	6,335,779.54	
REYGEM BUILDERS	12-24750	12/31/2015	966,757.91	966,757.91	0.00	0.00	0.00	0.00	0.00	966,757.91	
R. R. ENCABO CONTRACTORS	12-25844	12/31/2015	7,103,574.05	7,103,574.05	0.00	0.00	0.00	0.00	0.00	7,103,574.05	
K-Lift Industri	06-07746	12/31/2010	37,000.00	37,000.00	0.00	0.00	0.00	0.00	0.00	37,000.00	
Design Crest Furnitu	10-13372	12/31/2010	32,832.00	32,832.00	0.00	0.00	0.00	0.00	0.00	32,832.00	
VELCA	12-17081	12/31/2010	10,000.00	10,000.00	0.00	0.00	0.00	0.00	0.00	10,000.00	
MFT INTERN'L CORP	12-18862	12/31/2010	49,366.23	49,366.23	0.00	0.00	0.00	0.00	0.00	49,366.23	
DIGITAL NETWORK COMM	12-19316	12/31/2010	680,000.00	680,000.00	0.00	0.00	0.00	0.00	0.00	680,000.00	
SENCO LINK TECH	12-19437	12/31/2010	45,000.00	45,000.00	0.00	0.00	0.00	0.00	0.00	45,000.00	
RTC LAB SERVICES	12-19917	12/31/2010	25,000.00	25,000.00	0.00	0.00	0.00	0.00	0.00	25,000.00	
SEE MANUFACTURING CO	12-20165	12/31/2010	26,600.00	26,600.00	0.00	0.00	0.00	0.00	0.00	26,600.00	
SUPERSERVE CORP	12-20239	12/31/2010	48,093.00	48,093.00	0.00	0.00	0.00	0.00	0.00	48,093.00	
Customers First Trad	12-20282	12/31/2010	47,788.88	47,788.88	0.00	0.00	0.00	0.00	0.00	47,788.88	

This report was generated using the Unified Reporting System on 30/01/2020 15:27 version.FAR3.1.0 ; Status : PENDING

Department: State Universities and Colleges (SUCs)
 Agency: University of the Philippines System
 Operating Unit: < not applicable >
 Organization Code (UACS) : 08 008 0000000

Name of Creditors	Obligation Request and Status			AGING OF UNPAID OBLIGATIONS							Remarks	
	Number	Date	Amount	Amount	90 days & below	91 to 180 days	181 to 270 days	271 to 365/366 days	More than 1 year but less than 2 years	More than 2 years		
				5=(6+7+8+9+10+11)	6	7	8	9	10	11		
1	2	3	4								12	
Compucare Center	12-20381	12/31/2010	38,750.00	38,750.00	0.00	0.00	0.00	0.00	0.00	0.00	38,750.00	
First Asian Sales Ce	12-20414	12/31/2010	49,999.00	49,999.00	0.00	0.00	0.00	0.00	0.00	0.00	49,999.00	
AUTOMATIC CENTER	12-20446	12/31/2010	35,800.00	35,800.00	0.00	0.00	0.00	0.00	0.00	0.00	35,800.00	
AUTOMATIC CENTER	12-20460	12/31/2010	44,999.00	44,999.00	0.00	0.00	0.00	0.00	0.00	0.00	44,999.00	
Tatong Office System	12-20478	12/31/2010	222,242.20	222,242.20	0.00	0.00	0.00	0.00	0.00	0.00	222,242.20	
BAYAN PC TECH INC	12-20521	12/31/2010	47,600.00	47,600.00	0.00	0.00	0.00	0.00	0.00	0.00	47,600.00	
Compucare Center	12-20531	12/31/2010	11,945.00	11,945.00	0.00	0.00	0.00	0.00	0.00	0.00	11,945.00	
AUTOMATIC CENTER	12-20570	12/31/2010	29,950.00	29,950.00	0.00	0.00	0.00	0.00	0.00	0.00	29,950.00	
AUTOMATIC CENTER	12-20617	12/31/2010	44,999.00	44,999.00	0.00	0.00	0.00	0.00	0.00	0.00	44,999.00	
LINDE PHILIPPINES, I	12-20662	12/31/2010	34,618.20	34,618.20	0.00	0.00	0.00	0.00	0.00	0.00	34,618.20	
Golden Bat (Far East	12-20797	12/31/2010	38,500.00	38,500.00	0.00	0.00	0.00	0.00	0.00	0.00	38,500.00	
Western Marketing	12-20838	12/31/2010	49,500.00	49,500.00	0.00	0.00	0.00	0.00	0.00	0.00	49,500.00	
SUPERSERVE CORP	12-20873	12/31/2010	50,000.00	50,000.00	0.00	0.00	0.00	0.00	0.00	0.00	50,000.00	
SUPERSERVE CORP	12-20934	12/31/2010	50,000.00	50,000.00	0.00	0.00	0.00	0.00	0.00	0.00	50,000.00	
SUPERSERVE CORP	12-21002	12/31/2010	49,600.00	49,600.00	0.00	0.00	0.00	0.00	0.00	0.00	49,600.00	
Accent Systems Inc.	12-21047	12/31/2010	23,266.18	23,266.18	0.00	0.00	0.00	0.00	0.00	0.00	23,266.18	
See Manufacturing	12-21090	12/31/2010	48,000.00	48,000.00	0.00	0.00	0.00	0.00	0.00	0.00	48,000.00	
PC GILMORE CORP ASUS	12-21145	12/31/2010	46,198.00	46,198.00	0.00	0.00	0.00	0.00	0.00	0.00	46,198.00	
Compucare Center	12-21184	12/31/2010	45,000.00	45,000.00	0.00	0.00	0.00	0.00	0.00	0.00	45,000.00	
MFT INTER CORP	12-21214	12/31/2010	44,798.26	44,798.26	0.00	0.00	0.00	0.00	0.00	0.00	44,798.26	
NEMIE FURNITURE TRAD	12-21226	12/31/2010	48,000.00	48,000.00	0.00	0.00	0.00	0.00	0.00	0.00	48,000.00	
COMPLINK SM NORTH	12-21317	12/31/2010	29,490.00	29,490.00	0.00	0.00	0.00	0.00	0.00	0.00	29,490.00	
Brownstone - compact	12-21386	12/31/2010	39,800.00	39,800.00	0.00	0.00	0.00	0.00	0.00	0.00	39,800.00	
CONTRONICS	12-21417	12/31/2010	38,800.00	38,800.00	0.00	0.00	0.00	0.00	0.00	0.00	38,800.00	
SUPERSERVE	12-21452	12/31/2010	49,500.00	49,500.00	0.00	0.00	0.00	0.00	0.00	0.00	49,500.00	
ONE COMMERCE IN	12-21470	12/31/2010	5,000.00	5,000.00	0.00	0.00	0.00	0.00	0.00	0.00	5,000.00	
RN FERRER AND ASSOCI	12-20106	12/31/2010	649,600.00	649,600.00	0.00	0.00	0.00	0.00	0.00	0.00	649,600.00	

This report was generated using the Unified Reporting System on 30/01/2020 15:27 version.FAR3.1.0 ; Status : PENDING

Department: State Universities and Colleges (SUCs)
 Agency: University of the Philippines System
 Operating Unit: < not applicable >
 Organization Code (UACS) : 08 008 0000000

Name of Creditors	Obligation Request and Status			AGING OF UNPAID OBLIGATIONS								Remarks
	Number	Date	Amount	Amount	90 days & below	91 to 180 days	181 to 270 days	271 to 365/366 days	More than 1 year but less than 2 years	More than 2 years		
				5=(6+7+8+9+10+11)	6	7	8	9	10	11		
1	2	3	4								12	
CHINA STATE PHIL	12-21196	12/31/2010	6,592,660.81	6,592,660.81	0.00	0.00	0.00	0.00	0.00	0.00	6,592,660.81	
LUCKY STAR CONSTRUCTION	12-18313	12/31/2009	8,331,576.90	8,331,576.90	0.00	0.00	0.00	0.00	0.00	0.00	8,331,576.90	
Ynzal Marketing Corp., etc	12-75052	12/09/2019	10,369,191.76	10,369,191.76	10,369,191.76	0.00	0.00	0.00	0.00	0.00	0.00	
ACCURACY BUILDER ENTERPRISE	GF 15-12-2381	12/20/2015	1,692,167.89	1,692,167.89	0.00	0.00	0.00	0.00	0.00	0.00	1,692,167.89	
HEXACOM ENTERPRISES	GF 2016-10-1865	10/25/2016	103,007.99	103,007.99	0.00	0.00	0.00	0.00	0.00	0.00	103,007.99	
MJLAC CONSTRUCTION AND AGGREGATES	GF-18-12-1891	12/31/2018	2,540,911.73	2,540,911.73	0.00	0.00	0.00	0.00	0.00	2,540,911.73	0.00	
Gemstone Enterprise	15-10-1163	10/30/2015	7,905.60	7,905.60	0.00	0.00	0.00	0.00	0.00	0.00	7,905.60	
HealthSolutions Enterprises, Inc.	15-12-1460	12/30/2015	180,000.00	180,000.00	0.00	0.00	0.00	0.00	0.00	0.00	180,000.00	
RG Meditron, Inc.	16-02-0115	02/28/2016	350,000.00	350,000.00	0.00	0.00	0.00	0.00	0.00	0.00	350,000.00	
Actimed Healthcare Technologies Inc.	16-03-0230	03/30/2016	7,850.00	7,850.00	0.00	0.00	0.00	0.00	0.00	0.00	7,850.00	
Goldquest Biotechnologies, Inc.	16-04-0386	04/30/2016	55,000.00	55,000.00	0.00	0.00	0.00	0.00	0.00	0.00	55,000.00	
Variance Trading Corp.	16-06-0489	06/30/2016	432,000.00	432,000.00	0.00	0.00	0.00	0.00	0.00	0.00	432,000.00	
Zafire Distributors Incorporated	16-07-0647	07/30/2016	225,124.00	225,124.00	0.00	0.00	0.00	0.00	0.00	0.00	225,124.00	
BTL Medical Technologies, Inc.	16-10-0993	10/30/2016	45,000.00	45,000.00	0.00	0.00	0.00	0.00	0.00	0.00	45,000.00	
Omnibus Bio-Medical Systems, Inc.	16-12-1138	12/30/2016	49,600.00	49,600.00	0.00	0.00	0.00	0.00	0.00	0.00	49,600.00	
Asahi Design Centre, Inc.	16-12-1206	12/30/2016	19,925.00	19,925.00	0.00	0.00	0.00	0.00	0.00	0.00	19,925.00	
For Bidding (Renovation of Elevator Bay Landings)			75,000,000.00	75,000,000.00	75,000,000.00	0.00	0.00	0.00	0.00	0.00	0.00	
CDMO Central Store/R Jamero	15-10-1510	10/31/2015	94,102.00	94,102.00	0.00	0.00	0.00	0.00	0.00	0.00	94,102.00	
CDMO Central Store/R Jamerc	15-12-2734	12/31/2015	458,584.81	458,584.81	0.00	0.00	0.00	0.00	0.00	0.00	458,584.81	
Levin'S Industrial Corporation	16-06-1877	06/30/2016	70,560.00	70,560.00	0.00	0.00	0.00	0.00	0.00	0.00	70,560.00	
CDMO Central Store /Rolando Jamero	16-12-6842	12/31/2016	3,653.94	3,653.94	0.00	0.00	0.00	0.00	0.00	0.00	3,653.94	
Micro-Asia Builders	06-102101-2017-10-5632	12/29/2017	893,346.80	893,346.80	0.00	0.00	0.00	0.00	0.00	0.00	893,346.80	
DAKILA Trading	06-102101-2017-12-4663	12/29/2017	39,679.40	39,679.40	0.00	0.00	0.00	0.00	0.00	0.00	39,679.40	
Goldquest Biotech	06-102101-2017-12-5560	12/29/2017	25,387.88	25,387.88	0.00	0.00	0.00	0.00	0.00	0.00	25,387.88	
Micro Biological	06-102101-2017-12-5576	12/29/2017	24,400.00	24,400.00	0.00	0.00	0.00	0.00	0.00	0.00	24,400.00	
Trulaboratories	06-102101-2017-12-5605	12/29/2017	16,782.79	16,782.79	0.00	0.00	0.00	0.00	0.00	0.00	16,782.79	
Dynalab Corporation	06-102101-2017-12-5614	12/29/2017	1,700.00	1,700.00	0.00	0.00	0.00	0.00	0.00	0.00	1,700.00	

This report was generated using the Unified Reporting System on 30/01/2020 15:27 version.FAR3.1.0 ; Status : PENDING

Department: State Universities and Colleges (SUCs)
 Agency: University of the Philippines System
 Operating Unit: < not applicable >
 Organization Code (UACS) : 08 008 0000000

Name of Creditors	Obligation Request and Status			AGING OF UNPAID OBLIGATIONS							Remarks
	Number	Date	Amount	Amount	90 days & below	91 to 180 days	181 to 270 days	271 to 365/366 days	More than 1 year but less than 2 years	More than 2 years	
				5=(6+7+8+9+10+11)	6	7	8	9	10	11	
1	2	3	4								12
CULASI GENERAL MERCH	06-102101-2018-12-4766	12/28/2018	2,871,227.72	2,871,227.72	0.00	0.00	0.00	0.00	2,871,227.72	0.00	
Dr.Mario Aurello,et.al.	01-19-11-0061	12/31/2019	100,000,000.00	100,000,000.00	100,000,000.00	0.00	0.00	0.00	0.00	0.00	
Marstech Unlimited Solution	01-16-08-0571	12/31/2016	598,989.43	598,989.43	0.00	0.00	0.00	0.00	0.00	598,989.43	
Iserve Customer Management Solutions Inc./ ARN Builders Inc.	01-16-12-0971	12/31/2016	111,184,141.01	111,184,141.01	0.00	0.00	0.00	0.00	0.00	111,184,141.01	
FL Hong Architects	70987	12/21/2016	208,753.44	208,753.44	0.00	0.00	0.00	0.00	0.00	208,753.44	
Mandaue Foam Lnd.	12-1654	12/22/2014	150,000.00	150,000.00	0.00	0.00	0.00	0.00	0.00	150,000.00	
Kima Glass Suppy Co.,Inc.	12-1336	12/18/2015	21,140.00	21,140.00	0.00	0.00	0.00	0.00	0.00	21,140.00	
Cebu Oversea	186	10/06/2016	19,950.00	19,950.00	0.00	0.00	0.00	19,950.00	0.00	0.00	
Comfac	1872	07/01/2017	1,521,900.00	1,521,900.00	0.00	0.00	0.00	0.00	0.00	1,521,900.00	
MC & Trading	3397	11/14/2017	101,469.00	101,469.00	0.00	0.00	0.00	0.00	0.00	101,469.00	
Philippine International Trading Corporation	2688	12/20/2018	1,011,398.00	1,011,398.00	0.00	0.00	0.00	0.00	1,011,398.00	0.00	
A.C. Ong Consulting Inc.	101-15-060238	06/11/2015	307,101.76	307,101.76	0.00	0.00	0.00	0.00	0.00	307,101.76	
Algon Engineering Construction Corp.	101-15-060240	06/30/2015	483,099.25	483,099.25	0.00	0.00	0.00	0.00	0.00	483,099.25	
Davao Photo-Digi Corp.	101-17-122349	12/28/2017	51,897.00	51,897.00	0.00	0.00	0.00	0.00	0.00	51,897.00	
Nxtgen Technologies, Inc.	101-19-080665	08/30/2019	58,040.00	58,040.00	58,040.00	0.00	0.00	0.00	0.00	0.00	
Marknest Construction & Trading	16-12-3580	12/31/2016	1,720,790.89	1,720,790.89	0.00	0.00	0.00	0.00	0.00	1,720,790.89	
Dex-Sal Builders	17-12-005	11/30/2017	2,522,072.24	2,522,072.24	0.00	0.00	0.00	0.00	0.00	2,522,072.24	
Deokna Eight Trading Inc	18-12-0004	12/31/2018	4,988,032.00	4,988,032.00	0.00	0.00	0.00	0.00	4,988,032.00	0.00	
COSMOTECH PHILS., INC.	16-12-3589	12/31/2016	140,000.00	140,000.00	0.00	0.00	0.00	0.00	0.00	140,000.00	
Prime IT Access Solutions Inc.	EO#15-10-2292	10/31/2015	42,000.00	42,000.00	0.00	0.00	0.00	0.00	0.00	42,000.00	
Copiandia office systemes corp	EO#16-02-0232	02/26/2016	14,000.00	14,000.00	0.00	0.00	0.00	0.00	0.00	14,000.00	
Quality Medical Trading	EO#15-08-1827	08/31/2015	5,325.00	5,325.00	0.00	0.00	0.00	0.00	0.00	5,325.00	
Anes Tiger Enterprise	EO#16-01-0094	01/31/2016	9,784.00	9,784.00	0.00	0.00	0.00	0.00	0.00	9,784.00	
HAI-GENE Bic, Inc.	EO#15-12-2683	12/31/2015	8,900.00	8,900.00	0.00	0.00	0.00	0.00	0.00	8,900.00	
Bosser Philippines Inc.	EO#15-10-2261	10/31/2015	21,500.00	21,500.00	0.00	0.00	0.00	0.00	0.00	21,500.00	
Molave Trading Inc.	EO#16-01-032	01/31/2016	89,500.00	89,500.00	0.00	0.00	0.00	0.00	0.00	89,500.00	
Marknest Construction & Trading	CO#16-02-0234	02/28/2016	617,862.22	617,862.22	0.00	0.00	0.00	0.00	0.00	617,862.22	

Department: State Universities and Colleges (SUCs)
 Agency: University of the Philippines System
 Operating Unit: < not applicable >
 Organization Code (UACS) : 08 008 0000000

Name of Creditors	Obligation Request and Status			AGING OF UNPAID OBLIGATIONS							Remarks
	Number	Date	Amount	Amount	90 days & below	91 to 180 days	181 to 270 days	271 to 365/366 days	More than 1 year but less than 2 years	More than 2 years	
1	2	3	4	5=(6+7+8+9+10+11)	6	7	8	9	10	11	12
Jordal Medical Systems, Inc.	EO#16-10-2783	10/31/2016	12,091.30	12,091.30	0.00	0.00	0.00	0.00	0.00	12,091.30	
Marcphil Construction	LFP#17-12-010	12/31/2017	453,375.08	453,375.08	0.00	0.00	0.00	0.00	0.00	453,375.08	
Seacom Inc.	17-12-011	12/31/2017	1,523,503.06	1,523,503.06	0.00	0.00	0.00	0.00	0.00	1,523,503.06	
Molave Trading Inc.	19-12-004	12/31/2019	117,182.20	117,182.20	117,182.20	0.00	0.00	0.00	0.00	0.00	
Weather Tech Refrigeration & Aircon Co.	15-12-4276	01/12/2015	11,892,486.76	11,892,486.76	0.00	0.00	0.00	0.00	0.00	11,892,486.76	
BF Corporation	12-18399	12/31/2017	194,418,604.65	194,418,604.65	0.00	0.00	0.00	0.00	0.00	194,418,604.65	
OSCAR R. RUIVIVAR AND ASSO	01-00015	12/31/2016	1,429,832.14	1,429,832.14	0.00	0.00	0.00	0.00	0.00	1,429,832.14	
ME SICAT CONSTRUCTION INC	12-25842	12/31/2015	8,797,952.50	8,797,952.50	0.00	0.00	0.00	0.00	0.00	8,797,952.50	
COMPUCARE CENTE	03-02381	12/31/2010	175,244.90	175,244.90	0.00	0.00	0.00	0.00	0.00	175,244.90	
Abenson Inc.	07-09762	12/31/2010	5,200.00	5,200.00	0.00	0.00	0.00	0.00	0.00	5,200.00	
PICO Probe	10-14781	12/31/2010	222,500.00	222,500.00	0.00	0.00	0.00	0.00	0.00	222,500.00	
RTDS TECHNOLOGIES	12-17770	12/31/2010	1,160,508.91	1,160,508.91	0.00	0.00	0.00	0.00	0.00	1,160,508.91	
MFT Internation	12-18926	12/31/2010	41,904.75	41,904.75	0.00	0.00	0.00	0.00	0.00	41,904.75	
MFT INTERN'L CORP	12-19317	12/31/2010	90,000.00	90,000.00	0.00	0.00	0.00	0.00	0.00	90,000.00	
DYNAMIC MATERIALS IN	12-19448	12/31/2010	2,987.82	2,987.82	0.00	0.00	0.00	0.00	0.00	2,987.82	
KIMIKA INDUSTRIAL	12-20060	12/31/2010	26,000.00	26,000.00	0.00	0.00	0.00	0.00	0.00	26,000.00	
State Alliance Cente	12-20165	12/31/2010	175,536.00	175,536.00	0.00	0.00	0.00	0.00	0.00	175,536.00	
Flexy Components, In	12-20241	12/31/2010	10,000.00	10,000.00	0.00	0.00	0.00	0.00	0.00	10,000.00	
Customers First Trad	12-20283	12/31/2010	44,964.00	44,964.00	0.00	0.00	0.00	0.00	0.00	44,964.00	
Compucare Center	12-20382	12/31/2010	47,960.00	47,960.00	0.00	0.00	0.00	0.00	0.00	47,960.00	
ELITE SCIENTIFIC & D	12-20420	12/31/2010	27,216.00	27,216.00	0.00	0.00	0.00	0.00	0.00	27,216.00	
AUTOMATIC CENTER	12-20447	12/31/2010	29,950.00	29,950.00	0.00	0.00	0.00	0.00	0.00	29,950.00	
MFT INTL CORP	12-20463	12/31/2010	47,098.12	47,098.12	0.00	0.00	0.00	0.00	0.00	47,098.12	
Philab Industries	12-20461	12/31/2010	84,076.00	84,076.00	0.00	0.00	0.00	0.00	0.00	84,076.00	
Philcopy Corp	12-20522	12/31/2010	44,500.00	44,500.00	0.00	0.00	0.00	0.00	0.00	44,500.00	
RGSA	12-20543	12/31/2010	24,757.20	24,757.20	0.00	0.00	0.00	0.00	0.00	24,757.20	
Office Warehouse Inc	12-20572	12/31/2010	19,996.00	19,996.00	0.00	0.00	0.00	0.00	0.00	19,996.00	

This report was generated using the Unified Reporting System on 30/01/2020 15:27 version.FAR3.1.0 : Status : PENDING

Department: State Universities and Colleges (SUCs)
 Agency: University of the Philippines System
 Operating Unit: < not applicable >
 Organization Code (UACS) : 08 008 0000000

Name of Creditors	Obligation Request and Status			AGING OF UNPAID OBLIGATIONS							Remarks	
	Number	Date	Amount	Amount	90 days & below	91 to 180 days	181 to 270 days	271 to 365/366 days	More than 1 year but less than 2 years	More than 2 years		
				5=(6+7+8+9+10+11)	6	7	8	9	10	11		
1	2	3	4								12	
SUPERSERVE CORP	12-20620	12/31/2010	11,460.00	11,460.00	0.00	0.00	0.00	0.00	0.00	0.00	11,460.00	
Customer First Tradi	12-20673	12/31/2010	236,877.76	236,877.76	0.00	0.00	0.00	0.00	0.00	0.00	236,877.76	
Dynalab Corporation	12-20799	12/31/2010	36,080.00	36,080.00	0.00	0.00	0.00	0.00	0.00	0.00	36,080.00	
Superserve	12-20847	12/31/2010	43,200.00	43,200.00	0.00	0.00	0.00	0.00	0.00	0.00	43,200.00	
SUPERSERVE CORP	12-20874	12/31/2010	38,400.00	38,400.00	0.00	0.00	0.00	0.00	0.00	0.00	38,400.00	
AUTOMATIC CENTER	12-20980	12/31/2010	40,000.00	40,000.00	0.00	0.00	0.00	0.00	0.00	0.00	40,000.00	
New DATCHE Sales & S	12-21003	12/31/2010	33,900.00	33,900.00	0.00	0.00	0.00	0.00	0.00	0.00	33,900.00	
INCA PLASTIC PHILS I	12-21052	12/31/2010	12,800.00	12,800.00	0.00	0.00	0.00	0.00	0.00	0.00	12,800.00	
Mars Laboratory Inst	12-21096	12/31/2010	27,000.00	27,000.00	0.00	0.00	0.00	0.00	0.00	0.00	27,000.00	
SUPERSERVE CORP	12-21163	12/31/2010	59,000.00	59,000.00	0.00	0.00	0.00	0.00	0.00	0.00	59,000.00	
Compucare Center	12-21185	12/31/2010	45,000.00	45,000.00	0.00	0.00	0.00	0.00	0.00	0.00	45,000.00	
Compucare Cente	12-21216	12/31/2010	45,000.00	45,000.00	0.00	0.00	0.00	0.00	0.00	0.00	45,000.00	
GLOBAL INVENTIVE TEC	12-21233	12/31/2010	43,335.00	43,335.00	0.00	0.00	0.00	0.00	0.00	0.00	43,335.00	
Mars Laboratory Inst	12-21340	12/31/2010	44,000.00	44,000.00	0.00	0.00	0.00	0.00	0.00	0.00	44,000.00	
Lifeline - micropipe	12-21367	12/31/2010	40,800.00	40,800.00	0.00	0.00	0.00	0.00	0.00	0.00	40,800.00	
SUPERSERVE	12-21424	12/31/2010	49,500.00	49,500.00	0.00	0.00	0.00	0.00	0.00	0.00	49,500.00	
COMPUCARE	12-21453	12/31/2010	45,730.00	45,730.00	0.00	0.00	0.00	0.00	0.00	0.00	45,730.00	
ACCENT MICRO TE	12-21478	12/31/2010	44,800.00	44,800.00	0.00	0.00	0.00	0.00	0.00	0.00	44,800.00	
PHILIPP'S TECHNICAL	12-20213	12/31/2010	421,480.00	421,480.00	0.00	0.00	0.00	0.00	0.00	0.00	421,480.00	
ASSET BUILDERS CORPO	12-21320	12/31/2010	23,533,219.54	23,533,219.54	0.00	0.00	0.00	0.00	0.00	0.00	23,533,219.54	
PHILIPP'S TECHNICAL	06-07182	12/31/2009	421,480.00	421,480.00	0.00	0.00	0.00	0.00	0.00	0.00	421,480.00	
Ynzal Marketing Corp., et. Al	12-77261	12/28/2018	39,890.00	39,890.00	0.00	0.00	0.00	39,890.00	0.00	0.00	0.00	
ACCURACY BUILDER ENTERPRISE	GF 16-12-2293	12/17/2016	228,332.11	228,332.11	0.00	0.00	0.00	0.00	0.00	0.00	228,332.11	
INSTRUMIX SUPPLIER, INC	GF 16-11-2123	11/25/2016	2,100.00	2,100.00	0.00	0.00	0.00	0.00	0.00	0.00	2,100.00	
ANGEL GABRIEL BUILDERS AND REALTY CORPORATION	GF-18-12-2066	12/31/2018	84,408,921.80	84,408,921.80	0.00	0.00	0.00	0.00	0.00	84,408,921.80	0.00	
RMG Hospital Supply, Inc.	15-10-1212	10/30/2015	56,281.60	56,281.60	0.00	0.00	0.00	0.00	0.00	0.00	56,281.60	
MCSA Marketing	15-12-1519	12/30/2015	3,350.00	3,350.00	0.00	0.00	0.00	0.00	0.00	0.00	3,350.00	

This report was generated using the Unified Reporting System on 30/01/2020 15:27 version FAR3.1.0 ; Status : PENDING

Department: State Universities and Colleges (SUCs)
 Agency: University of the Philippines System
 Operating Unit: < not applicable >
 Organization Code (UACS) : 08 008 0000000

Name of Creditors	Obligation Request and Status			AGING OF UNPAID OBLIGATIONS							Remarks	
	Number	Date	Amount	Amount	90 days & below	91 to 180 days	181 to 270 days	271 to 365/366 days	More than 1 year but less than 2 years	More than 2 years		
				5=(6+7+8+9+10+11)	6	7	8	9	10	11		
1	2	3	4								12	
Endure Medical, Inc.	16-03-0165	03/30/2016	249,800.00	249,800.00	0.00	0.00	0.00	0.00	0.00	0.00	249,800.00	
Ritegroup Incorporated	16-03-0231	03/30/2016	13,865.00	13,865.00	0.00	0.00	0.00	0.00	0.00	0.00	13,865.00	
Drake Marketing and Equipment Corp.	16-04-0390	04/30/2016	3,950.00	3,950.00	0.00	0.00	0.00	0.00	0.00	0.00	3,950.00	
Marcelino P. Siringan Ref And Aircon Repair Service	16-06-0506	06/30/2016	796,360.00	796,360.00	0.00	0.00	0.00	0.00	0.00	0.00	796,360.00	
Moster Philippines, Incorporated	16-07-0682	07/30/2016	8,890.00	8,890.00	0.00	0.00	0.00	0.00	0.00	0.00	8,890.00	
Pantronics International Corp.	16-10-1008	10/30/2016	2,895.00	2,895.00	0.00	0.00	0.00	0.00	0.00	0.00	2,895.00	
P.B. Dionisio and Co. Inc.	16-12-1139	12/30/2016	48,618.88	48,618.88	0.00	0.00	0.00	0.00	0.00	0.00	48,618.88	
Eight Treasures Trading	16-12-1222	12/30/2016	27,300.00	27,300.00	0.00	0.00	0.00	0.00	0.00	0.00	27,300.00	
For Bidding (Purchase of 1-Unit MRI Scanner)			90,000,000.00	90,000,000.00	90,000,000.00	0.00	0.00	0.00	0.00	0.00	0.00	
CDMO Central Store/R Jamero	15-10-1511	10/31/2015	19,000.00	19,000.00	0.00	0.00	0.00	0.00	0.00	0.00	19,000.00	
CDMO Central Store/R Jamero	15-12-2735	12/31/2015	247,654.55	247,654.55	0.00	0.00	0.00	0.00	0.00	0.00	247,654.55	
Dakila Trading Corporation	16-07-2025	07/31/2016	15,500.00	15,500.00	0.00	0.00	0.00	0.00	0.00	0.00	15,500.00	
Ricar Francisco	16-12-6842	12/31/2016	29,288.24	29,288.24	0.00	0.00	0.00	0.00	0.00	0.00	29,288.24	
Krypton Ind. Resources	06-102101-2017-11-4656	12/29/2017	3,880.00	3,880.00	0.00	0.00	0.00	0.00	0.00	0.00	3,880.00	
FFJJ Construction	06-102101-2017-12-4834	12/29/2017	998,028.83	998,028.83	0.00	0.00	0.00	0.00	0.00	0.00	998,028.83	
Instrumix Supplier	06-102101-2017-12-5561	12/29/2017	100,770.00	100,770.00	0.00	0.00	0.00	0.00	0.00	0.00	100,770.00	
Molave Trading	06-102101-2017-12-5579	12/29/2017	11,380.59	11,380.59	0.00	0.00	0.00	0.00	0.00	0.00	11,380.59	
Micro Biological Lab	06-102101-2017-12-5606	12/29/2017	4,170.00	4,170.00	0.00	0.00	0.00	0.00	0.00	0.00	4,170.00	
Solid Videc	06-102101-2017-12-5617	12/29/2017	100,625.00	100,625.00	0.00	0.00	0.00	0.00	0.00	0.00	100,625.00	
ASM Francisco Const.	06-101101-2019-12-6312	12/31/2019	49,988,463.00	49,988,463.00	49,988,463.00	0.00	0.00	0.00	0.00	0.00	0.00	
ACS Development and Property Managers Inc	01-17-11-0198	12/31/2017	7,510,958.02	7,510,958.02	0.00	0.00	0.00	0.00	0.00	0.00	7,510,958.02	
Microgenesis	01-16-08-0572	12/31/2016	190,943.58	190,943.58	0.00	0.00	0.00	0.00	0.00	0.00	190,943.58	
A.C. Ong Consulting Inc.	01-16-12-0972	12/31/2016	2,436,480.52	2,436,480.52	0.00	0.00	0.00	0.00	0.00	0.00	2,436,480.52	
Enrivel Construction	48454	12/20/2017	983,805.84	983,805.84	0.00	0.00	0.00	0.00	0.00	0.00	983,805.84	
Sato Glass	12-1660	12/22/2014	9,660.00	9,660.00	0.00	0.00	0.00	0.00	0.00	0.00	9,660.00	
San Narciso Builders Corporation	12-1345	12/18/2015	555,761.10	555,761.10	0.00	0.00	0.00	0.00	0.00	0.00	555,761.10	
Cebu Oversea Hardware Co., Inc	6295	12/29/2016	17,205.50	17,205.50	0.00	0.00	0.00	17,205.50	0.00	0.00	0.00	

Department: State Universities and Colleges (SUCs)
 Agency: University of the Philippines System
 Operating Unit: < not applicable >
 Organization Code (UACS): 08 008 0000000

Name of Creditors	Obligation Request and Status			AGING OF UNPAID OBLIGATIONS							Remarks
	Number	Date	Amount	Amount	90 days & below	91 to 180 days	181 to 270 days	271 to 365/366 days	More than 1 year but less than 2 years	More than 2 years	
				5=(6+7+8+9+10+11)	6	7	8	9	10	11	
1	2	3	4								12
Emcor Incorporated	1888	07/04/2017	482,660.21	482,660.21	0.00	0.00	0.00	0.00	0.00	482,660.21	
Speedfusion Networks, Inc.	3404	11/15/2017	1,400,474.88	1,400,474.88	0.00	0.00	0.00	0.00	0.00	1,400,474.88	
JRJ Solution Enterprises	2749	12/20/2018	737,650.00	737,650.00	0.00	0.00	0.00	0.00	737,650.00	0.00	
A.C. Ong Consulting Inc.	101-15-080396	08/26/2015	164,192.00	164,192.00	0.00	0.00	0.00	0.00	0.00	164,192.00	
Algon Engineering Construction Corp.	101-15-060237	06/30/2015	95,975.54	95,975.54	0.00	0.00	0.00	0.00	0.00	95,975.54	
Davao Photo-Digi Corp.	101-17-122345	12/28/2017	1,061,221.00	1,061,221.00	0.00	0.00	0.00	0.00	0.00	1,061,221.00	
Philippine International Trading Corporation (PITC)	101-19-111562	11/12/2019	50,000,000.00	50,000,000.00	50,000,000.00	0.00	0.00	0.00	0.00	0.00	
PITC	17-12-012	12/31/2017	3,253,871.20	3,253,871.20	0.00	0.00	0.00	0.00	0.00	3,253,871.20	
Ritvit Construction	LFP#17-12-006	12/31/2017	8,949,377.53	8,949,377.53	0.00	0.00	0.00	0.00	0.00	8,949,377.53	
S.M. Severino Construction and Trading	18-10-0003	10/31/2018	8,776,203.00	8,776,203.00	0.00	0.00	0.00	0.00	7,974,946.57	801,256.43	
Sigma Tech, Inc.	16.12.3590	12/31/2016	730,275.00	730,275.00	0.00	0.00	0.00	0.00	0.00	730,275.00	
K.O.B.S. Customers First Trading Incorporation	EO#15-10-2351	10/31/2015	313,888.88	313,888.88	0.00	0.00	0.00	0.00	0.00	313,888.88	
Golden Bat Inc	EO#15.8.1772	08/31/2015	6,325.00	6,325.00	0.00	0.00	0.00	0.00	0.00	6,325.00	
Xitrix Computer Corp.	EO#15-11-2617	11/30/2015	32,680.00	32,680.00	0.00	0.00	0.00	0.00	0.00	32,680.00	
Agile Techfrontiers Corporation	EO#15-11-2559	11/30/2015	5,398.70	5,398.70	0.00	0.00	0.00	0.00	0.00	5,398.70	
SLID Netsystem Phil Corporation	EO#16.01.0106	01/31/2016	3,980.00	3,980.00	0.00	0.00	0.00	0.00	0.00	3,980.00	
Bossl Philippines Inc.	EO#16-01-0092	01/31/2016	19,500.00	19,500.00	0.00	0.00	0.00	0.00	0.00	19,500.00	
Molave Trading Inc.	EO#15-12-2950	12/31/2015	120,689.84	120,689.84	0.00	0.00	0.00	0.00	0.00	120,689.84	
Marknest Construction & Trading	CO#2016-02-234	02/28/2016	795,340.00	795,340.00	0.00	0.00	0.00	0.00	0.00	795,340.00	
INF ORWORX INC.	EO#16-11-2976	11/30/2016	8,316.00	8,316.00	0.00	0.00	0.00	0.00	0.00	8,316.00	
Marcphil Construction	LFP#17-12-08	12/31/2017	779,805.12	779,805.12	0.00	0.00	0.00	0.00	0.00	779,805.12	
Blackram Builders Inc.	17-11-003	11/30/2017	135,803.86	135,803.86	0.00	0.00	0.00	0.00	0.00	135,803.86	
Labotech Trading	19-12-005	12/31/2019	198,800.00	198,800.00	198,800.00	0.00	0.00	0.00	0.00	0.00	
RC De Villa Construction & Devt Corp	15-12-4275	1/12/2015	246,535.60	246,535.60	0.00	0.00	0.00	0.00	0.00	246,535.60	
KB Konstrak Biding Solusyons	12-19074	12/31/2017	14,473,961.96	14,473,961.96	0.00	0.00	0.00	0.00	0.00	14,473,961.96	
PHILIPP'S TECHNICAL CONSUL	02-00861	12/31/2016	853,990.51	853,990.51	0.00	0.00	0.00	0.00	0.00	853,990.51	
RR ENCAEO CONTRACTORS	12-25417	12/31/2015	53,700,000.00	53,700,000.00	0.00	0.00	0.00	0.00	0.00	53,700,000.00	

This report was generated using the Unified Reporting System on 30/01/2020 15:27 version.FAR3.1.0 ; Status : PENDING

Department: State Universities and Colleges (SUCs)
 Agency: University of the Philippines System
 Operating Unit: < not applicable >
 Organization Code (UACS) : 08 008 0000000

Name of Creditors	Obligation Request and Status			AGING OF UNPAID OBLIGATIONS							Remarks	
	Number	Date	Amount	Amount	90 days & below	91 to 180 days	181 to 270 days	271 to 365/366 days	More than 1 year but less than 2 years	More than 2 years		
				5=(6+7+8+9+10+11)	6	7	8	9	10	11		
1	2	3	4								12	
ALPHA GEOSCIENC	03-02382	12/31/2010	136,654.66	136,654.66	0.00	0.00	0.00	0.00	0.00	0.00	136,654.66	
Felta Multi med	09-11871	12/31/2010	395,000.00	395,000.00	0.00	0.00	0.00	0.00	0.00	0.00	395,000.00	
Compucare Cente	11-15536	12/31/2010	390,320.00	390,320.00	0.00	0.00	0.00	0.00	0.00	0.00	390,320.00	
Philab Industries	12-17915	12/31/2010	4,142,803.00	4,142,803.00	0.00	0.00	0.00	0.00	0.00	0.00	4,142,803.00	
Golden Bat	12-19171	12/31/2010	22,000.00	22,000.00	0.00	0.00	0.00	0.00	0.00	0.00	22,000.00	
MFT -chairs	12-19373	12/31/2010	170,340.35	170,340.35	0.00	0.00	0.00	0.00	0.00	0.00	170,340.35	
AUTOMATIC CENTER	12-19677	12/31/2010	29,950.00	29,950.00	0.00	0.00	0.00	0.00	0.00	0.00	29,950.00	
GOLDEN BELL MARKETIN	12-20061	12/31/2010	28,000.00	28,000.00	0.00	0.00	0.00	0.00	0.00	0.00	28,000.00	
ABLE MASTERCRAFT TRA	12-20175	12/31/2010	38,400.00	38,400.00	0.00	0.00	0.00	0.00	0.00	0.00	38,400.00	
Flexy Components, In	12-20243	12/31/2010	43,400.00	43,400.00	0.00	0.00	0.00	0.00	0.00	0.00	43,400.00	
Microdata Systems &	12-20285	12/31/2010	42,000.00	42,000.00	0.00	0.00	0.00	0.00	0.00	0.00	42,000.00	
Customers First Trad	12-20387	12/31/2010	39,688.88	39,688.88	0.00	0.00	0.00	0.00	0.00	0.00	39,688.88	
ELITE SCIENTIFIC & D	12-20421	12/31/2010	40,320.00	40,320.00	0.00	0.00	0.00	0.00	0.00	0.00	40,320.00	
RS Components Limete	12-20448	12/31/2010	36,610.56	36,610.56	0.00	0.00	0.00	0.00	0.00	0.00	36,610.56	
WESTERN GRAND CENTRA	12-20464	12/31/2010	42,950.00	42,950.00	0.00	0.00	0.00	0.00	0.00	0.00	42,950.00	
MECHANICAL HANDLING	12-20510	12/31/2010	50,000.00	50,000.00	0.00	0.00	0.00	0.00	0.00	0.00	50,000.00	
AUTOMATIC CENTER	12-20523	12/31/2010	37,000.00	37,000.00	0.00	0.00	0.00	0.00	0.00	0.00	37,000.00	
AUTOMATIC CENTER	12-20546	12/31/2010	33,900.00	33,900.00	0.00	0.00	0.00	0.00	0.00	0.00	33,900.00	
UNI-PHIL DANZEN, INC	12-20577	12/31/2010	60,000.00	60,000.00	0.00	0.00	0.00	0.00	0.00	0.00	60,000.00	
Superserve Corp	12-20622	12/31/2010	31,794.00	31,794.00	0.00	0.00	0.00	0.00	0.00	0.00	31,794.00	
HAVERHILL ENTERPRISE	12-20702	12/31/2010	11,610.00	11,610.00	0.00	0.00	0.00	0.00	0.00	0.00	11,610.00	
Golden Bat (Far East	12-20801	12/31/2010	43,719.60	43,719.60	0.00	0.00	0.00	0.00	0.00	0.00	43,719.60	
MFT International Cc	12-20850	12/31/2010	43,549.63	43,549.63	0.00	0.00	0.00	0.00	0.00	0.00	43,549.63	
Superserve Corp	12-20910	12/31/2010	46,300.00	46,300.00	0.00	0.00	0.00	0.00	0.00	0.00	46,300.00	
Office Warehouse	12-20961	12/31/2010	49,392.00	49,392.00	0.00	0.00	0.00	0.00	0.00	0.00	49,392.00	
AUTOMATIC CENTER	12-21005	12/31/2010	49,500.00	49,500.00	0.00	0.00	0.00	0.00	0.00	0.00	49,500.00	
Flexy Components Inc	12-21053	12/31/2010	12,360.00	12,360.00	0.00	0.00	0.00	0.00	0.00	0.00	12,360.00	

Department: State Universities and Colleges (SUCs)
 Agency: University of the Philippines System
 Operating Unit: < not applicable >
 Organization Code (UACS) : 08 008 000000

Name of Creditors	Obligation Request and Status			AGING OF UNPAID OBLIGATIONS							Remarks	
	Number	Date	Amount	Amount	90 days & below	91 to 180 days	181 to 270 days	271 to 365/366 days	More than 1 year but less than 2 years	More than 2 years		
				5=(6+7+8+9+10+11)	6	7	8	9	10	11		
1	2	3	4								12	
COMPUCARE CENTER	12-21116	12/31/2010	335,160.00	335,160.00	0.00	0.00	0.00	0.00	0.00	0.00	335,160.00	
LANDMARK HARDWARE	12-21166	12/31/2010	5,599.50	5,599.50	0.00	0.00	0.00	0.00	0.00	0.00	5,599.50	
Compucare Center	12-21186	12/31/2010	45,000.00	45,000.00	0.00	0.00	0.00	0.00	0.00	0.00	45,000.00	
Design Excellen	12-21217	12/31/2010	40,500.00	40,500.00	0.00	0.00	0.00	0.00	0.00	0.00	40,500.00	
SUPERSERVE CORP	12-21237	12/31/2010	11,700.00	11,700.00	0.00	0.00	0.00	0.00	0.00	0.00	11,700.00	
ABENSON	12-21340	12/31/2010	47,220.00	47,220.00	0.00	0.00	0.00	0.00	0.00	0.00	47,220.00	
Compucare Center - t	12-21402	12/31/2010	47,995.00	47,995.00	0.00	0.00	0.00	0.00	0.00	0.00	47,995.00	
FLEXY COMPONENT	12-21427	12/31/2010	46,200.00	46,200.00	0.00	0.00	0.00	0.00	0.00	0.00	46,200.00	
COMPUCARE	12-21454	12/31/2010	49,990.00	49,990.00	0.00	0.00	0.00	0.00	0.00	0.00	49,990.00	
ACCENT MICRO TE	12-21479	12/31/2010	30,500.00	30,500.00	0.00	0.00	0.00	0.00	0.00	0.00	30,500.00	
MERALCO	12-20613	12/31/2010	1,669,282.47	1,669,282.47	0.00	0.00	0.00	0.00	0.00	0.00	1,669,282.47	
DHN CONSTRUCTIO	12-21420	12/31/2010	897,697.07	897,697.07	0.00	0.00	0.00	0.00	0.00	0.00	897,697.07	
RN FERRER & ASSOCIATES	09-11104	12/31/2009	364,815.36	364,815.36	0.00	0.00	0.00	0.00	0.00	0.00	364,815.36	
PGM Construction & Plumbing Services	12-77267	12/28/2016	176,969.84	176,969.84	0.00	0.00	0.00	176,969.84	0.00	0.00	0.00	
WATER CARE INTERNATIONAL SALES, INC.	GF 2016-03-0046	03/15/2016	517,400.00	517,400.00	0.00	0.00	0.00	0.00	0.00	0.00	517,400.00	
KRYPTON INDUSTRIAL RESOURCES, CO.	GF 16-11-2120	11/26/2016	9,000.00	9,000.00	0.00	0.00	0.00	0.00	0.00	0.00	9,000.00	
M. VERANO CONST. CORP. / GREAT ZONE ENTERPRISE	GF-2019-12-2139	12/31/2019	20,000,000.00	20,000,000.00	20,000,000.00	0.00	0.00	0.00	0.00	0.00	0.00	
Medicotek, Inc.	15-10-1238	10/30/2015	177,600.00	177,600.00	0.00	0.00	0.00	0.00	0.00	0.00	177,600.00	
Medtronix Medical Supplies & Equipment	15-12-1598	12/30/2015	73,800.00	73,800.00	0.00	0.00	0.00	0.00	0.00	0.00	73,800.00	
Guill-Bern Corp.	16-03-0196	03/30/2016	47,825.00	47,825.00	0.00	0.00	0.00	0.00	0.00	0.00	47,825.00	
Variance Trading Corp.	16-03-0232	03/30/2016	9,700.00	9,700.00	0.00	0.00	0.00	0.00	0.00	0.00	9,700.00	
Variance Trading Corp.	16-04-0392	04/30/2016	40,000.00	40,000.00	0.00	0.00	0.00	0.00	0.00	0.00	40,000.00	
Luzon Sales Co.,Inc.	16-06-0531	06/30/2016	8,495.00	8,495.00	0.00	0.00	0.00	0.00	0.00	0.00	8,495.00	
Fernando Medical Enterprises Inc.	16-08-0747	08/30/2016	252,000.00	252,000.00	0.00	0.00	0.00	0.00	0.00	0.00	252,000.00	
16/35MM Production Supply	16-10-1009	10/30/2016	5,700.00	5,700.00	0.00	0.00	0.00	0.00	0.00	0.00	5,700.00	
Health Solutions Enterprises, Inc.	16-12-1180	12/30/2016	125,860.00	125,860.00	0.00	0.00	0.00	0.00	0.00	0.00	125,860.00	
Eight Treasures Trading	16-12-1228	12/30/2016	45,000.00	45,000.00	0.00	0.00	0.00	0.00	0.00	0.00	45,000.00	

Department: State Universities and Colleges (SUCs)
 Agency: University of the Philippines System
 Operating Unit: < not applicable >
 Organization Code (UACS) : 08 008 0000000

Name of Creditors	Obligation Request and Status			AGING OF UNPAID OBLIGATIONS							Remarks	
	Number	Date	Amount	Amount	90 days & below	91 to 180 days	181 to 270 days	271 to 365/366 days	More than 1 year but less than 2 years	More than 2 years		
				5*(6+7+8+9+10+11)	6	7	8	9	10	11		
1	2	3	4								12	
For Bidding (Design, Build, Installation of PET-CT Scanner)			100,000,000.00	100,000,000.00	100,000,000.00	0.00	0.00	0.00	0.00	0.00	0.00	
Mandaue Foam	15-10-1822	10/31/2015	11,000.00	11,000.00	0.00	0.00	0.00	0.00	0.00	0.00	11,000.00	
CDMO Central Store/R Jamero	15-12-2736	12/31/2015	212,384.67	212,384.67	0.00	0.00	0.00	0.00	0.00	0.00	212,384.67	
D'Malt Industrial Sales Corporation	16-07-2025	07/31/2016	1,878.00	1,878.00	0.00	0.00	0.00	0.00	0.00	0.00	1,878.00	
Kris Db Construction & Supply	16-12-6843	12/31/2016	945.60	945.60	0.00	0.00	0.00	0.00	0.00	0.00	945.60	
ITS Science Phils	06-102101-2017-11-4660	12/29/2017	47,458.00	47,458.00	0.00	0.00	0.00	0.00	0.00	0.00	47,458.00	
Steven Const & Supply	06-102101-2017-12-5218	12/29/2017	210,768.35	210,768.35	0.00	0.00	0.00	0.00	0.00	0.00	210,768.35	
ITS Science Phils	06-102101-2017-12-5562	12/29/2017	156,300.00	156,300.00	0.00	0.00	0.00	0.00	0.00	0.00	156,300.00	
Prince Valiant	06-102101-2017-12-5580	12/29/2017	80,622.94	80,622.94	0.00	0.00	0.00	0.00	0.00	0.00	80,622.94	
Goldquest Biotech	06-102101-2017-12-5607	12/29/2017	10,080.00	10,080.00	0.00	0.00	0.00	0.00	0.00	0.00	10,080.00	
FFJJ Construction	06-102101-2017-12-5626	12/29/2017	1,438,327.00	1,438,327.00	0.00	0.00	0.00	0.00	0.00	0.00	1,438,327.00	
Micro Asia Builders Corp	06-101101-2019-12-6323	12/31/2019	26,013,184.92	26,013,184.92	26,013,184.92	0.00	0.00	0.00	0.00	0.00	0.00	
UP System	01-17-12-0722	12/31/2017	2,250,000.00	2,250,000.00	0.00	0.00	0.00	0.00	0.00	0.00	2,250,000.00	
Pronet Systems Integrated Network Solution, Inc.	01-16-08-0573	12/31/2016	4,424,500.00	4,424,500.00	0.00	0.00	0.00	0.00	0.00	0.00	4,424,500.00	
S.C. Megaworld Construction and Development Corporation	01-13-12-0796	12/30/2016	3,703,576.51	3,703,576.51	0.00	0.00	0.00	0.00	0.00	0.00	3,703,576.51	
Gakken Philippines Inc.	48580	12/26/2016	6,060.80	6,060.80	0.00	0.00	0.00	0.00	0.00	6,060.80	0.00	
Microdata System and Mngt. Corp	12-1669	12/22/2014	12,600.00	12,600.00	0.00	0.00	0.00	0.00	0.00	0.00	12,600.00	
Ng Khai Dev Corporation	12-1339	12/18/2015	55,088.50	55,088.50	0.00	0.00	0.00	0.00	0.00	0.00	55,088.50	
PJD Lab Marketing Services	3404	12/31/2016	237,400.00	237,400.00	0.00	0.00	0.00	237,400.00	0.00	0.00	0.00	
Comfac	1875	07/04/2017	1,491,650.00	1,491,650.00	0.00	0.00	0.00	0.00	0.00	0.00	1,491,650.00	
Microdata & Systems Management	3399	11/29/2017	290,400.00	290,400.00	0.00	0.00	0.00	0.00	0.00	0.00	290,400.00	
Ng Khai Dev Corporation	2749	12/20/2018	80,000.00	80,000.00	0.00	0.00	0.00	0.00	0.00	80,000.00	0.00	
A.C. Ong Consulting Inc.	101-17-122428	12/29/2017	3,747,072.00	3,747,072.00	0.00	0.00	0.00	0.00	0.00	0.00	3,747,072.00	
Better Component, Inc.	101-15-120915	12/31/2015	160,000.00	160,000.00	0.00	0.00	0.00	0.00	0.00	0.00	160,000.00	
Davao Photo-Digi Corp.	101-17-122341	12/26/2017	96,900.00	96,900.00	0.00	0.00	0.00	0.00	0.00	0.00	96,900.00	
Philippine International Trading Corporation (PITC)	101-19-111563	11/12/2019	50,000,000.00	50,000,000.00	50,000,000.00	0.00	0.00	0.00	0.00	0.00	0.00	
PITC	17-12-013	12/31/2017	6,019,888.72	6,019,888.72	0.00	0.00	0.00	0.00	0.00	0.00	6,019,888.72	

Department: State Universities and Colleges (SUCs)
 Agency: University of the Philippines System
 Operating Unit: < not applicable >
 Organization Code (UACS) : 08 008 000000

Name of Creditors	Obligation Request and Status			AGING OF UNPAID OBLIGATIONS							Remarks
	Number	Date	Amount	Amount	90 days & below	91 to 180 days	181 to 270 days	271 to 365/366 days	More than 1 year but less than 2 years	More than 2 years	
				5=(6+7+8+9+10+11)	6	7	8	9	10	11	
1	2	3	4								12
BF Corporation	17-12-007	12/31/2017	194,009,989.63	194,009,989.63	0.00	0.00	0.00	0.00	0.00	194,009,989.63	
J2M Builders	18-09-0001	09/30/2018	1,777,632.00	1,777,632.00	0.00	0.00	0.00	0.00	1,777,632.00	0.00	
DBM Procurement Service	EO#15-12-2889	12/31/2015	6,598,500.00	6,598,500.00	0.00	0.00	0.00	0.00	0.00	6,598,500.00	
Bossel Philippines Inc.	EO#15-12-2781	12/31/2015	190,000.00	190,000.00	0.00	0.00	0.00	0.00	0.00	190,000.00	
Golden Bat Inc	EO#15-12-2811	12/31/2015	45,517.30	45,517.30	0.00	0.00	0.00	0.00	0.00	45,517.30	
Rainphil Inc.	EO#15-08-1758	08/31/2015	3,600.00	3,600.00	0.00	0.00	0.00	0.00	0.00	3,600.00	
Chemrub Technologies Inc.	EO#15-12-2897	12/31/2015	4,850.00	4,850.00	0.00	0.00	0.00	0.00	0.00	4,850.00	
Columbia Technologies, Inc.	EO#16-02-0235	02/28/2016	15,899.10	15,899.10	0.00	0.00	0.00	0.00	0.00	15,899.10	
ALVTECHNOLOGIES Philippines, Inc.	EO#15-08-1762	08/31/2015	12,885.40	12,885.40	0.00	0.00	0.00	0.00	0.00	12,885.40	
Molave Trading Inc.	EO#15-12-2808	12/31/2015	80,000.00	80,000.00	0.00	0.00	0.00	0.00	0.00	80,000.00	
Marknest Construction & Trading	CO#16-09-0924	09/30/2016	46,104.28	46,104.28	0.00	0.00	0.00	0.00	0.00	46,104.28	
RG MEDITRON, INC.	EO#16-01-027	01/31/2016	55,438.00	55,438.00	0.00	0.00	0.00	0.00	0.00	55,438.00	
Marcphil Construction	LFP#17-12-10	12/31/2017	730,790.45	730,790.45	0.00	0.00	0.00	0.00	0.00	730,790.45	
Trilex Builders and Construction Supply	16-10-0002	10/31/2018	338,880.04	338,880.04	0.00	0.00	0.00	0.00	0.00	338,880.04	
Gruppo Technico Medico Internazionale, Inc.	19-12-006	12/31/2019	4,900,000.00	4,900,000.00	4,900,000.00	0.00	0.00	0.00	0.00	0.00	
Enrique Olanan & Associates	17-10-3661	1/10/2017	1,000,000.00	1,000,000.00	0.00	0.00	0.00	0.00	0.00	1,000,000.00	
ISOMETRIC ENTERPRISES	08-16467	12/31/2016	10,000.00	10,000.00	0.00	0.00	0.00	0.00	0.00	10,000.00	
PHILIPP'S TECHNICAL CONSUL	02-00860	12/31/2016	524,494.29	524,494.29	0.00	0.00	0.00	0.00	0.00	524,494.29	
NEW TBP CONSTRUCTION	12-27494	12/31/2015	7,904,316.31	7,904,316.31	0.00	0.00	0.00	0.00	0.00	7,904,316.31	
BayanPC Tech Inc., -	03-03269	12/31/2010	46,515.00	46,515.00	0.00	0.00	0.00	0.00	0.00	46,515.00	
COMPUCARE	09-11892	12/31/2010	327,655.81	327,655.81	0.00	0.00	0.00	0.00	0.00	327,655.81	
See manufacturi	11-15539	12/31/2010	214,240.00	214,240.00	0.00	0.00	0.00	0.00	0.00	214,240.00	
Golden Bat	12-17941	12/31/2010	208,715.00	208,715.00	0.00	0.00	0.00	0.00	0.00	208,715.00	
SICCION MARKETING	12-19208	12/31/2010	92,500.00	92,500.00	0.00	0.00	0.00	0.00	0.00	92,500.00	
TOOLEC INC	12-19381	12/31/2010	39,852.00	39,852.00	0.00	0.00	0.00	0.00	0.00	39,852.00	
Philab Industries	12-19855	12/31/2010	48,000.00	48,000.00	0.00	0.00	0.00	0.00	0.00	48,000.00	
SYSPRO COMPUTER SPEC	12-20062	12/31/2010	12,900.00	12,900.00	0.00	0.00	0.00	0.00	0.00	12,900.00	

Department: State Universities and Colleges (SUCs)
 Agency: University of the Philippines System
 Operating Unit: < not applicable >
 Organization Code (UACS) : 08 008 0000000

Name of Creditors	Obligation Request and Status			AGING OF UNPAID OBLIGATIONS							Remarks	
				Amount	90 days & below	91 to 180 days	181 to 270 days	271 to 365/366 days	More than 1 year but less than 2 years	More than 2 years		
	Number	Date	Amount	5=(6+7+8+9+10+11)	6	7	8	9	10	11		12
SUPERSERVE CORP	12-20179	12/31/2010	44,275.00	44,275.00	0.00	0.00	0.00	0.00	0.00	0.00	44,275.00	
Compucare Center	12-20244	12/31/2010	42,600.00	42,600.00	0.00	0.00	0.00	0.00	0.00	0.00	42,600.00	
Worktop	12-20302	12/31/2010	273,400.00	273,400.00	0.00	0.00	0.00	0.00	0.00	0.00	273,400.00	
Humil Int'l Trading	12-20398	12/31/2010	97,000.00	97,000.00	0.00	0.00	0.00	0.00	0.00	0.00	97,000.00	
ELITE SCIENTIFIC & D	12-20425	12/31/2010	30,240.00	30,240.00	0.00	0.00	0.00	0.00	0.00	0.00	30,240.00	
Senco Link Technolog	12-20450	12/31/2010	45,000.00	45,000.00	0.00	0.00	0.00	0.00	0.00	0.00	45,000.00	
IMAX	12-20465	12/31/2010	49,934.02	49,934.02	0.00	0.00	0.00	0.00	0.00	0.00	49,934.02	
OFFICE WAREHOUSE INC	12-20512	12/31/2010	27,960.00	27,960.00	0.00	0.00	0.00	0.00	0.00	0.00	27,960.00	
Power Mac Cenetr - A	12-20524	12/31/2010	47,980.00	47,980.00	0.00	0.00	0.00	0.00	0.00	0.00	47,980.00	
Flexy Component	12-20549	12/31/2010	200,000.00	200,000.00	0.00	0.00	0.00	0.00	0.00	0.00	200,000.00	
Compucare Center	12-20608	12/31/2010	10,815.00	10,815.00	0.00	0.00	0.00	0.00	0.00	0.00	10,815.00	
Automatic Centr	12-20623	12/31/2010	44,999.00	44,999.00	0.00	0.00	0.00	0.00	0.00	0.00	44,999.00	
Compucare Cente	12-20702	12/31/2010	11,945.00	11,945.00	0.00	0.00	0.00	0.00	0.00	0.00	11,945.00	
Dynalab Corporation	12-20802	12/31/2010	36,080.00	36,080.00	0.00	0.00	0.00	0.00	0.00	0.00	36,080.00	
MFT International Co	12-20855	12/31/2010	32,804.35	32,804.35	0.00	0.00	0.00	0.00	0.00	0.00	32,804.35	
J.P.R. General Merch	12-20913	12/31/2010	16,300.00	16,300.00	0.00	0.00	0.00	0.00	0.00	0.00	16,300.00	
Office Warehouse	12-20982	12/31/2010	23,850.00	23,850.00	0.00	0.00	0.00	0.00	0.00	0.00	23,850.00	
Certeza Infosys Corp	12-21037	12/31/2010	47,700.00	47,700.00	0.00	0.00	0.00	0.00	0.00	0.00	47,700.00	
SUPERSERVE CORP	12-21055	12/31/2010	23,500.00	23,500.00	0.00	0.00	0.00	0.00	0.00	0.00	23,500.00	
MFT INTERNATIONAL CO	12-21128	12/31/2010	39,916.00	39,916.00	0.00	0.00	0.00	0.00	0.00	0.00	39,916.00	
PC DEPOT	12-21167	12/31/2010	48,000.00	48,000.00	0.00	0.00	0.00	0.00	0.00	0.00	48,000.00	
STATE ALLIANCE ENT I	12-21189	12/31/2010	353,939.00	353,939.00	0.00	0.00	0.00	0.00	0.00	0.00	353,939.00	
QUICK FAB INNOVATIVE	12-21222	12/31/2010	31,500.00	31,500.00	0.00	0.00	0.00	0.00	0.00	0.00	31,500.00	
CUSTOMER FIRST	12-21275	12/31/2010	2,226.56	2,226.56	0.00	0.00	0.00	0.00	0.00	0.00	2,226.56	
THE US SURPLUS	12-21354	12/31/2010	180,000.00	180,000.00	0.00	0.00	0.00	0.00	0.00	0.00	180,000.00	
Compucare Cente	12-21404	12/31/2010	30,645.00	30,645.00	0.00	0.00	0.00	0.00	0.00	0.00	30,645.00	
PC EXPRESS	12-21436	12/31/2010	47,500.00	47,500.00	0.00	0.00	0.00	0.00	0.00	0.00	47,500.00	

This report was generated using the Unified Reporting System on 30/01/2020 15:27 version.FAR3.1.0 ; Status : PENDING

Department: State Universities and Colleges (SUCs)
 Agency: University of the Philippines System
 Operating Unit: < not applicable >
 Organization Code (UACS) : 08 008 0000000

Name of Creditors	Obligation Request and Status			AGING OF UNPAID OBLIGATIONS							Remarks	
	Number	Date	Amount	Amount	90 days & below	91 to 180 days	181 to 270 days	271 to 365/366 days	More than 1 year but less than 2 years	More than 2 years		
				5=(6+7+8+9+10+11)	6	7	8	9	10	11		
1	2	3	4								12	
COMPU CARE	12-21455	12/31/2010	47,940.00	47,940.00	0.00	0.00	0.00	0.00	0.00	0.00	47,940.00	
MFT Internation	51834-10	12/31/2010	49,675.60	49,675.60	0.00	0.00	0.00	0.00	0.00	0.00	49,675.60	
MERALCO	12-20614	12/31/2010	2,906,765.00	2,906,765.00	0.00	0.00	0.00	0.00	0.00	0.00	2,906,765.00	
CHINA STATE	12-21423	12/31/2010	944,956.92	944,956.92	0.00	0.00	0.00	0.00	0.00	0.00	944,956.92	
TCGI Engineers	12-16980	12/31/2008	365,981.80	365,981.80	0.00	0.00	0.00	0.00	0.00	0.00	365,981.80	
DISTINCTIVE BLINDS	12-77386	12/31/2017	164,951.20	164,951.20	0.00	0.00	0.00	0.00	0.00	0.00	164,951.20	
APO GENERAL CONSTRUCTION)	GF 15-11-2085	11/23/2015	2,806,271.78	2,806,271.78	0.00	0.00	0.00	0.00	0.00	0.00	2,806,271.78	
MACROTRADE RESOURCES, INC.	GF 16-11-2119	11/28/2016	4,500.00	4,500.00	0.00	0.00	0.00	0.00	0.00	0.00	4,500.00	
Shimadzu Philippines Corp.	15-09-1002	09/30/2015	8,500.00	8,500.00	0.00	0.00	0.00	0.00	0.00	0.00	8,500.00	
Savior Medevices, Inc.	15-10-1239	10/30/2015	1,879,960.00	1,879,960.00	0.00	0.00	0.00	0.00	0.00	0.00	1,879,960.00	
Xitrix Computer Corporation	16-02-0108	02/28/2016	515,900.00	515,900.00	0.00	0.00	0.00	0.00	0.00	0.00	515,900.00	
Jordal Medical Systems, Inc.	16-03-0197	03/30/2016	14,904.60	14,904.60	0.00	0.00	0.00	0.00	0.00	0.00	14,904.60	
Eight Treasures Trading	16-03-0233	03/30/2016	2,781.00	2,781.00	0.00	0.00	0.00	0.00	0.00	0.00	2,781.00	
RMG Hospital Supply, Inc.	16-05-0427	05/30/2016	15,750.00	15,750.00	0.00	0.00	0.00	0.00	0.00	0.00	15,750.00	
Manila Hearing Aid Center, Incorporated	16-06-0543	06/30/2016	200,000.00	200,000.00	0.00	0.00	0.00	0.00	0.00	0.00	200,000.00	
MMJ Biosystems Philippines, Inc.	16-08-0750	08/30/2016	22,050.00	22,050.00	0.00	0.00	0.00	0.00	0.00	0.00	22,050.00	
Medev Medical Devices Corporation	16-10-1027	10/30/2016	94,446.00	94,446.00	0.00	0.00	0.00	0.00	0.00	0.00	94,446.00	
IMX-Europacific Industries Corp.	16-12-1181	12/30/2016	55,000.00	55,000.00	0.00	0.00	0.00	0.00	0.00	0.00	55,000.00	
HILMARC's Construction Corporation	17-12-0895	12/30/2017	53,821,333.84	53,821,333.84	0.00	0.00	0.00	0.00	0.00	0.00	53,821,333.84	
UPV-CDMO	13-11-3297	11/30/2013	97,046.54	97,046.54	0.00	0.00	0.00	0.00	0.00	0.00	97,046.54	
Cyberlink Computer Sales	15-10-1823	10/31/2015	15,000.00	15,000.00	0.00	0.00	0.00	0.00	0.00	0.00	15,000.00	
SFSO Central Store/E Gamez	15-12-2737	12/31/2015	22,467.00	22,467.00	0.00	0.00	0.00	0.00	0.00	0.00	22,467.00	
Computron Business Center	16-09-5013	09/30/2016	28,440.00	28,440.00	0.00	0.00	0.00	0.00	0.00	0.00	28,440.00	
CDMO Central Store /Rolando Jamero	16-12-6844	12/31/2016	108,503.84	108,503.84	0.00	0.00	0.00	0.00	0.00	0.00	108,503.84	
Levins International	06-102101-2017-11-4662	12/29/2017	1,049.00	1,049.00	0.00	0.00	0.00	0.00	0.00	0.00	1,049.00	
Micro-Asia Builders	06-102101-2017-12-5260	12/29/2017	(-0.10)	(-0.10)	0.00	0.00	0.00	0.00	0.00	0.00	(-0.10)	
Diamond Industrial Systems Provider Inc	06-102101-2017-12-5563	12/29/2017	8,700.00	8,700.00	0.00	0.00	0.00	0.00	0.00	0.00	8,700.00	

This report was generated using the Unified Reporting System on 30/01/2020 15:27 version.FAR3.1.0 ; Status : PENDING

Department: State Universities and Colleges (SUCs)
 Agency: University of the Philippines System
 Operating Unit: < not applicable >
 Organization Code (UACS) : 08 008 0000000

Name of Creditors	Obligation Request and Status			AGING OF UNPAID OBLIGATIONS							Remarks
	Number	Date	Amount	Amount	90 days & below	91 to 180 days	181 to 270 days	271 to 365/366 days	More than 1 year but less than 2 years	More than 2 years	
				5=[6+7+8+9+10+11]	6	7	8	9	10	11	
1	2	3	4							12	
Prince Valiant	06-102101-2017-12-5600	12/29/2017	(-17,063.00)	(-17,063.00)	0.00	0.00	0.00	0.00	0.00	0.00	(-17,063.00)
Macotrade	06-102101-2017-12-5608	12/29/2017	9,760.00	9,760.00	0.00	0.00	0.00	0.00	0.00	0.00	9,760.00
Micro-Asia Builders	06-102101-2017-12-5629	12/29/2017	3,275,445.39	3,275,445.39	0.00	0.00	0.00	0.00	0.00	0.00	3,275,445.39
New Citizen's Dental Supply & Gen. Mdse	EO#15-12-2792	12/31/2015	15,000.00	15,000.00	0.00	0.00	0.00	0.00	0.00	15,000.00	0.00
UP System	01-17-12-0723	12/31/2017	75,807,016.00	75,807,016.00	0.00	0.00	0.00	0.00	0.00	0.00	75,807,016.00
Pronet Systems Integrated Network Solution, Inc.	01-16-08-0574	12/31/2016	3,366,033.26	3,366,033.26	0.00	0.00	0.00	0.00	0.00	0.00	3,366,033.26
A.C. Ong Consulting Inc.	01-13-12-0797	12/31/2013	311,412.44	311,412.44	0.00	0.00	0.00	0.00	0.00	0.00	311,412.44
JSA Inc.	49304	12/28/2018	229,926.00	229,926.00	0.00	0.00	0.00	0.00	0.00	229,926.00	0.00
MJ Auto ID Corp	12-1681	12/22/2014	22,000.00	22,000.00	0.00	0.00	0.00	0.00	0.00	0.00	22,000.00
Dakay Const. and Dev. Corp	12-6059	12/20/2016	12,651,402.65	12,651,402.65	0.00	0.00	0.00	0.00	0.00	0.00	12,651,402.65
Suarez & Sons, Inc	272	09/02/2017	350,000.00	350,000.00	0.00	0.00	0.00	350,000.00	0.00	0.00	0.00
Emcor	1854	07/04/2017	363,484.00	363,484.00	0.00	0.00	0.00	0.00	0.00	0.00	363,484.00
New Datche et al- Microgenesis Business System	3400	12/31/2017	40,919.78	40,919.78	0.00	0.00	0.00	0.00	0.00	0.00	40,919.78
Comfac Corporation	2749	12/20/2018	26,000.00	26,000.00	0.00	0.00	0.00	0.00	0.00	26,000.00	0.00
A.C. Ong Consulting Inc.	101-17-122444	12/29/2017	4,164,966.40	4,164,966.40	0.00	0.00	0.00	0.00	0.00	0.00	4,164,966.40
Better Component, Inc.	101-15-120924	12/31/2015	480,000.00	480,000.00	0.00	0.00	0.00	0.00	0.00	0.00	480,000.00
DM Briones Construction Enterprises Inc.	101-15-100604	10/22/2015	72,000.00	72,000.00	0.00	0.00	0.00	0.00	0.00	0.00	72,000.00
Spurway Enterprises	101-17-122067	12/31/2017	7,127,771.69	7,127,771.69	0.00	0.00	0.00	0.00	0.00	0.00	7,127,771.69
PITC	17-12-014	12/31/2017	3,783,503.97	3,783,503.97	0.00	0.00	0.00	0.00	0.00	0.00	3,783,503.97
Marcphil Construction	17-12-006	12/31/2017	979,290.12	979,290.12	0.00	0.00	0.00	0.00	0.00	0.00	979,290.12
Merck, Inc.	16.01.0029	01/31/2016	800,000.00	800,000.00	0.00	0.00	0.00	0.00	0.00	0.00	800,000.00
DBM Procurement Service	EO#15-12-2890	08/31/2015	7,846,581.50	7,846,581.50	0.00	0.00	0.00	0.00	0.00	0.00	7,846,581.50
J-Chenny Enterprises, Inc.	EO#15-12-2964	12/31/2015	12,940.00	12,940.00	0.00	0.00	0.00	0.00	0.00	0.00	12,940.00
Golden Bat Inc	EO#15-12-2719	12/31/2015	39,739.50	39,739.50	0.00	0.00	0.00	0.00	0.00	0.00	39,739.50
Rainphil Inc.	EO#16-08-2216	08/31/2016	24,600.00	24,600.00	0.00	0.00	0.00	0.00	0.00	0.00	24,600.00
SEE Manufacturing Contractor	EO#15-12-2952	12/31/2015	5,694.00	5,694.00	0.00	0.00	0.00	0.00	0.00	0.00	5,694.00
Pantronics International Corporation	EO#16-08-2167	08/31/2016	3,750.00	3,750.00	0.00	0.00	0.00	0.00	0.00	0.00	3,750.00

This report was generated using the Unified Reporting System on 30/01/2020 15:27 version FAR3 1.0 . Status : PENDING

Department: State Universities and Colleges (SUCs)
 Agency: University of the Philippines System
 Operating Unit: < not applicable >
 Organization Code (UACS) : 08 008 0000000

Name of Creditors	Obligation Request and Status			AGING OF UNPAID OBLIGATIONS							Remarks	
	Number	Date	Amount	Amount	90 days & below	91 to 180 days	181 to 270 days	271 to 365/366 days	More than 1 year but less than 2 years	More than 2 years		
				5=(6+7+8+9+10+11)	6	7	8	9	10	11		
1	2	3	4								12	
RITVIT Construction & Development Corp	LFP#17-12-006	12/31/2017	1,738,410.72	1,738,410.72	0.00	0.00	0.00	0.00	0.00	0.00	1,738,410.72	
Molave Trading Inc.	OBR#EO 15-12-2883	12/31/2015	105,555.50	105,555.50	0.00	0.00	0.00	0.00	0.00	0.00	105,555.50	
PROSLV Co.,	EO#16-08-2131	06/31/2016	4,367.50	4,367.50	0.00	0.00	0.00	0.00	0.00	0.00	4,367.50	
RG MEDITRON,INC.	EO#16.01.0026	01/31/2016	38,800.00	38,800.00	0.00	0.00	0.00	0.00	0.00	0.00	38,800.00	
Krypton Industrial Resources Co.	LFP#17-12-006	12/31/2017	2,230.00	2,230.00	0.00	0.00	0.00	0.00	0.00	0.00	2,230.00	
J2M Builders	18-09-001	09/30/2018	106,944.00	106,944.00	0.00	0.00	0.00	0.00	0.00	0.00	106,944.00	
Gruppo Technico Medico Internationale, Inc.	19-12-007	12/31/2019	19,000,000.00	19,000,000.00	19,000,000.00	0.00	0.00	0.00	0.00	0.00	0.00	
Mechanics Cons. Corp	18-10-3301	8/10/2018	36,704.69	36,704.69	0.00	0.00	0.00	0.00	0.00	0.00	36,704.69	
E.P. CORNEJO CONSTRUCTION	12-24098	12/31/2016	129,911.46	129,911.46	0.00	0.00	0.00	0.00	0.00	0.00	129,911.46	
OSCAR RUIVIVAR & ASSOCIA	10-19315	12/31/2015	543,025.86	543,025.86	0.00	0.00	0.00	0.00	0.00	0.00	543,025.86	
AC ONG CONSULTING INC	12-27493	12/31/2015	826,356.38	826,356.38	0.00	0.00	0.00	0.00	0.00	0.00	826,356.38	
Compucare Center - I	03-03272	12/31/2010	49,995.95	49,995.95	0.00	0.00	0.00	0.00	0.00	0.00	49,995.95	
Cylix Technolog	09-12196	12/31/2010	16,000.00	16,000.00	0.00	0.00	0.00	0.00	0.00	0.00	16,000.00	
ISOMETRIC ENTERPRISE	11-15671	12/31/2010	184,208.00	184,208.00	0.00	0.00	0.00	0.00	0.00	0.00	184,208.00	
Faire Tech Inc. -dig	12-18350	12/31/2010	49,924.00	49,924.00	0.00	0.00	0.00	0.00	0.00	0.00	49,924.00	
MFT INTERN'L	12-19224	12/31/2010	49,791.28	49,791.28	0.00	0.00	0.00	0.00	0.00	0.00	49,791.28	
TOOLEC INC	12-19384	12/31/2010	49,572.00	49,572.00	0.00	0.00	0.00	0.00	0.00	0.00	49,572.00	
Philab Industries	12-19856	12/31/2010	49,500.00	49,500.00	0.00	0.00	0.00	0.00	0.00	0.00	49,500.00	
See Manufacturing Co	12-20098	12/31/2010	16,800.00	16,800.00	0.00	0.00	0.00	0.00	0.00	0.00	16,800.00	
Cylix / Technologies	12-20182	12/31/2010	49,910.00	49,910.00	0.00	0.00	0.00	0.00	0.00	0.00	49,910.00	
SUPERSERVE CORP	12-20246	12/31/2010	49,450.00	49,450.00	0.00	0.00	0.00	0.00	0.00	0.00	49,450.00	
Superserve Corp	12-20331	12/31/2010	39,375.00	39,375.00	0.00	0.00	0.00	0.00	0.00	0.00	39,375.00	
Humil Int'l Trading	12-20399	12/31/2010	523,125.00	523,125.00	0.00	0.00	0.00	0.00	0.00	0.00	523,125.00	
RS Components Limete	12-20431	12/31/2010	46,652.80	46,652.80	0.00	0.00	0.00	0.00	0.00	0.00	46,652.80	
AUTOMATIC CENTER	12-20451	12/31/2010	39,000.00	39,000.00	0.00	0.00	0.00	0.00	0.00	0.00	39,000.00	
ACE BUILDERS	12-20467	12/31/2010	47,879.28	47,879.28	0.00	0.00	0.00	0.00	0.00	0.00	47,879.28	
OFFICE WAREHOUSE INC	12-20514	12/31/2010	46,633.00	46,633.00	0.00	0.00	0.00	0.00	0.00	0.00	46,633.00	

This report was generated using the Unified Reporting System on 30/01/2020 15:27 version.FAR3.1.0 ; Status : PENDING

Department: State Universities and Colleges (SUCs)
 Agency: University of the Philippines System
 Operating Unit: < not applicable >
 Organization Code (UACS) : 08 008 0000000

Name of Creditors	Obligation Request and Status			AGING OF UNPAID OBLIGATIONS							Remarks	
	Number	Date	Amount	Amount	90 days & below	91 to 180 days	181 to 270 days	271 to 365/366 days	More than 1 year but less than 2 years	More than 2 years		
				5=(6+7+8+9+10+11)	6	7	8	9	10	11		
1	2	3	4								12	
Heminway Office Supp	12-20525	12/31/2010	13,200.00	13,200.00	0.00	0.00	0.00	0.00	0.00	0.00	13,200.00	
Interactive Mob	12-20549	12/31/2010	49,934.02	49,934.02	0.00	0.00	0.00	0.00	0.00	0.00	49,934.02	
THE BRAIN COMPUTER	12-20608	12/31/2010	35,000.00	35,000.00	0.00	0.00	0.00	0.00	0.00	0.00	35,000.00	
Automatic Centr	12-20628	12/31/2010	48,290.00	48,290.00	0.00	0.00	0.00	0.00	0.00	0.00	48,290.00	
Compucare Center	12-20720	12/31/2010	47,895.00	47,895.00	0.00	0.00	0.00	0.00	0.00	0.00	47,895.00	
Zephyr Engineering	12-20817	12/31/2010	40,800.00	40,800.00	0.00	0.00	0.00	0.00	0.00	0.00	40,800.00	
MFT Internation	12-20856	12/31/2010	41,798.57	41,798.57	0.00	0.00	0.00	0.00	0.00	0.00	41,798.57	
AQUAVEO Water Modeli	12-20914	12/31/2010	508,060.00	508,060.00	0.00	0.00	0.00	0.00	0.00	0.00	508,060.00	
Maitlink Systems In	12-20984	12/31/2010	42,375.00	42,375.00	0.00	0.00	0.00	0.00	0.00	0.00	42,375.00	
Columbia Photsupply	12-21029	12/31/2010	41,110.00	41,110.00	0.00	0.00	0.00	0.00	0.00	0.00	41,110.00	
DESIGN EXCELLENCE	12-21059	12/31/2010	43,500.00	43,500.00	0.00	0.00	0.00	0.00	0.00	0.00	43,500.00	
MFT INTERNATIONAL CO	12-21129	12/31/2010	46,488.75	46,488.75	0.00	0.00	0.00	0.00	0.00	0.00	46,488.75	
SPECTRAMIND SYSTEM T	12-21172	12/31/2010	7,280.00	7,280.00	0.00	0.00	0.00	0.00	0.00	0.00	7,280.00	
WESTERN MARKETING	12-21190	12/31/2010	49,500.00	49,500.00	0.00	0.00	0.00	0.00	0.00	0.00	49,500.00	
QUICK FAB INNOVATIVE	12-21223	12/31/2010	32,400.00	32,400.00	0.00	0.00	0.00	0.00	0.00	0.00	32,400.00	
GUILBERN CORPO	12-21285	12/31/2010	46,658.00	46,658.00	0.00	0.00	0.00	0.00	0.00	0.00	46,658.00	
ELITE SCIENTIFI	12-21369	12/31/2010	49,420.00	49,420.00	0.00	0.00	0.00	0.00	0.00	0.00	49,420.00	
Compucare Cente	12-21405	12/31/2010	30,645.00	30,645.00	0.00	0.00	0.00	0.00	0.00	0.00	30,645.00	
PC EXPRESS	12-21437	12/31/2010	48,400.00	48,400.00	0.00	0.00	0.00	0.00	0.00	0.00	48,400.00	
SUPERSERVE	12-21458	12/31/2010	39,900.00	39,900.00	0.00	0.00	0.00	0.00	0.00	0.00	39,900.00	
TM ABAD	12-19494	12/31/2010	6,482,809.33	6,482,809.33	0.00	0.00	0.00	0.00	0.00	0.00	6,482,809.33	
RIZE INNOVATIONS	12-20671	12/31/2010	3,160,801.60	3,160,801.60	0.00	0.00	0.00	0.00	0.00	0.00	3,160,801.60	
CHINA STATE PHILS	12-16626	12/31/2009	7,134,247.08	7,134,247.08	0.00	0.00	0.00	0.00	0.00	0.00	7,134,247.08	
TCGI Engineers	12-16981	12/31/2008	291,939.20	291,939.20	0.00	0.00	0.00	0.00	0.00	0.00	291,939.20	
JESUS ASUNCION BUILDERS	06-61821	12/31/2017	3,743,130.34	3,743,130.34	0.00	0.00	0.00	0.00	0.00	0.00	3,743,130.34	
APO GENERAL CONSTRUCTION)	GF-2016-11-1992	11/18/2015	380,524.83	380,524.83	0.00	0.00	0.00	0.00	0.00	0.00	380,524.83	
MOLAVE TRADING, INC.	GF-2017-05-965	05/23/2017	2,336.08	2,336.08	0.00	0.00	0.00	0.00	0.00	0.00	2,336.08	

This report was generated using the Unified Reporting System on 30/01/2020 15:27 version.FAR3.1.0 ; Status : PENDING

Department: State Universities and Colleges (SUCs)
 Agency: University of the Philippines System
 Operating Unit: < not applicable >
 Organization Code (UACS) : 08 008 0000000

Name of Creditors	Obligation Request and Status			AGING OF UNPAID OBLIGATIONS							Remarks
	Number	Date	Amount	Amount	90 days & below	91 to 180 days	181 to 270 days	271 to 365/366 days	More than 1 year but less than 2 years	More than 2 years	
				5=(6+7+8+9+10+11)	6	7	8	9	10	11	
1	2	3	4	5	6	7	8	9	10	11	12
Guill-Bern Corp.	15-09-1047	09/30/2015	14,465.15	14,465.15	0.00	0.00	0.00	0.00	0.00	14,465.15	
MACARE Medicals, Inc.	15-11-1379	11/30/2015	47,000.00	47,000.00	0.00	0.00	0.00	0.00	0.00	47,000.00	
MARBEN COMMERCIAL	16-02-0109	02/28/2016	7,652,500.00	7,652,500.00	0.00	0.00	0.00	0.00	0.00	7,652,500.00	
Savior Medevices, Inc.	16-03-0203	03/30/2016	51,480.00	51,480.00	0.00	0.00	0.00	0.00	0.00	51,480.00	
Variance Trading Corp.	16-03-0237	03/30/2016	259,000.00	259,000.00	0.00	0.00	0.00	0.00	0.00	259,000.00	
Medicotek, Incorporated	16-05-0428	05/30/2016	71,600.00	71,600.00	0.00	0.00	0.00	0.00	0.00	71,600.00	
RBLG Enterprises	16-07-0595	07/30/2016	13,766.30	13,766.30	0.00	0.00	0.00	0.00	0.00	13,766.30	
Certified Trading	16-08-0628	08/30/2016	6,750.00	6,750.00	0.00	0.00	0.00	0.00	0.00	6,750.00	
UP-Town Industrial Sales, Inc.	16-10-1987	10/30/2016	6,543.50	6,543.50	0.00	0.00	0.00	0.00	0.00	6,543.50	
Innovalite Electrical Enterprises	16-12-1194	12/30/2016	114,494.99	114,494.99	0.00	0.00	0.00	0.00	0.00	114,494.99	
HILMARC's Construction Corporation	17-12-0896	12/30/2017	20,440,881.94	20,440,881.94	0.00	0.00	0.00	0.00	0.00	20,440,881.94	
UPV-CDMO	13-11-3334	11-31-2013	133,296.34	133,296.34	0.00	0.00	0.00	0.00	0.00	133,296.34	
Nig Marketing Corporation	15-10-1824	10/31/2015	3,155.00	3,155.00	0.00	0.00	0.00	0.00	0.00	3,155.00	
UPVTC	15-12-2749	12/31/2015	3,340.00	3,340.00	0.00	0.00	0.00	0.00	0.00	3,340.00	
Computron Business Center	16-09-5014	09/30/2016	171,025.00	171,025.00	0.00	0.00	0.00	0.00	0.00	171,025.00	
Edzel Montehermosc	16-12-6844	12/31/2016	(-34,264.22)	(-34,264.22)	0.00	0.00	0.00	0.00	0.00	(-34,264.22)	
PJD Lab Marketing	06-102101-2017-11-4672	12/29/2017	3,478.90	3,478.90	0.00	0.00	0.00	0.00	0.00	3,478.90	
ALV Tech Philipppnes	06-102101-2017-12-5554	12/29/2017	8,499.50	8,499.50	0.00	0.00	0.00	0.00	0.00	8,499.50	
Krypton Ind. Resources	06-102101-2017-12-5564	12/29/2017	32,040.00	32,040.00	0.00	0.00	0.00	0.00	0.00	32,040.00	
Labtraders	06-102101-2017-12-5601	12/29/2017	38,591.30	38,591.30	0.00	0.00	0.00	0.00	0.00	38,591.30	
Biokits	06-102101-2017-12-5609	12/29/2017	1,452.00	1,452.00	0.00	0.00	0.00	0.00	0.00	1,452.00	
Micro-Asia Builders	06-102101-2017-12-5630	12/29/2017	4,536,146.35	4,536,146.35	0.00	0.00	0.00	0.00	0.00	4,536,146.35	
New Citizen's Dental Supply & Gen.Mdse	EO#15-09-2100	9/30/2015	5,400.00	5,400.00	0.00	0.00	0.00	0.00	0.00	5,400.00	
UP System	01-17-12-0724	12/31/2017	29,359,927.00	29,359,927.00	0.00	0.00	0.00	0.00	0.00	29,359,927.00	
Pronet Systems Integrated Network Solution, Inc.	01-16-06-0578	12/31/2016	16,778,049.99	16,778,049.99	0.00	0.00	0.00	0.00	0.00	16,778,049.99	
DQT Builders Corporation	1308020020	02/28/2008	2,182,236.61	2,182,236.61	0.00	0.00	0.00	0.00	0.00	2,182,236.61	
Luis E. Yee Jr. Art Gallery	54171	12/28/2019	20,000,000.00	20,000,000.00	20,000,000.00	0.00	0.00	0.00	0.00	0.00	

This report was generated using the Unified Reporting System on 30/01/2020 15:27 version.FAR3.1.0 ; Status : PENDING

Department: State Universities and Colleges (SUCs)
 Agency: University of the Philippines System
 Operating Unit: < not applicable >
 Organization Code (UACS) : 08 008 0000000

Name of Creditors	Obligation Request and Status			AGING OF UNPAID OBLIGATIONS							Remarks
	Number	Date	Amount	Amount	90 days & below	91 to 180 days	181 to 270 days	271 to 365/366 days	More than 1 year but less than 2 years	More than 2 years	
				5=(6+7+8+9+10+11)	6	7	8	9	10	11	
1	2	3	4								12
Maqueserg Construction & Gen. Mdse.	12-1652	12/22/2014	40,431.64	40,431.64	0.00	0.00	0.00	0.00	0.00	0.00	40,431.64
Dakay Const. and Dev. Corp	12-2816-16	10/31/2017	6,156,840.45	6,156,840.45	0.00	0.00	0.00	0.00	0.00	0.00	6,156,840.45
CCT Group of Companies (Perfect Star)	3404	12/31/2016	40,000.00	40,000.00	0.00	0.00	0.00	0.00	0.00	0.00	40,000.00
Emcor Inc.	2764	10/10/2017	108,565.00	108,565.00	0.00	0.00	0.00	0.00	0.00	0.00	108,565.00
Jo Builders	04-3030	04/10/2017	17,247,052.35	17,247,052.35	0.00	0.00	0.00	4,237,911.25	0.00	0.00	13,009,141.10
Dakay Construction and Development Corporation	2712	12/20/2018	47,997,647.69	47,997,647.69	0.00	0.00	0.00	6,087,209.60	41,910,438.09	0.00	0.00
A.S.M. Francisco Const. & Dev't Corp.	101-16-122083	12/31/2016	29,989,797.00	29,989,797.00	0.00	0.00	0.00	0.00	0.00	0.00	29,989,797.00
Better Component, Inc.	101-15-090435	09/30/2015	256,000.00	256,000.00	0.00	0.00	0.00	0.00	0.00	0.00	256,000.00
DM Briones Construction Enterprises Inc.	101-15-100605	10/22/2015	788,804.00	788,804.00	0.00	0.00	0.00	0.00	0.00	0.00	788,804.00
Ultrium Corporation	101-19-091035	09/24/2019	39,190.00	39,190.00	39,190.00	0.00	0.00	0.00	0.00	0.00	0.00
PITC	17-12-015	12/31/2017	1,864,997.02	1,864,997.02	0.00	0.00	0.00	0.00	0.00	0.00	1,864,997.02
One Manuel Contractors & Builders Corporation	17-12-009	12/31/2017	4,494,409.92	4,494,409.92	0.00	0.00	0.00	0.00	0.00	0.00	4,494,409.92
K.O.B.S. Customers First Trading Incorporation	16.01.0082	01/31/2016	379,528.72	379,528.72	0.00	0.00	0.00	0.00	0.00	0.00	379,528.72
AVID Sales Corp	EO#15 E 1760	08/31/2015	10,240.00	10,240.00	0.00	0.00	0.00	0.00	0.00	0.00	10,240.00
16/35MM Production Supply	EO#16-02-0373	02/26/2016	29,800.00	29,800.00	0.00	0.00	0.00	0.00	0.00	0.00	29,800.00
Harnwell Chemicals Corporation	EO#16-02-0295	02/26/2016	9,445.80	9,445.80	0.00	0.00	0.00	0.00	0.00	0.00	9,445.80
Rainphil Inc	EO#16.01.0024	01/31/2016	47,142.85	47,142.85	0.00	0.00	0.00	0.00	0.00	0.00	47,142.85
DOELEUR Electrosystems, Inc.	EO#15-12-2969	12/31/2015	12,917.00	12,917.00	0.00	0.00	0.00	0.00	0.00	0.00	12,917.00
Global Healthcare Products, Inc.	EO#15-09-1961	09/30/2015	11,000.00	11,000.00	0.00	0.00	0.00	0.00	0.00	0.00	11,000.00
Digi-Specs I.T. Corporation	EO#15-10-2392	10/31/2015	4,398.00	4,398.00	0.00	0.00	0.00	0.00	0.00	0.00	4,398.00
Microgenetix Inc.	EO#16-02-0240	02/28/2016	6,727.50	6,727.50	0.00	0.00	0.00	0.00	0.00	0.00	6,727.50
Instrumix Supplier, Inc.	EO#15-12-2780	12/31/2015	735,700.00	735,700.00	0.00	0.00	0.00	0.00	0.00	0.00	735,700.00
Maserpragma Corporation	EO16-12-3300	12/31/2016	39,033.30	39,033.30	0.00	0.00	0.00	0.00	0.00	0.00	39,033.30
Blackram Builders, Inc.	LFP#17-12-003	12/31/2017	286,697.02	286,697.02	0.00	0.00	0.00	0.00	0.00	0.00	286,697.02
RG MEDITRON, INC.	LFP#17-10-001	10/31/2017	48,800.00	48,800.00	0.00	0.00	0.00	0.00	0.00	0.00	48,800.00
MEDEV Medical Devices Corporation	19-12-008	12/31/2019	4,988,000.00	4,988,000.00	4,988,000.00	0.00	0.00	0.00	0.00	0.00	0.00
Design Excellence	10-13991	10/24/2019	41,850.00	41,850.00	41,850.00	0.00	0.00	0.00	0.00	0.00	0.00

Department: State Universities and Colleges (SUCs)
 Agency: University of the Philippines System
 Operating Unit: < not applicable >
 Organization Code (UACS) : 08 008 000000

Name of Creditors	Obligation Request and Status			AGING OF UNPAID OBLIGATIONS							Remarks	
	Number	Date	Amount	Amount	90 days & below	91 to 180 days	181 to 270 days	271 to 365/366 days	More than 1 year but less than 2 years	More than 2 years		
				5=(6+7+8+9+10+11)	6	7	8	9	10	11		
1	2	3	4								12	
A.S.M. FRANCISCO CONSTRUC	12-25396	12/31/2016	4,000,000.00	4,000,000.00	0.00	0.00	0.00	0.00	0.00	0.00	4,000,000.00	
ACCURACY BUILDER ENTERPRI	10-20166	12/31/2015	21,040,324.58	21,040,324.58	0.00	0.00	0.00	0.00	0.00	0.00	21,040,324.58	
A.C. ONG CONSULTING	10-21326	12/31/2015	441,692.77	441,692.77	0.00	0.00	0.00	0.00	0.00	0.00	441,692.77	
Officelux Inter	04-05216	12/31/2010	18,380.00	18,380.00	0.00	0.00	0.00	0.00	0.00	0.00	18,380.00	
Frist-AVPR Vent	09-12202	12/31/2010	72,500.00	72,500.00	0.00	0.00	0.00	0.00	0.00	0.00	72,500.00	
Mesco Inc.	11-15857	12/31/2010	300,000.00	300,000.00	0.00	0.00	0.00	0.00	0.00	0.00	300,000.00	
module	12-18352	12/31/2010	122,102.40	122,102.40	0.00	0.00	0.00	0.00	0.00	0.00	122,102.40	
EXCLUSIVE TRADERS	12-19293	12/31/2010	227,000.77	227,000.77	0.00	0.00	0.00	0.00	0.00	0.00	227,000.77	
THE BRAIN COMP	12-19428	12/31/2010	78,000.00	78,000.00	0.00	0.00	0.00	0.00	0.00	0.00	78,000.00	
Philab Industries	12-19857	12/31/2010	40,000.00	40,000.00	0.00	0.00	0.00	0.00	0.00	0.00	40,000.00	
SENCO LINK TECH	12-20116	12/31/2010	49,000.00	49,000.00	0.00	0.00	0.00	0.00	0.00	0.00	49,000.00	
MFT INTER CORP	12-20186	12/31/2010	45,834.09	45,834.09	0.00	0.00	0.00	0.00	0.00	0.00	45,834.09	
Senco Link Technolog	12-20277	12/31/2010	34,700.00	34,700.00	0.00	0.00	0.00	0.00	0.00	0.00	34,700.00	
SUPERSERVE CORP	12-20334	12/31/2010	32,500.00	32,500.00	0.00	0.00	0.00	0.00	0.00	0.00	32,500.00	
Humil Internati	12-20399	12/31/2010	97,000.00	97,000.00	0.00	0.00	0.00	0.00	0.00	0.00	97,000.00	
AUTOMATIC CENTER	12-20438	12/31/2010	37,000.00	37,000.00	0.00	0.00	0.00	0.00	0.00	0.00	37,000.00	
Dynamic PC	12-20453	12/31/2010	43,500.00	43,500.00	0.00	0.00	0.00	0.00	0.00	0.00	43,500.00	
AURORA (OA) PHILS.,	12-20470	12/31/2010	7,710.00	7,710.00	0.00	0.00	0.00	0.00	0.00	0.00	7,710.00	
MICRODATA SYSTEMS &	12-20515	12/31/2010	33,000.00	33,000.00	0.00	0.00	0.00	0.00	0.00	0.00	33,000.00	
AUTOMATIC CENTER	12-20526	12/31/2010	19,380.00	19,380.00	0.00	0.00	0.00	0.00	0.00	0.00	19,380.00	
MICRODATA SYS	12-20565	12/31/2010	22,800.00	22,800.00	0.00	0.00	0.00	0.00	0.00	0.00	22,800.00	
AUTOMATIC CENTER	12-20610	12/31/2010	26,340.00	26,340.00	0.00	0.00	0.00	0.00	0.00	0.00	26,340.00	
SUPERSERVE CORP	12-20658	12/31/2010	42,800.00	42,800.00	0.00	0.00	0.00	0.00	0.00	0.00	42,800.00	
Design Excellence Of	12-20723	12/31/2010	23,040.00	23,040.00	0.00	0.00	0.00	0.00	0.00	0.00	23,040.00	
TERCO (CIF Manila)	12-20831	12/31/2010	100,000.00	100,000.00	0.00	0.00	0.00	0.00	0.00	0.00	100,000.00	
SUPERSERVE CORP	12-20861	12/31/2010	49,250.00	49,250.00	0.00	0.00	0.00	0.00	0.00	0.00	49,250.00	
Flexy Components Inc	12-20919	12/31/2010	50,000.00	50,000.00	0.00	0.00	0.00	0.00	0.00	0.00	50,000.00	

This report was generated using the Unified Reporting System on 30/01/2020 15:27 version.FAR3 1.0 , Status : PENDING

Department: State Universities and Colleges (SUCs)
 Agency: University of the Philippines System
 Operating Unit: < not applicable >
 Organization Code (UACS) : 08 008 0000000

Name of Creditors	Obligation Request and Status			AGING OF UNPAID OBLIGATIONS								Remarks
	Number	Date	Amount	Amount	90 days & below	91 to 180 days	181 to 270 days	271 to 365/366 days	More than 1 year but less than 2 years	More than 2 years		
				5=(6+7+8+9+10+11)	6	7	8	9	10	11		
1	2	3	4								12	
Office Warehouse Inc	12-20985	12/31/2010	41,940.00	41,940.00	0.00	0.00	0.00	0.00	0.00	0.00	41,940.00	
Copylandia Office Sy	12-21034	12/31/2010	25,000.00	25,000.00	0.00	0.00	0.00	0.00	0.00	0.00	25,000.00	
ABENSON INC	12-21070	12/31/2010	8,346.00	8,346.00	0.00	0.00	0.00	0.00	0.00	0.00	8,346.00	
COMPUCARE CENTER	12-21130	12/31/2010	26,245.00	26,245.00	0.00	0.00	0.00	0.00	0.00	0.00	26,245.00	
SPECTRAMIND SYSTEM T	12-21173	12/31/2010	7,280.00	7,280.00	0.00	0.00	0.00	0.00	0.00	0.00	7,280.00	
DESIGN CREST	12-21209	12/31/2010	40,000.00	40,000.00	0.00	0.00	0.00	0.00	0.00	0.00	40,000.00	
MFT INTER CORP	12-21225	12/31/2010	14,593.29	14,593.29	0.00	0.00	0.00	0.00	0.00	0.00	14,593.29	
Macare Medicals Inc.	12-21267	12/31/2010	165,798.00	165,798.00	0.00	0.00	0.00	0.00	0.00	0.00	165,798.00	
See Manufacturing Co	12-21379	12/31/2010	31,840.00	31,840.00	0.00	0.00	0.00	0.00	0.00	0.00	31,840.00	
Compucare Cente	12-21406	12/31/2010	30,645.00	30,645.00	0.00	0.00	0.00	0.00	0.00	0.00	30,645.00	
NEW SCAFFWORKS	12-21441	12/31/2010	8,790.00	8,790.00	0.00	0.00	0.00	0.00	0.00	0.00	8,790.00	
SUPERSERVE	12-21459	12/31/2010	49,000.00	49,000.00	0.00	0.00	0.00	0.00	0.00	0.00	49,000.00	
RR ENCABO CONSTRUCTI	12-19805	12/31/2010	16,102,500.01	16,102,500.01	0.00	0.00	0.00	0.00	0.00	0.00	16,102,500.01	
JD LEGASPI CONST	12-21105	12/31/2010	7,387,786.90	7,387,786.90	0.00	0.00	0.00	0.00	0.00	0.00	7,387,786.90	
CHINA STATE PHILS	12-16627	12/31/2009	8,429,584.65	8,429,584.65	0.00	0.00	0.00	0.00	0.00	0.00	8,429,584.65	
UNITED TECHNOLOGIES -FOUR	12-17280	12/31/2007	387,223.36	387,223.36	0.00	0.00	0.00	0.00	0.00	0.00	387,223.36	
COMPUCARE CORPORATION	12-68690	12/31/2015	37,075.00	37,075.00	0.00	0.00	0.00	0.00	0.00	0.00	37,075.00	
GACOSCOS CONSTRUCTION	GF 15-11-2007	11/23/2015	99,999.97	99,999.97	0.00	0.00	0.00	0.00	0.00	0.00	99,999.97	
TAIPAN MARKETING	GF 2017 07 230	07/22/2017	67,100.00	67,100.00	0.00	0.00	0.00	0.00	0.00	0.00	67,100.00	
RMG Hospital Supply, Inc.	15-09-1092	09/30/2015	8,716.00	8,716.00	0.00	0.00	0.00	0.00	0.00	0.00	8,716.00	
Fas Diagnostic Group, Inc.	15-11-1380	11/30/2015	95,000.00	95,000.00	0.00	0.00	0.00	0.00	0.00	0.00	95,000.00	
Westech Meditrade, Inc.	16-02-0110	02/28/2016	50,000.00	50,000.00	0.00	0.00	0.00	0.00	0.00	0.00	50,000.00	
Certified Trading	16-03-0213	03/30/2016	4,800.00	4,800.00	0.00	0.00	0.00	0.00	0.00	0.00	4,800.00	
Global Medical Solutions Inc.	16-03-0259	03/30/2016	245,000.00	245,000.00	0.00	0.00	0.00	0.00	0.00	0.00	245,000.00	
Diamed Enterprise	16-05-0448	05/30/2016	12,950.00	12,950.00	0.00	0.00	0.00	0.00	0.00	0.00	12,950.00	
Zefire Distributors Incorporated	16-07-0628	07/30/2016	328,700.00	328,700.00	0.00	0.00	0.00	0.00	0.00	0.00	328,700.00	
Fernando Medical Enterprises Inc.	16-08-0834	08/30/2016	1,115,000.00	1,115,000.00	0.00	0.00	0.00	0.00	0.00	0.00	1,115,000.00	

Department: State Universities and Colleges (SUCs)
 Agency: University of the Philippines System
 Operating Unit: < not applicable >
 Organization Code (UACS) : 08 008 0000000

Name of Creditors	Obligation Request and Status			AGING OF UNPAID OBLIGATIONS							Remarks
	Number	Date	Amount	Amount	90 days & below	91 to 180 days	181 to 270 days	271 to 365/366 days	More than 1 year but less than 2 years	More than 2 years	
Marco, Inc.	16-11-1088	11/30/2016	226,650.72	226,650.72	0.00	0.00	0.00	0.00	0.00	226,650.72	
Fil-Anaserv, Inc.	16-12-1196	12/30/2016	15,806.80	15,806.80	0.00	0.00	0.00	0.00	0.00	15,806.80	
PITC (Projects were given to PITC)	18-12-0852	12/30/2018	50,000,000.00	50,000,000.00	0.00	0.00	0.00	0.00	0.00	50,000,000.00	
CDMO Central Store/R Jamero	15-05-1654	05/31/2015	34,578.38	34,578.38	0.00	0.00	0.00	0.00	0.00	34,578.38	
Concept Computer Center	15-10-1825	10/31/2015	220,000.00	220,000.00	0.00	0.00	0.00	0.00	0.00	220,000.00	
168 Construction	16-02-0354	02/28/2016	3,145,582.12	3,145,582.12	0.00	0.00	0.00	0.00	0.00	3,145,582.12	
Micro Asia Builders Corporation	16-11-6083	11/30/2016	2,605,788.14	2,605,788.14	0.00	0.00	0.00	0.00	0.00	2,605,788.14	
1-6-8 Const & Supply	CO-16-12-6939	12/31/2016	160,579.00	160,579.00	0.00	0.00	0.00	0.00	0.00	160,579.00	
D' Malt Industrial Sales Corp	06-102101-2017-11-4673	12/29/2017	973.60	973.60	0.00	0.00	0.00	0.00	0.00	973.60	
DAKILA Trading	06-102101-2017-12-5556	12/29/2017	3,200.00	3,200.00	0.00	0.00	0.00	0.00	0.00	3,200.00	
Labtraders	06-102101-2017-12-5565	12/29/2017	66,770.00	66,770.00	0.00	0.00	0.00	0.00	0.00	66,770.00	
Golden Bat	06-102101-2017-12-5602	12/29/2017	(-201,550.00)	(-201,550.00)	0.00	0.00	0.00	0.00	0.00	(-201,550.00)	
Levins International	06-102101-2017-12-5610	12/29/2017	3,290.00	3,290.00	0.00	0.00	0.00	0.00	0.00	3,290.00	
Imperial Appliance	06-102101-2017-12-5716	12/29/2017	12,000.00	12,000.00	0.00	0.00	0.00	0.00	0.00	12,000.00	
New Citizen's Dental Supply & Gen. Mdsc	EO#15-12-2780	12/3/2015	17,920.00	17,920.00	0.00	0.00	0.00	0.00	0.00	17,920.00	
Pronet Systems Integrated Network Solution, Inc.	01-16-08-0567	12/31/2016	492,600.01	492,600.01	0.00	0.00	0.00	0.00	0.00	492,600.01	
Federal Builder Inc	01-16-12-0938	12/31/2016	72,692,206.36	72,692,206.36	0.00	0.00	0.00	0.00	0.00	72,692,206.36	
Quezon Achievers Construction	1308030027	03/31/2008	357,275.44	357,275.44	0.00	0.00	0.00	0.00	0.00	357,275.44	
Pronet Systems Integrated Network Solution, Inc.	12-1543	12/26/2013	1,595,546.56	1,595,546.56	0.00	0.00	0.00	0.00	0.00	1,595,546.56	
Maqueserg Construction & Gen. Mdsc	12-1723	12/19/2014	2,693,488.38	2,693,488.38	0.00	0.00	0.00	0.00	0.00	2,693,488.38	
Spring Events and Productions Group Inc	3406	03/01/2016	538,000.00	538,000.00	0.00	0.00	0.00	0.00	0.00	538,000.00	
Comfac	1878	12/31/2016	1,808,050.00	1,808,050.00	0.00	0.00	0.00	1,808,050.00	0.00	0.00	
Core Scientific Industries	3390	10/18/2017	58,792.00	58,792.00	0.00	0.00	0.00	0.00	0.00	58,792.00	
Jo Builders	11-3409	11/02/2017	5,142,220.58	5,142,220.58	0.00	0.00	0.00	514,222.06	0.00	4,627,998.52	
RAJ Laurent Construction & Development Phils	2746	12/20/2018	1,018,607.27	1,018,607.27	0.00	0.00	0.00	0.00	1,018,607.27	0.00	
A.S.M. Francisco Const. & Dev't Corp.	101-16-111516	11/10/2016	1,872,771.29	1,872,771.29	0.00	0.00	0.00	0.00	0.00	1,872,771.29	
DCCD Engineering Corp.	101-16-122084	12/31/2016	399,280.00	399,280.00	0.00	0.00	0.00	0.00	0.00	399,280.00	

This report was generated using the Unified Reporting System on 30/01/2020 15:27 version.FAR3.1.0 ; Status : PENDING

Department: State Universities and Colleges (SUCs)
 Agency: University of the Philippines System
 Operating Unit: < not applicable >
 Organization Code (UACS) : 08 008 0000000

Name of Creditors	Obligation Request and Status			AGING OF UNPAID OBLIGATIONS							Remarks
	Number	Date	Amount	Amount	90 days & below	91 to 180 days	181 to 270 days	271 to 365/366 days	More than 1 year but less than 2 years	More than 2 years	
				5=(6+7+8+9+10+11)	6	7	8	9	10	11	
Emcor, Inc	101-16-111687	11/29/2016	15,980.00	15,980.00	0.00	0.00	0.00	0.00	0.00	15,980.00	
Verzontal Builders, Inc.	101-17-122445	12/29/2017	4,529,664.49	4,529,664.49	0.00	0.00	0.00	0.00	0.00	4,529,664.49	
PITC	17-12-016	12/31/2017	7,951,171.21	7,951,171.21	0.00	0.00	0.00	0.00	0.00	7,951,171.21	
Marcphil Construction	17-12-010	12/31/2017	4,166,892.41	4,166,892.41	0.00	0.00	0.00	0.00	0.00	4,166,892.41	
RL Applacnce, Inc.	16.07.1889	07/31/2016	7,295.00	7,295.00	0.00	0.00	0.00	0.00	0.00	7,295.00	
Solid Micro IT Solutions	EO#15-08-1850	08/31/2015	60,950.00	60,950.00	0.00	0.00	0.00	0.00	0.00	60,950.00	
Alcaport trade	EO#15-10-2294	10/31/2015	5,743.00	5,743.00	0.00	0.00	0.00	0.00	0.00	5,743.00	
Omnibus Bio-Medical System	EO#16-09-2383	09/30/2016	59,500.00	59,500.00	0.00	0.00	0.00	0.00	0.00	59,500.00	
CAS Color Application Specialist	EO#15-10-2220	10/31/2015	30,800.00	30,800.00	0.00	0.00	0.00	0.00	0.00	30,800.00	
Triple Bond Trading	EO#15.09.2075	09/30/2015	27,400.00	27,400.00	0.00	0.00	0.00	0.00	0.00	27,400.00	
Macare Medicals, Inc.	EO#15-10-2264	10/31/2015	34,600.00	34,600.00	0.00	0.00	0.00	0.00	0.00	34,600.00	
Sciencestar Corporation	EO#15-12-2789	12/31/2015	902.15	902.15	0.00	0.00	0.00	0.00	0.00	902.15	
Microgenetix Inc.	EO#16-03-0600	03/31/2016	37,648.00	37,648.00	0.00	0.00	0.00	0.00	0.00	37,648.00	
Exclusive Traders, Inc.	EO#15.12.2786	12/31/2015	102,430.00	102,430.00	0.00	0.00	0.00	0.00	0.00	102,430.00	
GLOBALAIRE TECHNOLOGY CORP	EO#16.11.3031	11/30/2016	26,500.00	26,500.00	0.00	0.00	0.00	0.00	0.00	26,500.00	
Blackram Builders, Inc.	LFP#17-12-03	12/31/2017	181,071.80	181,071.80	0.00	0.00	0.00	0.00	0.00	181,071.80	
BF Corporation	19-12-001	12/31/2019	49,999,426.00	49,999,426.00	49,999,426.00	0.00	0.00	0.00	0.00	0.00	
Scigate Technology Corporation	19-12-009	12/31/2019	490,500.00	490,500.00	490,500.00	0.00	0.00	0.00	0.00	0.00	
ACS Development & Property Managers, Inc.	12-18750	12/28/2018	3,169,523.65	3,169,523.65	0.00	0.00	0.00	3,169,523.65	0.00	0.00	
SUN RAYS BUILDERS AND GEN	12-24473	12/31/2016	976,940.75	976,940.75	0.00	0.00	0.00	0.00	0.00	976,940.75	
KB KONSTRAK BILDING SOLU	12-24748	12/31/2015	882,050.37	882,050.37	0.00	0.00	0.00	0.00	0.00	882,050.37	
ACCURACY BUILDER ENTERPRISE	12-23643	12/31/2015	7,727,704.78	7,727,704.78	0.00	0.00	0.00	0.00	0.00	7,727,704.78	
Power Dimension	05-05848	12/31/2010	20,000.00	20,000.00	0.00	0.00	0.00	0.00	0.00	20,000.00	
MG-JA Ent.	09-12839	12/31/2010	49,900.75	49,900.75	0.00	0.00	0.00	0.00	0.00	49,900.75	
Compuare Corp	11-15881	12/31/2010	44,000.00	44,000.00	0.00	0.00	0.00	0.00	0.00	44,000.00	
PC Past Computer Sal	12-18427	12/31/2010	37,065.00	37,065.00	0.00	0.00	0.00	0.00	0.00	37,065.00	
Molave Trading	12-19296	12/31/2010	60,403.00	60,403.00	0.00	0.00	0.00	0.00	0.00	60,403.00	

This report was generated using the Unified Reporting System on 30/01/2020 15:27 version FAR3.1.0 ; Status : PENDING

Department: State Universities and Colleges (SUCs)
 Agency: University of the Philippines System
 Operating Unit: < not applicable >
 Organization Code (UACS) : 08 008 0000000

Name of Creditors	Obligation Request and Status			AGING OF UNPAID OBLIGATIONS							Remarks	
	Number	Date	Amount	Amount	90 days & below	91 to 180 days	181 to 270 days	271 to 365/366 days	More than 1 year but less than 2 years	More than 2 years		
				5=(6+7+8+9+10+11)	6	7	8	9	10	11		
1	2	3	4								12	
SENCO LINK TECH	12-19435	12/31/2010	45,000.00	45,000.00	0.00	0.00	0.00	0.00	0.00	0.00	45,000.00	
AUDIOPHILE COMPONENT	12-19891	12/31/2010	39,888.00	39,888.00	0.00	0.00	0.00	0.00	0.00	0.00	39,888.00	
GOLDEN MANU & TRADIN	12-20137	12/31/2010	72,299.00	72,299.00	0.00	0.00	0.00	0.00	0.00	0.00	72,299.00	
CYLIX	12-20188	12/31/2010	49,800.00	49,800.00	0.00	0.00	0.00	0.00	0.00	0.00	49,800.00	
Senco Link Technolog	12-20278	12/31/2010	48,500.00	48,500.00	0.00	0.00	0.00	0.00	0.00	0.00	48,500.00	
MACRO MACHINERY AND	12-20346	12/31/2010	50,000.00	50,000.00	0.00	0.00	0.00	0.00	0.00	0.00	50,000.00	
CIM Technologie	12-20403	12/31/2010	251,100.00	251,100.00	0.00	0.00	0.00	0.00	0.00	0.00	251,100.00	
Interactive Mobile a	12-20442	12/31/2010	49,934.02	49,934.02	0.00	0.00	0.00	0.00	0.00	0.00	49,934.02	
AUTOMATIC CENTER	12-20458	12/31/2010	49,560.00	49,560.00	0.00	0.00	0.00	0.00	0.00	0.00	49,560.00	
Dargo Design Compone	12-20471	12/31/2010	14,112.40	14,112.40	0.00	0.00	0.00	0.00	0.00	0.00	14,112.40	
OFFICE WAREHOUSE INC	12-20517	12/31/2010	13,200.00	13,200.00	0.00	0.00	0.00	0.00	0.00	0.00	13,200.00	
AUTOMATIC CENTER	12-20528	12/31/2010	20,600.00	20,600.00	0.00	0.00	0.00	0.00	0.00	0.00	20,600.00	
MFT INTERNATIONAL CO	12-20567	12/31/2010	3,374,659.87	3,374,659.87	0.00	0.00	0.00	0.00	0.00	0.00	3,374,659.87	
Compucare Center	12-20611	12/31/2010	26,340.00	26,340.00	0.00	0.00	0.00	0.00	0.00	0.00	26,340.00	
SUPERSERVE CORP	12-20659	12/31/2010	44,000.00	44,000.00	0.00	0.00	0.00	0.00	0.00	0.00	44,000.00	
MFT International Co	12-20747	12/31/2010	48,024.90	48,024.90	0.00	0.00	0.00	0.00	0.00	0.00	48,024.90	
Compucare Center	12-20833	12/31/2010	48,875.00	48,875.00	0.00	0.00	0.00	0.00	0.00	0.00	48,875.00	
SUPERSERVE CORP	12-20862	12/31/2010	37,850.00	37,850.00	0.00	0.00	0.00	0.00	0.00	0.00	37,850.00	
ACE BUILDERS	12-20920	12/31/2010	14,985.00	14,985.00	0.00	0.00	0.00	0.00	0.00	0.00	14,985.00	
Certeza Infosystems	12-20986	12/31/2010	47,700.00	47,700.00	0.00	0.00	0.00	0.00	0.00	0.00	47,700.00	
Elite Scientific & D	12-21035	12/31/2010	49,392.00	49,392.00	0.00	0.00	0.00	0.00	0.00	0.00	49,392.00	
JOHNNYSPOND	12-21076	12/31/2010	6,742.00	6,742.00	0.00	0.00	0.00	0.00	0.00	0.00	6,742.00	
PC GILMORE CORP ASUS	12-21136	12/31/2010	46,198.00	46,198.00	0.00	0.00	0.00	0.00	0.00	0.00	46,198.00	
Compucare Cente	12-21180	12/31/2010	15,000.00	15,000.00	0.00	0.00	0.00	0.00	0.00	0.00	15,000.00	
MFT INTERNATIONAL CO	12-21212	12/31/2010	46,521.27	46,521.27	0.00	0.00	0.00	0.00	0.00	0.00	46,521.27	
MFT INTER CORP	12-21226	12/31/2010	40,924.59	40,924.59	0.00	0.00	0.00	0.00	0.00	0.00	40,924.59	
MARNAV MARINE ELEC	12-21297	12/31/2010	46,700.00	46,700.00	0.00	0.00	0.00	0.00	0.00	0.00	46,700.00	

Department: State Universities and Colleges (SUCs)
 Agency: University of the Philippines System
 Operating Unit: < not applicable >
 Organization Code (UACS) : 08 008 0000000

Name of Creditors	Obligation Request and Status			AGING OF UNPAID OBLIGATIONS							Remarks	
	Number	Date	Amount	Amount	90 days & below	91 to 180 days	181 to 270 days	271 to 365/366 days	More than 1 year but less than 2 years	More than 2 years		
												5=(6+7+8+9+10+11)
1	2	3	4	5	6	7	8	9	10	11	12	
GOLDEN BAT	12-21380	12/31/2010	45,990.00	45,990.00	0.00	0.00	0.00	0.00	0.00	0.00	45,990.00	
Compucare Cente	12-21407	12/31/2010	30,645.00	30,645.00	0.00	0.00	0.00	0.00	0.00	0.00	30,645.00	
SUPERSERVE	12-21443	12/31/2010	50,000.00	50,000.00	0.00	0.00	0.00	0.00	0.00	0.00	50,000.00	
SUPERSERVE	12-21460	12/31/2010	40,000.00	40,000.00	0.00	0.00	0.00	0.00	0.00	0.00	40,000.00	
DHN CONSTRUCTION	12-20017	12/31/2010	9,043,290.72	9,043,290.72	0.00	0.00	0.00	0.00	0.00	0.00	9,043,290.72	
JD LEGASPI CONS	12-21110	12/31/2010	2,295,951.43	2,295,951.43	0.00	0.00	0.00	0.00	0.00	0.00	2,295,951.43	
DCCD ENGG CORPORATION	12-18297	12/31/2009	224,002.70	224,002.70	0.00	0.00	0.00	0.00	0.00	0.00	224,002.70	
UNITED TECHNOLOGIES -FOUR	12-17261	12/31/2007	1,352,846.88	1,352,846.88	0.00	0.00	0.00	0.00	0.00	0.00	1,352,846.88	
DCDD ENGINEERING CORP	05-59206	12/31/2011	114,628.65	114,628.65	0.00	0.00	0.00	0.00	0.00	0.00	114,628.65	
ASPEN MULTISYSTEM CORP.	GF 16-11-2117	10/28/2016	3,060.00	3,060.00	0.00	0.00	0.00	0.00	0.00	0.00	3,060.00	
NEW TBP CONSTRUCTION AND DEVELOPMENT CORPORATION	GF-2017-11-1759	11/20/2017	92,080,050.24	92,080,050.24	0.00	0.00	0.00	92,080,050.24	0.00	0.00	0.00	
Western Marketing Corp.	15-10-1127	10/30/2015	4,032.00	4,032.00	0.00	0.00	0.00	0.00	0.00	0.00	4,032.00	
Respicare Enterprises	15-12-1408	12/30/2015	223,900.00	223,900.00	0.00	0.00	0.00	0.00	0.00	0.00	223,900.00	
The Pharmedic Corporation	16-02-0112	02/28/2016	570,000.00	570,000.00	0.00	0.00	0.00	0.00	0.00	0.00	570,000.00	
Medtronix Medical Supplies and Equipment	16-03-0220	03/30/2016	458,000.00	458,000.00	0.00	0.00	0.00	0.00	0.00	0.00	458,000.00	
Medtronix Medical Supplies and Equipment	16-04-0351	04/30/2016	485,000.00	485,000.00	0.00	0.00	0.00	0.00	0.00	0.00	485,000.00	
Goldquest Biotechnologies Inc.	16-05-0449	05/30/2016	22,500.00	22,500.00	0.00	0.00	0.00	0.00	0.00	0.00	22,500.00	
Informed Enterprises	16-07-0629	07/30/2016	53,900.00	53,900.00	0.00	0.00	0.00	0.00	0.00	0.00	53,900.00	
Molave Trading Inc.	16-09-0859	09/30/2016	112,739.50	112,739.50	0.00	0.00	0.00	0.00	0.00	0.00	112,739.50	
Omnibus Bio-Medical Systems, Inc.	16-11-1089	11/30/2016	6,080.00	6,080.00	0.00	0.00	0.00	0.00	0.00	0.00	6,080.00	
Eight Treasures Trading	16-12-1199	12/30/2016	2,079.00	2,079.00	0.00	0.00	0.00	0.00	0.00	0.00	2,079.00	
PITC (Projects were given to PITC)	18-12-0853	12/30/2018	250,000,000.00	250,000,000.00	0.00	0.00	0.00	0.00	0.00	0.00	250,000,000.00	
Nig Marketing Corporation	15-07-161	07/31/2015	60,000.00	60,000.00	0.00	0.00	0.00	0.00	0.00	0.00	60,000.00	
Behavioral Dynamics Incorporated	15-10-1826	10/31/2015	150,000.00	150,000.00	0.00	0.00	0.00	0.00	0.00	0.00	150,000.00	
Dakila Trading Corporation	16-06-1877	06/30/2016	34,200.00	34,200.00	0.00	0.00	0.00	0.00	0.00	0.00	34,200.00	
FFJJ Construction	16-11-6084	11/30/2016	2,218,526.75	2,218,526.75	0.00	0.00	0.00	0.00	0.00	0.00	2,218,526.75	
Micro-Asia Builders	06-102101-2017-06-3472	12/29/2017	137,905,652.81	137,905,652.81	0.00	0.00	0.00	0.00	0.00	0.00	137,905,652.81	

Department: State Universities and Colleges (SUCs)
 Agency: University of the Philippines System
 Operating Unit: < not applicable >
 Organization Code (UACS) : 08 008 0000000

Name of Creditors	Obligation Request and Status			AGING OF UNPAID OBLIGATIONS							Remarks	
				Amount	90 days & below	91 to 180 days	181 to 270 days	271 to 365/366 days	More than 1 year but less than 2 years	More than 2 years		
	Number	Date	Amount	5=(6+7+8+9+10+11)	6	7	8	9	10	11		12
	1	2	3	4	5	6	7	8	9	10	11	12
Levins International	06-102101-2017-11-4673	12/29/2017	1,890.00	1,890.00	0.00	0.00	0.00	0.00	0.00	0.00	1,890.00	
Diamond Industrial Systems Provider Inc	06-102101-2017-12-5557	12/29/2017	147,530.00	147,530.00	0.00	0.00	0.00	0.00	0.00	0.00	147,530.00	
Dynalab	06-102101-2017-12-5574	12/29/2017	7,815.09	7,815.09	0.00	0.00	0.00	0.00	0.00	0.00	7,815.09	
Cebu Fareaster	06-102101-2017-12-5603	12/29/2017	459,800.00	459,800.00	0.00	0.00	0.00	0.00	0.00	0.00	459,800.00	
ITS Science Phils	06-102101-2017-12-5612	12/29/2017	13,378.00	13,378.00	0.00	0.00	0.00	0.00	0.00	0.00	13,378.00	
Winter Field	06-102101-2017-12-5717	12/29/2017	3,716.30	3,716.30	0.00	0.00	0.00	0.00	0.00	0.00	3,716.30	
Biocare Health Resources	EO#16-01-0034	01/31/2016	31,850.00	31,850.00	0.00	0.00	0.00	0.00	0.00	0.00	31,850.00	
Philippine International Trading Corporation	01-19-09-0623	12/31/2019	100,000,000.00	100,000,000.00	100,000,000.00	0.00	0.00	0.00	0.00	0.00	0.00	
Fastel Services, Inc.	01-16-08-0569	12/31/2016	6,500,000.00	6,500,000.00	0.00	0.00	0.00	0.00	0.00	0.00	6,500,000.00	
A.Hae Coliseum	01-16-12-0969	12/31/2016	7,056,880.81	7,056,880.81	0.00	0.00	0.00	0.00	0.00	0.00	7,056,880.81	
401 Development & Construction	1310030001	03/31/2010	1,148,564.90	1,148,564.90	0.00	0.00	0.00	0.00	0.00	0.00	1,148,564.90	
AA Masong Construction	12-1489	12/27/2013	40,271,240.91	40,271,240.91	0.00	0.00	0.00	36,244,116.80	0.00	0.00	4,027,124.11	
Maximax Systems	12-1310	12/18/2015	1,783.64	1,783.64	0.00	0.00	0.00	0.00	0.00	0.00	1,783.64	
Jvs Audio System	3395	03/31/2016	12,000.00	12,000.00	0.00	0.00	0.00	12,000.00	0.00	0.00	0.00	
Core Scientific Industries	3389	05/16/2017	6,614,120.00	6,614,120.00	0.00	0.00	0.00	0.00	0.00	0.00	6,614,120.00	
Solazone et al. - Solazone	3404	10/24/2017	40,000.00	40,000.00	0.00	0.00	0.00	0.00	0.00	0.00	40,000.00	
DSJP Construction	10-2846	10/24/2017	671,813.83	671,813.83	0.00	0.00	0.00	0.00	0.00	0.00	671,813.83	
RAJ Laurente Construction & Development Phils	2747	12/20/2016	1,676,513.94	1,676,513.94	0.00	0.00	0.00	872,866.11	803,647.83	0.00	0.00	
AIMM Builder and Construction Supply	101-15-120914	11/30/2018	3,899,259.99	3,899,259.99	0.00	0.00	0.00	0.00	0.00	0.00	3,899,259.99	
DCCD Engineering Corp.	101-16-122082	12/31/2016	1,590,090.00	1,590,090.00	0.00	0.00	0.00	0.00	0.00	0.00	1,590,090.00	
J & S Escuadra Construction & Supply	101-16-111508	05/11/2018	496,778.82	496,778.82	0.00	0.00	0.00	0.00	0.00	0.00	496,778.82	
DM Ferrer & Associates	13.01.0001	01/31/2013	15,968,960.00	15,968,960.00	0.00	0.00	0.00	0.00	0.00	0.00	15,968,960.00	
Blackram Builders Inc.	17-11-002	11/30/2017	10,617,100.33	10,617,100.33	0.00	0.00	0.00	0.00	0.00	0.00	10,617,100.33	
SEACOM, Inc.	17-12-011	12/31/2017	1,154,730.84	1,154,730.84	0.00	0.00	0.00	0.00	0.00	0.00	1,154,730.84	
XITRIX	16.11.3024	11/30/2016	79,990.00	79,990.00	0.00	0.00	0.00	0.00	0.00	0.00	79,990.00	
Bosser Philippines Inc.	EO#15-09-1962	09/30/2015	60,000.00	60,000.00	0.00	0.00	0.00	0.00	0.00	0.00	60,000.00	
Alcaport trade	EO#15.10.2293	10/31/2015	5,845.00	5,845.00	0.00	0.00	0.00	0.00	0.00	0.00	5,845.00	

This report was generated using the Unified Reporting System on 30/01/2020 15:27 version.FAR3.1.0 ; Status : PENDING

Department: State Universities and Colleges (SUCs)
 Agency: University of the Philippines System
 Operating Unit: < not applicable >
 Organization Code (UACS) : 08 008 0000000

Name of Creditors	Obligation Request and Status			AGING OF UNPAID OBLIGATIONS							Remarks	
				Amount	90 days & below	91 to 180 days	181 to 270 days	271 to 365/366 days	More than 1 year but less than 2 years	More than 2 years		
	Number	Date	Amount	5=(6+7+8+9+10+11)	6	7	8	9	10	11		12
PCWorkx IT Solutions Inc	EO# 16-01-40	01/31/2016	17,580.00	17,580.00	0.00	0.00	0.00	0.00	0.00	0.00	17,580.00	
IMAX Technologies	EO#15-10-2304	10/31/2015	8,981.20	8,981.20	0.00	0.00	0.00	0.00	0.00	0.00	8,981.20	
Triple Bond Trading	EO#15-10-2383	10/31/2015	14,400.00	14,400.00	0.00	0.00	0.00	0.00	0.00	0.00	14,400.00	
Macare Medicals, Inc.	EO#15-12-2951	12/31/2015	175,284.60	175,284.60	0.00	0.00	0.00	0.00	0.00	0.00	175,284.60	
Chemline Scientific Corporation	EO#16-01-0039	01/31/2016	13,188.00	13,188.00	0.00	0.00	0.00	0.00	0.00	0.00	13,188.00	
BP Integrated Technologies, Inc.	EO#15-12-2766	12/31/2015	173,320.78	173,320.78	0.00	0.00	0.00	0.00	0.00	0.00	173,320.78	
ITS SCIENCE PHILS INC.	EO#16-01-0046	01/31/2016	988,696.50	988,696.50	0.00	0.00	0.00	0.00	0.00	0.00	988,696.50	
A.C. Ong Consulting Inc.	LFP#17-11-004	11/29/2017	176,520.51	176,520.51	0.00	0.00	0.00	0.00	0.00	0.00	176,520.51	
Enerpro Marketing	EO-16-12-3568	12/31/2016	4,833.60	4,833.60	0.00	0.00	0.00	0.00	0.00	0.00	4,833.60	
Dex-Sal Builders	19-12-002	12/31/2019	17,599,759.00	17,599,759.00	17,599,759.00	0.00	0.00	0.00	0.00	0.00	0.00	1,273,438.95
Arce Bailon Arce Associates	15-06-1698	1/6/2015	1,273,438.95	1,273,438.95	0.00	0.00	0.00	0.00	0.00	0.00	23,338,505.79	
New TBP Construction & Dev't Corp	12-18397	12/31/2017	23,338,505.79	23,338,505.79	0.00	0.00	0.00	0.00	0.00	0.00	7,296,918.72	
ACCURACY BUILDER ENTERPRI	03-03366	12/31/2016	7,296,918.72	7,296,918.72	0.00	0.00	0.00	0.00	0.00	0.00	1,026,840.97	
OSCAR RUIVIVAR & ASSOCIA	12-24751	12/31/2015	1,026,840.97	1,026,840.97	0.00	0.00	0.00	0.00	0.00	0.00	85,822.50	
ALLEYWAY CONSTRUCTION	12-25843	12/31/2015	85,822.50	85,822.50	0.00	0.00	0.00	0.00	0.00	0.00	389,495.00	
Compucare Cente	06-06835	12/31/2010	389,495.00	389,495.00	0.00	0.00	0.00	0.00	0.00	0.00	22,100.00	
Design Crest Furnitu	10-13371	12/31/2010	22,100.00	22,100.00	0.00	0.00	0.00	0.00	0.00	0.00	49,045.00	
Compucare Cente	11-16706	12/31/2010	49,045.00	49,045.00	0.00	0.00	0.00	0.00	0.00	0.00	500,000.00	
TERCO (CIF MANILA)	12-18798	12/31/2010	500,000.00	500,000.00	0.00	0.00	0.00	0.00	0.00	0.00	533,074.58	
FAIRE TECH INC	12-19306	12/31/2010	533,074.58	533,074.58	0.00	0.00	0.00	0.00	0.00	0.00	45,000.00	
SENCO LINK TECH	12-19436	12/31/2010	45,000.00	45,000.00	0.00	0.00	0.00	0.00	0.00	0.00	33,000.00	
ANSON HOME INC	12-19892	12/31/2010	33,000.00	33,000.00	0.00	0.00	0.00	0.00	0.00	0.00	43,200.00	
Workstation Des	12-20138	12/31/2010	43,200.00	43,200.00	0.00	0.00	0.00	0.00	0.00	0.00	2,350.00	
FLEXY COMPONENTS, IN	12-20202	12/31/2010	2,350.00	2,350.00	0.00	0.00	0.00	0.00	0.00	0.00	43,377.76	
Customers First Trad	12-20280	12/31/2010	43,377.76	43,377.76	0.00	0.00	0.00	0.00	0.00	0.00	47,497.50	
Superserve Corp	12-20348	12/31/2010	47,497.50	47,497.50	0.00	0.00	0.00	0.00	0.00	0.00	26,800.00	
SUPERSEVE CORP	12-20404	12/31/2010	26,800.00	26,800.00	0.00	0.00	0.00	0.00	0.00	0.00		

This report was generated using the Unified Reporting System on 30/01/2020 15:27 version.FAR3 1.0 ; Status : PENDING

Department: State Universities and Colleges (SUCs)
 Agency: University of the Philippines System
 Operating Unit: < not applicable >
 Organization Code (UACS) : 08 008 0000000

Name of Creditors	Obligation Request and Status			AGING OF UNPAID OBLIGATIONS							Remarks	
	Number	Date	Amount	Amount	90 days & below	91 to 180 days	181 to 270 days	271 to 365/366 days	More than 1 year but less than 2 years	More than 2 years		
				5=(6+7+8+9+10+11)	6	7	8	9	10	11		
1	2	3	4								12	
Interactive Mobile a	12-20443	12/31/2010	49,934.02	49,934.02	0.00	0.00	0.00	0.00	0.00	0.00	49,934.02	
INTERACTIVE MOBILE A	12-20459	12/31/2010	49,934.02	49,934.02	0.00	0.00	0.00	0.00	0.00	0.00	49,934.02	
Flexy Components Inc	12-20476	12/31/2010	47,700.00	47,700.00	0.00	0.00	0.00	0.00	0.00	0.00	47,700.00	
AUTOMATIC CENTER	12-20519	12/31/2010	48,245.00	48,245.00	0.00	0.00	0.00	0.00	0.00	0.00	48,245.00	
Superserve	12-20530	12/31/2010	37,850.00	37,850.00	0.00	0.00	0.00	0.00	0.00	0.00	37,850.00	
AUTOMATIC CENTER	12-20569	12/31/2010	44,999.00	44,999.00	0.00	0.00	0.00	0.00	0.00	0.00	44,999.00	
AUTOMATIC CENTER	12-20615	12/31/2010	39,510.00	39,510.00	0.00	0.00	0.00	0.00	0.00	0.00	39,510.00	
SUPERSERVE CORP	12-20660	12/31/2010	49,800.00	49,800.00	0.00	0.00	0.00	0.00	0.00	0.00	49,800.00	
MFT International Co	12-20752	12/31/2010	48,565.44	48,565.44	0.00	0.00	0.00	0.00	0.00	0.00	48,565.44	
Flexy Component	12-20837	12/31/2010	46,900.00	46,900.00	0.00	0.00	0.00	0.00	0.00	0.00	46,900.00	
SUPERSERVE CORP	12-20872	12/31/2010	41,600.00	41,600.00	0.00	0.00	0.00	0.00	0.00	0.00	41,600.00	
ACE BUILDERS	12-20921	12/31/2010	39,995.00	39,995.00	0.00	0.00	0.00	0.00	0.00	0.00	39,995.00	
SUPERSERVE CORP	12-21000	12/31/2010	49,600.00	49,600.00	0.00	0.00	0.00	0.00	0.00	0.00	49,600.00	
ACCENT SYSTEMS INC	12-21036	12/31/2010	200,946.45	200,946.45	0.00	0.00	0.00	0.00	0.00	0.00	200,946.45	
SM APPLIANCE CENTER	12-21077	12/31/2010	16,600.00	16,600.00	0.00	0.00	0.00	0.00	0.00	0.00	16,600.00	
ACE BUILDERS NORTH E	12-21144	12/31/2010	48,000.00	48,000.00	0.00	0.00	0.00	0.00	0.00	0.00	48,000.00	
Cubix Making Wc	12-21183	12/31/2010	48,900.00	48,900.00	0.00	0.00	0.00	0.00	0.00	0.00	48,900.00	
MFT INTERNATIONAL CO	12-21213	12/31/2010	46,521.27	46,521.27	0.00	0.00	0.00	0.00	0.00	0.00	46,521.27	
NEMIE FURNITURE TRAD	12-21227	12/31/2010	47,600.00	47,600.00	0.00	0.00	0.00	0.00	0.00	0.00	47,600.00	
ELITE SCIENTIFIC & D	12-21313	12/31/2010	48,688.00	48,688.00	0.00	0.00	0.00	0.00	0.00	0.00	48,688.00	
Maitlink - switch hu	12-21380	12/31/2010	45,990.00	45,990.00	0.00	0.00	0.00	0.00	0.00	0.00	45,990.00	
Compucare Cente	12-21408	12/31/2010	30,645.00	30,645.00	0.00	0.00	0.00	0.00	0.00	0.00	30,645.00	
SUPERSERVE	12-21451	12/31/2010	50,000.00	50,000.00	0.00	0.00	0.00	0.00	0.00	0.00	50,000.00	
SUPERSERVE	12-21461	12/31/2010	50,000.00	50,000.00	0.00	0.00	0.00	0.00	0.00	0.00	50,000.00	
DHN CONSTRUCTION	12-20018	12/31/2010	15,101,689.90	15,101,689.90	0.00	0.00	0.00	0.00	0.00	0.00	15,101,689.90	
CHINA STATE PHIL	12-21193	12/31/2010	10,130,771.21	10,130,771.21	0.00	0.00	0.00	0.00	0.00	0.00	10,130,771.21	
EMO DESIGN	12-18334	12/31/2009	2,859,950.24	2,859,950.24	0.00	0.00	0.00	0.00	0.00	0.00	2,859,950.24	

This report was generated using the Unified Reporting System on 30/01/2020 15:27 version.FAR3.1.0 ; Status : PENDING


Department: State Universities and Colleges (SUCs)
 Agency: University of the Philippines System
 Operating Unit: < not applicable >
 Organization Code (UACS): 08 008 0000000

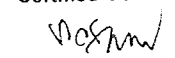
Name of Creditors	Obligation Request and Status			AGING OF UNPAID OBLIGATIONS							Remarks	
	Number	Date	Amount	Amount	90 days & below	91 to 180 days	181 to 270 days	271 to 365/366 days	More than 1 year but less than 2 years	More than 2 years		
				5=(6+7+8+9+10+11)	6	7	8	9	10	11		
1	2	3	4								12	
Fix and Care Ref and Aircon Services, Inc.	12-74910	12/05/2019	287,280.00	287,280.00	287,280.00	0.00	0.00	0.00	0.00	0.00	0.00	
ACCURACY BUILDER ENTERPRISE	GF 14-12-2213	12/18/2014	1,526,039.53	1,526,039.53	0.00	0.00	0.00	0.00	0.00	0.00	1,526,039.53	
GOLDEN BAT (FAR EAST), INC.	GF 16-11-2124	11/28/2016	4,157.00	4,157.00	0.00	0.00	0.00	0.00	0.00	0.00	4,157.00	
RUPERT SIGN AND DISPLAY SERVICES	GF-18-12-1866	12/31/2018	611,000.00	611,000.00	0.00	0.00	0.00	0.00	611,000.00	0.00	0.00	
Medtronix Medical Supplies & Equipment	15-10-1161	10/30/2015	43,600.00	43,600.00	0.00	0.00	0.00	0.00	0.00	0.00	43,600.00	
MCGC MEDITEL CORPORATION	15-12-1439	12/30/2015	8,350.00	8,350.00	0.00	0.00	0.00	0.00	0.00	0.00	8,350.00	
The Pharmedic Corporation	16-02-0113	02/28/2016	1,194,000.00	1,194,000.00	0.00	0.00	0.00	0.00	0.00	0.00	1,194,000.00	
United Medical Supply	16-03-0225	03/30/2016	70,000.00	70,000.00	0.00	0.00	0.00	0.00	0.00	0.00	70,000.00	
Saviour Medevices, Inc.	16-04-0385	04/30/2016	744,660.00	744,660.00	0.00	0.00	0.00	0.00	0.00	0.00	744,660.00	
Healthsolutions Enterprises, Inc.	16-06-0483	06/30/2016	522,000.00	522,000.00	0.00	0.00	0.00	0.00	0.00	0.00	522,000.00	
Drake Marketing & Equipment Corporation	16-07-0646	07/30/2016	6,850.00	6,850.00	0.00	0.00	0.00	0.00	0.00	0.00	6,850.00	
Variance Trading Corp.	16-10-0964	10/30/2016	120,000.00	120,000.00	0.00	0.00	0.00	0.00	0.00	0.00	120,000.00	
Jerr Marketing	16-12-1137	12/30/2016	44,800.00	44,800.00	0.00	0.00	0.00	0.00	0.00	0.00	44,800.00	
Eight Treasures Trading	16-12-1204	12/30/2016	9,000.00	9,000.00	0.00	0.00	0.00	0.00	0.00	0.00	9,000.00	
RB SORIANO CONSTRUCTION (Renovation of NICU)	19-12-0946	12/30/2019	50,000,000.00	50,000,000.00	50,000,000.00	0.00	0.00	0.00	0.00	0.00	0.00	
CDMO Central Store/R Jamero	15-09-1081	09/30/2015	11,912.21	11,912.21	0.00	0.00	0.00	0.00	0.00	0.00	11,912.21	
CDMO Central Store/R Jamero	15-11-2107	11/30/2015	223,448.83	223,448.83	0.00	0.00	0.00	0.00	0.00	0.00	223,448.83	
D'Malt Industrial Sales Corporation	16-06-1677	06/30/2016	14,760.00	14,760.00	0.00	0.00	0.00	0.00	0.00	0.00	14,760.00	
CDMO Central Store /Rolando Jamero	16-11-6205	11/30/2016	8,017.06	8,017.06	0.00	0.00	0.00	0.00	0.00	0.00	8,017.06	
Micro-Asia Builders	06-102101-2017-10-4216	12/29/2017	125,150.61	125,150.61	0.00	0.00	0.00	0.00	0.00	0.00	125,150.61	
Steven Const & Supply	06-102101-2017-12-4409	12/29/2017	2,059,601.64	2,059,601.64	0.00	0.00	0.00	0.00	0.00	0.00	2,059,601.64	
Golden Bat	06-102101-2017-12-5559	12/29/2017	267,998.85	267,998.85	0.00	0.00	0.00	0.00	0.00	0.00	267,998.85	
Labraders	06-102101-2017-12-5575	12/29/2017	4,500.00	4,500.00	0.00	0.00	0.00	0.00	0.00	0.00	4,500.00	
Krypton Ind. Resources	06-102101-2017-12-5604	12/29/2017	232,035.15	232,035.15	0.00	0.00	0.00	0.00	0.00	0.00	232,035.15	
Molave Trading	06-102101-2017-12-5613	12/29/2017	27,739.66	27,739.66	0.00	0.00	0.00	0.00	0.00	0.00	27,739.66	
INSTRUM:X SUPPLIER INC.	06-102101-2018-12-3263	12/28/2018	5,000,000.00	5,000,000.00	0.00	0.00	0.00	0.00	5,000,000.00	0.00	0.00	
DBM Procurement Service	EO#15-12-2953	12/31/2015	7,280,130.00	7,280,130.00	0.00	0.00	0.00	0.00	0.00	0.00	7,280,130.00	


This report was generated using the Unified Reporting System on 30/01/2020 15:27 version.FAR3.1.0 ; Status : PENDING


Department: State Universities and Colleges (SUCs)
 Agency: University of the Philippines System
 Operating Unit: < not applicable >
 Organization Code (UACS) : 08 008 0000000

Name of Creditors	Obligation Request and Status			AGING OF UNPAID OBLIGATIONS							Remarks
				Amount	90 days & below	91 to 180 days	181 to 270 days	271 to 365/366 days	More than 1 year but less than 2 years	More than 2 years	
	Number	Date	Amount	5=(6+7+8+9+10+11)	6	7	8	9	10	11	
1	2	3	4	5	6	7	8	9	10	11	12
			3,345,778,702.1	3,345,778,702.1	972,371,972.88	0.00	0.00	146,143,874.05	229,003,898.72	1,998,258,956.4	
Sub-total			3,555,778,702.1	3,555,778,702.1	1,182,371,972.8	0.00	0.00	146,143,874.05	229,003,898.72	1,998,258,956.4	
Total			3,555,778,702.1	3,555,778,702.1	1,182,371,972.8	0.00	0.00	146,143,874.05	229,003,898.72	1,998,258,956.4	
GRAND TOTAL			210,000,000.00	210,000,000.00	210,000,000.00	0.00	0.00	0.00	0.00	0.00	
Total Current Year Appropriations			3,345,778,702.1	3,345,778,702.1	972,371,972.88	0.00	0.00	146,143,874.05	229,003,898.72	1,998,258,956.4	
Total Prior Years' Appropriations											

Certified Correct:

 ARIEL E. FABIAN
 Accountant
 Date: 01/30/2020

Certified Correct:

 SUSAN C. SANCHEZ
 Director, UPS Accounting Office
 Date: 01/30/2020

Recommending Approval:

 NOBEEN P. ESCULTURA
 Director, UPS Budget Office
 Date:

Approved By:

 LISA GRACE S. BERSALES
 Vice President for Planning and Finance
 Date: JAN 30 2020