



**UNIVERSITY
OF THE
PHILIPPINES**

OFFICE OF THE VICE-PRESIDENT FOR PLANNING AND FINANCE
3rd Floor, Quezon Hall, University of the Philippines, Diliman, Quezon City 1101
Telefax Nos. (632) 928-2866 / (632) 928-2888
Trunkline: (632) 981-8500 loc. 2504 or 2530

January 31, 2020

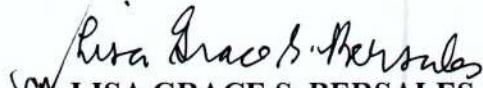
MS. ALMA A. BACULI
Supervising Auditor
Commission on Audit
University of the Philippines
System Administration
Quezon Hall, Q. C.

Dear Ms. Baculi:

We are pleased to submit **FAR No. 5** – Quarterly Report of Revenue and Other Receipts (QRROR) of the UP System for the quarter of December, 2019.

Thank you.

Very truly yours,



LISA GRACE S. BERSALES
Vice Pres. For Planning and Finance


Encls.: As stated

QUARTERLY REPORT OF REVENUE AND OTHER RECEIPTS
As of the Quarter Ending 31 December 2019

Department STATE UNIVERSITIES AND COLLEGES
 Agency UNIVERSITY OF THE PHILIPPINES SYSTEM
 Operating Unit 008
 Organization Code (UACS) 08 008 00 00000
 Fund Cluster 05 - INTERNALLY GENERATED FUNDS (Retained Income)

CLASSIFICATION / SOURCES OF REVENUE AND OTHER RECEIPTS	UACS Code	REVENUE TARGET (Annual)	ACTUAL REVENUE AND OTHER RECEIPTS COLLECTIONS					CUMULATIVE REMITTANCE /DEPOSITS TO DATE			VARIANCE		Remarks
			UP SYSTEM										
			1st Quarter	2nd Quarter	3rd Quarter	4th Quarter	TOTAL	Remittance to BTr	Deposited with AGDB	Total	Amount	%	
1	2	3	4	5	6	7	8=(4+5+6+7)	9	10	11=(9+10)	12=(8-3)	13 = (12 / 3)	14
E. Internally Generated Funds/Retained Income Fund (Fund Cluster Code 05)													
E.1. Revenue Collections													
E.1.1 Cash Revenue													
Clearance & Certification Fees-Clearance Fees	4020104001	103,000	30,930	36,260	36,435	16,173	119,798	-	119,798	119,798	16,798	16%	
Clearance & Certification Fees-Certification Fees	4020104002	1,164,010	387,810	429,455	293,015	227,595	1,337,875	-	1,337,875	1,337,875	173,865	15%	
Verification and Authentication Fees-Other Verif	4020111099	36,827	11,511	5,836	13,137	6,394	36,878	-	36,878	36,878	51	0%	
Fines and Penalties - Service Income	4020114000	1,815,194	559,762	152,713	205,671	234,257	1,152,403	-	1,152,403	1,152,403	(662,790)	-37%	
School Fees-Tuition Fees	4020201001	217,644,943	51,272,990	14,099,115	45,585,391	35,764,265	146,721,762	-	146,721,762	146,721,762	(70,923,181)	-33%	
School Fees-Income collected from Students	4020201002	6,245,317	1,374,423	2,315,905	1,147,587	1,212,211	6,050,124	-	6,050,124	6,050,124	(195,193)	-3%	
School Fees-Other School Fees	4020201099	6,344,128	1,602,123	1,817,288	1,563,965	765,214	5,748,590	-	5,748,590	5,748,590	(595,538)	-9%	
Registration Fees	4020102000	1,069,000	409,170	104,360	329,200	118,520	961,250	-	961,250	961,250	(107,750)	-10%	
Other Service Income-Other Service Income	4020199099	5,718,038	1,166,713	1,169,462	1,217,383	1,127,830	4,681,387	-	4,681,387	4,681,387	(1,036,651)	-18%	
E.1.2 Non-Cash Revenue													
Collections effected through outright deductions from claims													
Miscellaneous income (e.g., liquidated damages)	4050199000	450,000	31,406	989	278,516	134,923	445,834	-	445,834	445,834	400,834	89%	
E.2. Non-Revenue Collections/Other Receipts													
E.2.1 Cash Receipts													
Others													
Refund of Cash Advances		45,975,000	14,366,646	7,912,901	20,932,620	4,232,426	47,444,592	-	47,444,592	47,444,592	1,469,592	3%	
TOTAL		286,160,457	71,213,483	28,044,284	71,602,918	43,839,808	214,700,494	-	214,700,494	214,700,494	(71,459,963)	-25%	

Certified Correct:

 Susan C. Sanchez
 Director, UP System Accounting Office
 Date: 31 January 2020

Approved By:

 Lisa Grace S. Bersales
 Vice President for Planning and Finance
 Date: 31 January 2020

QUARTERLY REPORT OF REVENUE AND OTHER RECEIPTS
As of the Quarter Ending 31 December 2019


Department STATE UNIVERSITIES AND COLLEGES
 Agency UNIVERSITY OF THE PHILIPPINES SYSTEM
 Operating Unit 008
 Organization Code (UACS) 08 008 00 00000
 Fund Cluster 06 - BUSINESS RELATED FUNDS (Revolving Funds)

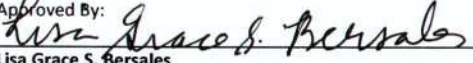
CLASSIFICATION / SOURCES OF REVENUE AND OTHER RECEIPTS	UACS Code	REVENUE TARGET (Annual)	ACTUAL REVENUE AND OTHER RECEIPTS COLLECTIONS					CUMULATIVE REMITTANCE /DEPOSITS TO DATE			VARIANCE		Remarks
			UP SYSTEM										
			1st Quarter	2nd Quarter	3rd Quarter	4th Quarter	TOTAL	Remittance to BTr	Deposited with AGDB	Total	Amount	%	
1	2	3	4	5	6	7	8=(4+5+6+7)	9	10	11=(9+10)	12=(8-3)	13 = (12 / 3)	14
F. Business Related Funds/Revolving Funds (Fund Cluster Code 06)													
F.1. Revenue Collections													
F.1.1 Cash Revenue													
Affiliation Fees	4020202000	2,000,000	434,636	1,056,164	1,274,052	1,196,222	3,961,073	-	3,961,073	3,961,073	1,961,073	98%	
Seminar/Training Fees	4020204000	1,760,972	240,759	710,964	1,493,528	1,005,297	3,450,547	-	3,450,547	3,450,547	1,689,575	96%	
Rent/Lease Income	4020205000	82,102,136	13,854,337	35,300,792	57,335,199	26,871,569	133,361,896	-	133,361,896	133,361,896	51,259,760	62%	
Road Network Fees	4020208000	35,550	14,235	12,230	13,195	50,060	89,720	-	89,720	89,720	54,170	152%	
Waterworks System Fees	4020209000	1,500	-	500	-	-	500	-	500	500	(1,000)	-67%	
Income from Hostels/Dormitories and Other Facilities	4020213000	27,465,923	11,010,749	9,605,462	10,242,676	7,629,399	38,488,286	-	38,488,286	38,488,286	11,022,362	40%	
Income from Printing and Publication	4020215000	3,966,755	724,917	1,322,998	661,719	299,208	3,008,843	-	3,008,843	3,008,843	(957,912)	-24%	
Hospital Fees-Drugs and Medicines	4020217001	389,645	-	-	498,745	441,735	940,480	-	940,480	940,480	550,835	141%	
Hospital Fees-Medical Supplies	4020217002	103,876	38,336	18,235	77,490	67,890	201,951	-	201,951	201,951	98,075	94%	
Hospital Fees-Medical Fees-Operating Room	4020217003	28,245,667	3,478,100	9,613,157	13,011,594	6,343,593	32,446,443	-	32,446,443	32,446,443	4,200,776	15%	
Hospital Fees-Medical Fees-Radiology	4020217004	124,577,430	18,506,289	38,790,319	46,438,657	25,955,275	129,690,541	-	129,690,541	129,690,541	5,113,111	4%	
Hospital Fees-Medical Fees-Laboratory	4020217005	428,354,730	123,773,401	77,884,271	92,803,242	75,873,076	370,333,991	-	370,333,991	370,333,991	(58,020,739)	-14%	
Hospital Fees-Medical Fees-Cardio-Vascular Services	4020217007	5,655,276	1,016,506	1,613,146	1,599,968	1,144,100	5,373,719	-	5,373,719	5,373,719	(281,557)	-5%	
Hospital Fees-Medical Fees-Physical Medicine & Rehabilitation	4020217009	8,581,743	1,899,174	2,068,671	2,361,257	1,527,106	7,856,208	-	7,856,208	7,856,208	(725,535)	-8%	
Hospital Fees-Medical Fees-Neurology Services	4020217011	3,126,117	789,296	656,092	1,127,826	469,526	3,042,740	-	3,042,740	3,042,740	(83,377)	-3%	
Hospital Fees-Other Fees	4020217099	602,821,656	174,768,711	104,689,474	116,847,227	31,941,644	428,247,056	-	428,247,056	428,247,056	(174,574,600)	-29%	
Dividend Income	4020220000	61,000	-	-	5,134	-	5,134	-	5,134	5,134	(55,866)	-92%	
Interest Income-Interest on NG Deposits	4020221001	2,500,000	738,861	872,738	1,900,954	2,113,250	5,625,803	-	5,625,803	5,625,803	3,125,803	125%	
Interest Income-Others	4020221003	570,888,073	194,087,788	202,502,630	180,291,400	173,915,390	750,797,209	-	750,797,209	750,797,209	179,909,136	32%	
Fines and Penalties - Business Income	4020223000	10,737,087	5,703,142	4,485,613	3,287,169	3,118,093	16,594,016	-	16,594,016	16,594,016	5,856,929	55%	
Other Business Income-Other Business Income	4020299099	49,889,737	11,463,983	13,150,319	9,866,799	11,331,237	45,812,338	-	45,812,338	45,812,338	(4,077,399)	-8%	
Income from Grants and donations	4040201000	8,500,000	22,880	7,502,199	556,150	-	8,081,229	-	8,081,229	8,081,229	(418,771)	-5%	
Subsidy from Other National Government Agencies	4030102000	121,328,000	-	19,856,718	132,279,649	-	152,136,367	-	152,136,367	152,136,367	30,808,367	25%	
Gain on Foreign Exchange (FOREX)	4050101000	96,615	-	79,434	1,169	16,012	96,615	-	96,615	96,615	(0)	0%	
Gains on Sale of Property, Plant and Equipment	4050104000	160,480	-	24,000	136,480	-	160,480	-	160,480	160,480	-	0%	
Other Gains	4050199000	53,318,000	13,343,729	11,615,498	11,668,752	11,356,629	47,984,607	-	47,984,607	47,984,607	(5,333,393)	-10%	
Miscellaneous income (e.g., liquidated damages, proceeds from sale of unserviceable PPE, etc.)	4050199000	-	120,200	120,300	120,100	120,200	480,800	-	480,800	480,800	480,800		

QUARTERLY REPORT OF REVENUE AND OTHER RECEIPTS
As of the Quarter Ending 31 December 2019

Department STATE UNIVERSITIES AND COLLEGES
 Agency UNIVERSITY OF THE PHILIPPINES SYSTEM
 Operating Unit 008
 Organization Code (UACS) 08 008 00 00000
 Fund Cluster 06 - BUSINESS RELATED FUNDS (Revolving Funds)

CLASSIFICATION / SOURCES OF REVENUE AND OTHER RECEIPTS	UACS Code	REVENUE TARGET (Annual)	ACTUAL REVENUE AND OTHER RECEIPTS COLLECTIONS					CUMULATIVE REMITTANCE /DEPOSITS TO DATE			VARIANCE		Remarks	
			UP SYSTEM											
			1st Quarter	2nd Quarter	3rd Quarter	4th Quarter	TOTAL	Remittance to BTr	Deposited with AGDB	Total	Amount	%		
1	2	3	4	5	6	7	8=(4+5+6+7)	9	10	11=(9+10)	12=(8-3)	13 = (12 / 3)	14	
F.2. Non-Revenue Collections/Other Receipts														
F.2.1 Cash Receipts														
Others														
Refund of Cash Advances*		48,464	26,919	24,367	46,973	79,837	178,096	-	178,096	178,096	129,632	267%		
TOTAL		2,136,716,431	576,056,946	543,576,289	685,947,103	382,866,348	2,188,446,686	-	2,188,446,686	2,188,446,686	51,730,255	2%		

Certified Correct:

 Susan C. Sanchez
 Director, UP System Accounting Office
 Date: 31 January 2020

Approved By:

 Lisa Grace S. Bersales
 Vice President for Planning and Finance
 Date: 31 January 2020

*Difference from FAR 5 DBM URS v2.0 report and manual report is due to Refund of Cash Advances. UACS code entry in DBM URS is pending inquiry with COA/DBM.

QUARTERLY REPORT OF REVENUE AND OTHER RECEIPTS
As of the Quarter Ending 31 December 2019

Department : STATE UNIVERSITIES AND COLLEGES
 Agency : UNIVERSITY OF THE PHILIPPINES SYSTEM
 Operating Unit : 008
 Organization Code (UACS) : 08 008 00 00000
 Fund Cluster : 07 - TRUST RECEIPTS


CLASSIFICATION / SOURCES OF REVENUE AND OTHER RECEIPTS	UACS Code	REVENUE TARGET (Annual)	ACTUAL REVENUE AND OTHER RECEIPTS COLLECTIONS					CUMULATIVE REMITTANCE /DEPOSITS TO DATE			VARIANCE		Remarks	
			UP SYSTEM											
			1st Quarter	2nd Quarter	3rd Quarter	4th Quarter	TOTAL	Remittance to BTr	Deposited with AGDB	Total	Amount	%		
1	2	3	4	5	6	7	8=(4+5+6+7)	9	10	11=(9+10)	12=(8-3)	13 = (12 / 3)	14	
G. Trust Receipts (Fund Cluster Code 07)														
G.2. Other Trust Receipts Deposited with the National Treasury														
Performance Bond		410,368	143,024	75,179	35,000	157,165	410,368	-	410,368	410,368	-	0%		
G.3. Trust Receipts Deposited with Authorized Government Depository Banks (AGDB)														
Proceeds from sale of bid documents		2,086,700	1,288,626	98,053	484,375	925,060	2,796,114	-	2,796,114	2,796,114	709,414	34%		
Other Trust Liabilities (Please specify)														
UP Press Royalty (977860Y - AY000021)		1,124,150	-	-	-	1,124,150	1,124,150	-	1,124,150	1,124,150	(0)	0%		
BGC Collections (A0001408)		3,200,000	856,747	432,096	4,968,147	1,397,344	7,654,334	-	7,654,334	7,654,334	4,454,334	139%		
TVUP (A0001437)		3,132	-	3,132	-	-	3,132	-	3,132	3,132	-	0%		
UPS Donations-Faculty Grants Marawi (A0001455 & A0001456)		2,127,102	3,000	83,721	-	2,040,381	2,127,102	-	2,127,102	2,127,102	-	0%		
UCIDS Publication (AM000003)		15,552	3,462	1,970	-	10,120	15,552	-	15,552	15,552	-	0%		
Center For Women Studies Publication (AM000004)		90,000	98,605	860	49,485	21,340	170,290	-	170,290	170,290	80,290	89%		
PGC Newborn Screening (AM000036)		28,623	-	-	-	28,623	28,623	-	28,623	28,623	-	0%		
DNA Sequencing (AM000040)		10,000,000	10,092,093	1,042,993	3,387,430	8,789,784	23,312,299	-	23,312,299	23,312,299	13,312,299	133%		
Fine For Replacement Of Staled Checks (AY000022)		3,200	1,300	150	800	950	3,200	-	3,200	3,200	-	0%		
Performance Bond (AY000004 / A0001490)		4,000,000	2,658,570	816,904	229,404	4,719,806	8,424,684	-	8,424,684	8,424,684	4,424,684	111%		
PGH Canteen		4,000,000	869,199	951,899	1,207,601	1,257,015	4,285,714	-	4,285,714	4,285,714	285,714	7%		
Medical Research Laboratory		16,663,000	4,243,727	3,851,378	5,551,567	6,392,835	20,039,507	-	20,039,507	20,039,507	3,376,507	20%		
Catherization Laboratory		32,000,000	3,735,646	4,718,856	6,219,821	7,507,371	22,181,693	-	22,181,693	22,181,693	(9,818,307)	-31%		
Sentro Ophthalmologico Jose Rizal		34,475,000	4,981,210	8,864,694	6,959,443	7,180,614	27,985,961	-	27,985,961	27,985,961	(6,489,039)	-19%		
Pharmacy		956,418,000	76,596,790	275,085,134	189,176,691	235,542,958	776,401,574	-	776,401,574	776,401,574	(180,016,426)	-19%		
Donation		6,158,982	2,401,837	2,251,788	1,505,357	6,354,508	12,513,490	-	12,513,490	12,513,490	6,354,508	103%		
Computer Loan Fund		37,645	15,934	12,974	8,737	27,472	65,117	-	65,117	65,117	27,472	73%		
Scholarship Fund		2,462,692	1,398,637	856,000	208,055	1,087,152	3,549,844	-	3,549,844	3,549,844	1,087,152	44%		
TF Student Fees		44,978	12,252	5,739	26,987	13,432	58,410	-	58,410	58,410	13,432	30%		
Other Trust Receipts		2,315,691	856,460	501,720	957,511	2,838,066	5,153,757	-	5,153,757	5,153,757	2,838,066	123%		
CSC Publications Fund		189,416	-	111,047	78,369	79,765	269,181	-	269,181	269,181	79,765	42%		
Learning Resource Center		86,100	-	61,250	24,850	40,050	126,150	-	126,150	126,150	40,050	47%		
Saliksik Kordilyera		300	-	300	-	-	300	-	300	300	-	0%		
TEBTEBBA		4,537	-	3,337	1,200	-	4,537	-	4,537	4,537	-	0%		
Balay Trust Fund		63,550	-	51,950	11,600	22,050	85,600	-	85,600	85,600	22,050	35%		
Tenefrancia		3,915	-	3,915	-	-	3,915	-	3,915	3,915	-	0%		
Cash Office Trust Fund		560	-	360	200	120	680	-	680	680	120	21%		
UP Press Fund		118,993	-	82,246	36,748	27,193	146,186	-	146,186	146,186	27,193	23%		

QUARTERLY REPORT OF REVENUE AND OTHER RECEIPTS
As of the Quarter Ending 31 December 2019


Department : STATE UNIVERSITIES AND COLLEGES
 Agency : UNIVERSITY OF THE PHILIPPINES SYSTEM
 Operating Unit : 008
 Organization Code (UACS) : 08 008 00 00000
 Fund Cluster : 07 - TRUST RECEIPTS

CLASSIFICATION / SOURCES OF REVENUE AND OTHER RECEIPTS	UACS Code	REVENUE TARGET (Annual)	ACTUAL REVENUE AND OTHER RECEIPTS COLLECTIONS					CUMULATIVE REMITTANCE /DEPOSITS TO DATE			VARIANCE		Remarks
			UP SYSTEM										
			1st Quarter	2nd Quarter	3rd Quarter	4th Quarter	TOTAL	Remittance to BTr	Deposited with AGDB	Total	Amount	%	
1	2	3	4	5	6	7	8=(4+5+6+7)	9	10	11=(9+10)	12=(8-3)	13 = (12 / 3)	14
Walkup Housing		54,395	-	40,008	14,387	-	54,395	-	54,395	54,395	-	0%	
Scanning Electron Microscope Laboratory		40,750	-	750	40,000	96,921	137,671	-	137,671	137,671	96,921	238%	
Dorm and Guest House		644,454	147,943	261,583	234,928	223,567	868,021	-	868,021	868,021	223,567	35%	
TBI		668,323	198,397	186,061	283,865	162,501	830,823	-	830,823	830,823	162,501	24%	
FABLAB		190,335	83,995	30,289	76,051	101,901	292,236	-	292,236	292,236	101,901	54%	
ILC & LRC		72,594	19,404	31,949	21,241	3,341	75,935	-	75,935	75,935	3,341	5%	
Due to NGAS		301,467,189	544,717,700	118,603,188	266,902,619	465,747,541	1,395,971,048	-	1,395,971,048	1,395,971,048	1,094,503,859	363%	
Due to LGUs		390,193	178,881	20,000	191,312	175,844	566,037	-	566,037	566,037	175,844	45%	
TOTAL		1,381,660,417	655,603,437	419,143,471	488,893,780	754,096,939	2,317,737,627	-	2,317,737,627	2,317,737,627	936,077,210	68%	

Certified Correct:


 Susan C. Sanchez
 Director, UP System Accounting Office
 Date: 31 January 2020

Approved By:


 Lisa Grace S. Bersales
 Vice President for Planning and Finance
 Date: 31 January 2020

QUARTERLY REPORT OF REVENUE AND OTHER RECEIPTS

As at the Quarter Ending December 31, 2019

Department : State Universities and Colleges (SUCs)
 Agency : University of the Philippines System
 Operating Unit : < not applicable >
 Organization Code : 08 008 0000000
 Fund Cluster : 06 - Business Related Funds

Classification/Sources of Revenue and Other Receipts	UACS CODE	REVENUE TARGET (Annual) per BESF	Actual Revenue and Other Receipts Collections					Cumulative Remittance/Deposits to Date			Variance		Remarks
			1st Quarter Ending March 31	2nd Quarter Ending June 30	3rd Quarter Ending Sept. 30	4th Quarter Ending Dec. 31	Total	Remittance to BTr	Deposited with AGDB	TOTAL	Amount	%	
1	2	3	4	5	6	7	8=[(6+(-)7)-8+9]	9	10	11=(9+10)	12=(8-3)	13=(12/3)	14
Business Related Funds		2,136,667,968.00	575,909,829.00	543,431,624.00	685,780,031.00	382,666,311.00	2,187,787,795.00	0.00	2,187,787,795.00	2,187,787,795.00	51,119,827.00	2 %	
Revenue Collections		2,136,667,968.00	575,909,829.00	543,431,624.00	685,780,031.00	382,666,311.00	2,187,787,795.00	0.00	2,187,787,795.00	2,187,787,795.00	51,119,827.00	2 %	
Cash Revenue		2,136,667,968.00	575,909,829.00	543,431,624.00	685,780,031.00	382,666,311.00	2,187,787,795.00	0.00	2,187,787,795.00	2,187,787,795.00	51,119,827.00	2 %	
Not Applicable		2,136,667,968.00	575,909,829.00	543,431,624.00	685,780,031.00	382,666,311.00	2,187,787,795.00	0.00	2,187,787,795.00	2,187,787,795.00	51,119,827.00	2 %	
Affiliation Fees	4020202000	2,000,000.00	434,636.00	1,056,164.00	1,274,052.00	1,196,222.00	3,961,074.00	0.00	3,961,074.00	3,961,074.00	1,961,074.00	98 %	
Seminar/Training Fees	4020204000	1,760,972.00	240,759.00	710,964.00	1,493,528.00	1,005,297.00	3,450,548.00	0.00	3,450,548.00	3,450,548.00	1,689,576.00	96 %	
Rent/Lease Income	4020205000	82,102,136.00	13,854,337.00	35,300,792.00	57,335,199.00	26,871,569.00	133,361,897.00	0.00	133,361,897.00	133,361,897.00	51,259,761.00	62 %	
Road Network Fees	4020208000	35,550.00	14,235.00	12,230.00	13,195.00	50,060.00	89,720.00	0.00	89,720.00	89,720.00	54,170.00	152 %	
Waterworks System Fees	4020209000	1,500.00	0.00	500.00	0.00	0.00	500.00	0.00	500.00	500.00	(1,000.00)	-67 %	
Income from Hostels/Dormitories and other Like facilities	4020213000	27,465,923.00	11,010,749.00	9,605,462.00	10,242,676.00	7,629,399.00	38,488,286.00	0.00	38,488,286.00	38,488,286.00	11,022,363.00	40 %	
Income from Printing and Publication	4020215000	3,966,755.00	724,917.00	1,322,998.00	661,719.00	299,208.00	3,008,842.00	0.00	3,008,842.00	3,008,842.00	(957,913.00)	-24 %	
Drugs and Medicines	4020217001	389,645.00	0.00	0.00	498,745.00	441,735.00	940,480.00	0.00	940,480.00	940,480.00	550,835.00	141 %	
Medical Supplies	4020217002	103,876.00	38,336.00	18,235.00	77,490.00	67,890.00	201,951.00	0.00	201,951.00	201,951.00	98,075.00	94 %	
Medical Fees - Operating Room	4020217003	28,245,667.00	3,478,100.00	9,613,157.00	13,011,594.00	6,343,593.00	32,446,444.00	0.00	32,446,444.00	32,446,444.00	4,200,777.00	15 %	
Medical Fees - Radiology	4020217004	124,577,430.00	18,506,289.00	38,790,319.00	46,438,657.00	25,955,275.00	129,690,540.00	0.00	129,690,540.00	129,690,540.00	5,113,110.00	4 %	
Medical Fees - Laboratory	4020217005	428,354,730.00	123,773,401.00	77,884,271.00	92,803,242.00	75,873,076.00	370,333,990.00	0.00	370,333,990.00	370,333,990.00	(58,020,740.00)	-14 %	
Medical Fees - Cardio-Vascular Services	4020217007	5,655,276.00	1,016,506.00	1,613,146.00	1,599,968.00	1,144,100.00	5,373,720.00	0.00	5,373,720.00	5,373,720.00	(281,556.00)	-5 %	
Medical Fees - Physical Medicine & Rehabilitation Services	4020217009	8,581,743.00	1,899,174.00	2,068,671.00	2,361,257.00	1,527,106.00	7,856,208.00	0.00	7,856,208.00	7,856,208.00	(725,535.00)	-8 %	
Medical Fees - Neurology Services	4020217011	3,126,117.00	789,296.00	656,092.00	1,127,826.00	469,526.00	3,042,740.00	0.00	3,042,740.00	3,042,740.00	(83,377.00)	-3 %	
Other Fees	4020217099	602,821,656.00	174,768,711.00	104,689,474.00	116,847,227.00	31,941,644.00	428,247,056.00	0.00	428,247,056.00	428,247,056.00	(174,574,600.00)	-29 %	
Dividend Income	4020220000	61,000.00	0.00	0.00	5,134.00	0.00	5,134.00	0.00	5,134.00	5,134.00	(55,866.00)	-92 %	
Interest on NG Deposits	4020221001	2,500,000.00	738,861.00	872,738.00	1,900,954.00	2,113,250.00	5,625,803.00	0.00	5,625,803.00	5,625,803.00	3,125,803.00	125 %	
Others	4020221099	570,888,073.00	194,087,788.00	202,502,630.00	180,291,400.00	173,915,390.00	750,797,208.00	0.00	750,797,208.00	750,797,208.00	179,909,135.00	32 %	
Fines and Penalties - Business Income	4020223000	10,737,087.00	5,703,142.00	4,485,613.00	3,287,169.00	3,118,093.00	16,594,017.00	0.00	16,594,017.00	16,594,017.00	5,856,930.00	55 %	
Other Business Income	4020299099	49,889,737.00	11,463,983.00	13,150,319.00	9,866,799.00	11,331,237.00	45,812,338.00	0.00	45,812,338.00	45,812,338.00	(4,077,399.00)	-8 %	
Subsidy from other National Government Agencies	4030102000	121,328,000.00	0.00	19,856,718.00	132,279,649.00	0.00	152,136,367.00	0.00	152,136,367.00	152,136,367.00	30,808,367.00	25 %	
Income from Grants and Donations in Cash	4040201000	8,500,000.00	22,880.00	7,502,199.00	556,150.00	0.00	8,081,229.00	0.00	8,081,229.00	8,081,229.00	(418,771.00)	-5 %	
Gain in Foreign Exchange (FOREX)	4050101000	96,615.00	0.00	79,434.00	1,169.00	16,012.00	96,615.00	0.00	96,615.00	96,615.00	0.00	0 %	
Gain on Sale of Property, Plant and Equipment	4050104000	160,480.00	0.00	24,000.00	136,480.00	0.00	160,480.00	0.00	160,480.00	160,480.00	0.00	0 %	
Other Gains	4050199000	53,318,000.00	13,343,729.00	11,615,498.00	11,668,752.00	11,356,629.00	47,984,608.00	0.00	47,984,608.00	47,984,608.00	(5,333,392.00)	-10 %	

Department : State Universities and Colleges (SUCs)
 Agency : University of the Philippines System
 Operating Unit : < not applicable >
 Organization Code : 08 008 0000000
 Fund Cluster : 06 - Business Related Funds

Classification/Sources of Revenue and Other Receipts	UACS CODE	REVENUE TARGET (Annual) per BESF	Actual Revenue and Other Receipts Collections					Cumulative Remittance/Deposits to Date			Variance		Remarks
			1st Quarter Ending March 31	2nd Quarter Ending June 30	3rd Quarter Ending Sept. 30	4th Quarter Ending Dec. 31	Total	Remittance to BTr	Deposited with AGDB	TOTAL	Amount	%	
1	2	3	4	5	6	7	8=[(6+(-)7)-8+9]	9	10	11=(9+10)	12=(8-3)	13=(12/3)	14
TOTAL		2,136,667,968.00	575,909,829.00	543,431,624.00	685,780,031.00	382,666,311.00	2,187,787,795.00	0.00	2,187,787,795.00	2,187,787,795.00	51,119,827.00	2 %	

Certified Correct:


 SANCHEZ SUSAN CRUZAT

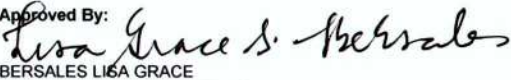
Date: 2020-01-31

Recommending Approval:


 ESCULTURA NOREEN PAMATMAT

Date: 2020-01-31

Approved By:


 BERSALES LISA GRACE

Date: 2020-01-31

QUARTERLY REPORT OF REVENUE AND OTHER RECEIPTS
As at the Quarter Ending December 31, 2019

Department : State Universities and Colleges (SUCs)
 Agency : University of the Philippines System
 Operating Unit : < not applicable >
 Organization Code : 08 008 0000000
 Fund Cluster : 05 - Internally Generated Funds

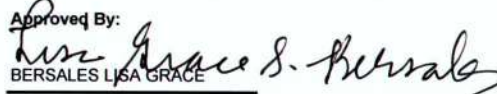
Classification/Sources of Revenue and Other Receipts	UACS CODE	REVENUE TARGET (Annual) per BESF	Actual Revenue and Other Receipts Collections					Cumulative Remittance/Deposits to Date			Variance		Remarks
			1st Quarter Ending March 31	2nd Quarter Ending June 30	3rd Quarter Ending Sept. 30	4th Quarter Ending Dec. 31	Total	Remittance to BTr	Deposited with AGDB	TOTAL	Amount	%	
1	2	3	4	5	6	7	8=[(6+(-)7)-8+9]	9	10	11=(9+10)	12=(8-3)	13=(12/3)	14
Internally Generated Funds		240,590,457.00	56,846,839.00	20,131,383.00	50,670,300.00	39,607,382.00	167,255,904.00	0.00	167,255,902.00	167,255,902.00	(73,334,553.00)		-30 %
Revenue Collections		240,590,457.00	56,846,839.00	20,131,383.00	50,670,300.00	39,607,382.00	167,255,904.00	0.00	167,255,902.00	167,255,902.00	(73,334,553.00)		-30 %
Cash Revenue		240,140,457.00	56,815,433.00	20,130,394.00	50,391,784.00	39,472,459.00	166,810,070.00	0.00	166,810,068.00	166,810,068.00	(73,330,387.00)		-31 %
Not Applicable		240,140,457.00	56,815,433.00	20,130,394.00	50,391,784.00	39,472,459.00	166,810,070.00	0.00	166,810,068.00	166,810,068.00	(73,330,387.00)		-31 %
Registration Fees	4020102000	1,069,000.00	409,170.00	104,360.00	329,200.00	118,520.00	961,250.00	0.00	961,250.00	961,250.00	(107,750.00)		-10 %
Clearance Fees	4020104001	103,000.00	30,930.00	36,260.00	36,435.00	16,173.00	119,798.00	0.00	119,798.00	119,798.00	16,798.00		16 %
Certification Fees	4020104002	1,164,010.00	387,810.00	429,455.00	293,015.00	227,595.00	1,337,875.00	0.00	1,337,875.00	1,337,875.00	173,865.00		15 %
Other Verification and Authentication Fees	4020111099	36,827.00	11,511.00	5,836.00	13,137.00	6,394.00	36,878.00	0.00	36,878.00	36,878.00	51.00		0 %
Fines and Penalties - Service Income	4020114000	1,815,194.00	559,762.00	152,713.00	205,671.00	234,257.00	1,152,403.00	0.00	1,152,403.00	1,152,403.00	(662,791.00)		-37 %
Other Service Income	4020199099	5,718,038.00	1,166,713.00	1,169,462.00	1,217,383.00	1,127,830.00	4,681,388.00	0.00	4,681,388.00	4,681,388.00	(1,036,650.00)		-18 %
Tuition Fees	4020201001	217,644,943.00	51,272,991.00	14,099,115.00	45,585,391.00	35,764,265.00	146,721,762.00	0.00	146,721,762.00	146,721,762.00	(70,923,181.00)		-33 %
Income Collected from Students	4020201002	6,245,317.00	1,374,423.00	2,315,905.00	1,147,587.00	1,212,211.00	6,050,126.00	0.00	6,050,124.00	6,050,124.00	(195,191.00)		-3 %
Other School Fees	4020201099	6,344,128.00	1,602,123.00	1,817,288.00	1,563,965.00	765,214.00	5,748,590.00	0.00	5,748,590.00	5,748,590.00	(595,538.00)		-9 %
Non-Cash Revenue		450,000.00	31,406.00	989.00	278,516.00	134,923.00	445,834.00	0.00	445,834.00	445,834.00	(4,166.00)		-1 %
Collections effected through outright deductions from claims		450,000.00	31,406.00	989.00	278,516.00	134,923.00	445,834.00	0.00	445,834.00	445,834.00	(4,166.00)		-1 %
Other Gains	4050199000	450,000.00	31,406.00	989.00	278,516.00	134,923.00	445,834.00	0.00	445,834.00	445,834.00	(4,166.00)		-1 %
TOTAL		240,590,457.00	56,846,839.00	20,131,383.00	50,670,300.00	39,607,382.00	167,255,904.00	0.00	167,255,902.00	167,255,902.00	(73,334,553.00)		-30 %

Certified Correct:

 SANCHEZ SUSAN CRUZAT

Recommending Approval:

 ESCULTURA NOREEN PAMATMAT

Approved By:

 BERSALES LISA GRACE

Date: 2020-01-31

Date: 2020-01-31

Date: 2020-01-31

QUARTERLY REPORT OF REVENUE AND OTHER RECEIPTS

As at the Quarter Ending December 31, 2019


Department : State Universities and Colleges (SUCs)
 Agency : University of the Philippines System
 Operating Unit : < not applicable >
 Organization Code : 08 008 0000000
 Fund Cluster : 07 - Trust Receipts

Classification/Sources of Revenue and Other Receipts	UACS CODE	REVENUE TARGET (Annual) per BESF	Actual Revenue and Other Receipts Collections					Cumulative Remittance/Deposits to Date			Variance		Remarks
			1st Quarter Ending March 31	2nd Quarter Ending June 30	3rd Quarter Ending Sept. 30	4th Quarter Ending Dec. 31	Total	Remittance to BTr	Deposited with AGDB	TOTAL	Amount	%	
1	2	3	4	5	6	7	8=[(6+(-)7)-8+9]	9	10	11=(9+10)	12=(8-3)	13=(12/3)	14
Trust Receipts		1,381,660,419.00	655,603,439.00	419,143,473.00	488,893,781.00	754,096,940.00	2,317,737,633.00	0.00	2,317,737,633.00	2,317,737,633.00	936,077,214.00		68 %
Other Trust Receipts Deposited with the National Treasury		410,368.00	143,024.00	75,179.00	35,000.00	157,165.00	410,368.00	0.00	410,368.00	410,368.00	0.00		0 %
Performance Bond		410,368.00	143,024.00	75,179.00	35,000.00	157,165.00	410,368.00	0.00	410,368.00	410,368.00	0.00		0 %
Trust Receipts Deposited with Authorized Government Depository Banks (AGDB)		1,381,250,051.00	655,460,415.00	419,068,294.00	488,858,781.00	753,939,775.00	2,317,327,265.00	0.00	2,317,327,265.00	2,317,327,265.00	936,077,214.00		68 %
UP Press Royalty (977860Y - AY000021)		1,124,150.00	0.00	0.00	0.00	1,124,150.00	1,124,150.00	0.00	1,124,150.00	1,124,150.00	0.00		0 %
PGC Newborn Screening (AM000036)		28,623.00	0.00	0.00	0.00	28,623.00	28,623.00	0.00	28,623.00	28,623.00	0.00		0 %
Proceeds from sale of bid documents		2,086,700.00	1,288,626.00	98,053.00	484,375.00	925,060.00	2,796,114.00	0.00	2,796,114.00	2,796,114.00	709,414.00		34 %
BGC Collections (A0001408)		3,200,000.00	856,747.00	432,096.00	4,968,147.00	1,397,344.00	7,654,334.00	0.00	7,654,334.00	7,654,334.00	4,454,334.00		139 %
TVUP (A0001437)		3,132.00	0.00	3,132.00	0.00	0.00	3,132.00	0.00	3,132.00	3,132.00	0.00		0 %
UPS Donations-Faculty Grants Marawi (A0001455 & A0001456)		2,127,102.00	3,000.00	83,721.00	0.00	2,040,381.00	2,127,102.00	0.00	2,127,102.00	2,127,102.00	0.00		0 %
UCIDS Publication (AM000003)		15,552.00	3,462.00	1,970.00	0.00	10,120.00	15,552.00	0.00	15,552.00	15,552.00	0.00		0 %
Center For Women Studies Publication (AM000004)		90,000.00	98,605.00	860.00	49,485.00	21,340.00	170,290.00	0.00	170,290.00	170,290.00	80,290.00		89 %
DNA Sequencing (AM000040)		10,000,000.00	10,092,093.00	1,042,993.00	3,387,430.00	8,789,784.00	23,312,300.00	0.00	23,312,300.00	23,312,300.00	13,312,300.00		133 %
Fine For Replacement Of Staled Checks (AY000022)		3,200.00	1,300.00	150.00	800.00	950.00	3,200.00	0.00	3,200.00	3,200.00	0.00		0 %
Performance Bond (AY00004 / A0001490)		4,000,000.00	2,658,570.00	816,904.00	229,404.00	4,719,806.00	8,424,684.00	0.00	8,424,684.00	8,424,684.00	4,424,684.00		111 %
PGH Canteen		4,000,000.00	869,199.00	951,899.00	1,207,601.00	1,257,015.00	4,285,714.00	0.00	4,285,714.00	4,285,714.00	285,714.00		7 %
Medical Research Laboratory		16,663,000.00	4,243,727.00	3,851,378.00	5,551,567.00	6,392,835.00	20,039,507.00	0.00	20,039,507.00	20,039,507.00	3,376,507.00		20 %
Catherization Laboratory		32,000,000.00	3,735,646.00	4,718,856.00	6,219,821.00	7,507,371.00	22,181,694.00	0.00	22,181,694.00	22,181,694.00	(9,818,306.00)		-31 %
Sentro Ophthalmologico Jose Rizal		34,475,000.00	4,981,210.00	8,864,694.00	6,959,443.00	7,180,614.00	27,985,961.00	0.00	27,985,961.00	27,985,961.00	(6,489,039.00)		-19 %
Pharmacy		956,418,000.00	76,596,790.00	275,085,134.00	189,176,691.00	235,542,958.00	776,401,573.00	0.00	776,401,573.00	776,401,573.00	(180,016,427.00)		-19 %
Donation		6,158,982.00	2,401,837.00	2,251,788.00	1,505,357.00	6,354,508.00	12,513,490.00	0.00	12,513,490.00	12,513,490.00	6,354,508.00		103 %
Computer Loan Fund		37,645.00	15,934.00	12,974.00	8,737.00	27,472.00	65,117.00	0.00	65,117.00	65,117.00	27,472.00		73 %
Scholarship Fund		2,462,692.00	1,398,637.00	856,000.00	208,055.00	1,087,152.00	3,549,844.00	0.00	3,549,844.00	3,549,844.00	1,087,152.00		44 %
TF Student Fees		44,978.00	12,252.00	5,739.00	26,987.00	13,432.00	58,410.00	0.00	58,410.00	58,410.00	13,432.00		30 %
Other Trust Receipts		2,315,691.00	856,460.00	501,720.00	957,511.00	2,838,066.00	5,153,757.00	0.00	5,153,757.00	5,153,757.00	2,838,066.00		123 %
CSC Publications Fund		189,416.00	0.00	111,047.00	78,369.00	79,765.00	269,181.00	0.00	269,181.00	269,181.00	79,765.00		42 %
Learning Resource Center		86,100.00	0.00	61,250.00	24,850.00	40,050.00	126,150.00	0.00	126,150.00	126,150.00	40,050.00		47 %
Saliksik Kordilyera		300.00	0.00	300.00	0.00	0.00	300.00	0.00	300.00	300.00	0.00		0 %
TEBTBBA		4,537.00	0.00	3,337.00	1,200.00	0.00	4,537.00	0.00	4,537.00	4,537.00	0.00		0 %
Balay Trust Fund		63,550.00	0.00	51,950.00	11,600.00	22,050.00	85,600.00	0.00	85,600.00	85,600.00	22,050.00		35 %


This report was generated using the Unified Reporting System on null version FAR5.1.1 ; Status : FOR REVIEW

Department : State Universities and Colleges (SUCs)
 Agency : University of the Philippines System
 Operating Unit : < not applicable >
 Organization Code : 08 008 0000000
 Fund Cluster : 07 - Trust Receipts

Classification/Sources of Revenue and Other Receipts	UACS CODE	REVENUE TARGET (Annual) per BESF	Actual Revenue and Other Receipts Collections					Cumulative Remittance/Deposits to Date			Variance		Remarks
			1st Quarter Ending March 31	2nd Quarter Ending June 30	3rd Quarter Ending Sept. 30	4th Quarter Ending Dec. 31	Total	Remittance to BTr	Deposited with AGDB	TOTAL	Amount	%	
1	2	3	4	5	6	7	8=[(6+(-)7)-8+9]	9	10	11=(9+10)	12=(8-3)	13=(12/3)	14
Tenebrancia		3,915.00	0.00	3,915.00	0.00	0.00	3,915.00	0.00	3,915.00	3,915.00	0.00	0%	
Cash Office Trust Fund		560.00	0.00	360.00	200.00	120.00	680.00	0.00	680.00	680.00	120.00	21%	
UP Press Fund		118,993.00	0.00	82,246.00	36,748.00	27,193.00	146,187.00	0.00	146,187.00	146,187.00	27,194.00	23%	
Walkup Housing		54,395.00	0.00	40,008.00	14,387.00	0.00	54,395.00	0.00	54,395.00	54,395.00	0.00	0%	
Scanning Electron Microscope Laboratory		40,750.00	0.00	750.00	40,000.00	96,921.00	137,671.00	0.00	137,671.00	137,671.00	96,921.00	238%	
Dorm and Guest House		644,454.00	147,943.00	261,583.00	234,928.00	223,567.00	868,021.00	0.00	868,021.00	868,021.00	223,567.00	35%	
TBI		668,323.00	198,397.00	186,061.00	283,865.00	162,501.00	830,824.00	0.00	830,824.00	830,824.00	162,501.00	24%	
FABLAB		190,335.00	83,995.00	30,289.00	76,051.00	101,901.00	292,236.00	0.00	292,236.00	292,236.00	101,901.00	54%	
ILC & LRC		72,594.00	19,404.00	31,949.00	21,241.00	3,341.00	75,935.00	0.00	75,935.00	75,935.00	3,341.00	5%	
Due to NGAS		301,467,189.00	544,717,700.00	118,603,188.00	266,902,619.00	465,747,541.00	1,395,971,048.00	0.00	1,395,971,048.00	1,395,971,048.00	1,094,503,859.00	363%	
Due to LGUs		390,193.00	178,881.00	20,000.00	191,312.00	175,844.00	566,037.00	0.00	566,037.00	566,037.00	175,844.00	45%	
TOTAL		1,381,660,419.00	655,603,439.00	419,143,473.00	488,893,781.00	754,096,940.00	2,317,737,633.00	0.00	2,317,737,633.00	2,317,737,633.00	936,077,214.00	68%	

Certified Correct:

 SANCHEZ SUSAN CRUZAT

Date: 2020-01-31

Recommending Approval:

 ESCUITURA NOREEN PAMATMAT

Date: 2020-01-31

Approved By:

 BERSALES LISA GRACE

Date: 2020-01-31