



In following-up, pls. cite DMS ref #

2021-BF-0033814

REPUBLIC OF THE PHILIPPINES
DEPARTMENT OF BUDGET AND MANAGEMENT
GENERAL SOLANO STREET, SAN MIGUEL, MANILA

ACKNOWLEDGEMENT RECEIPT

The **DEPARTMENT OF BUDGET AND MANAGEMENT** hereby acknowledges the receipt of your letter/request which has been uploaded to the DBM-Document Management System and routed to the appropriate office/s with the following information:

Sender: UP - PERSONAL DELIVERY

Document Title: UP-SUBMISSION OF REVISED REPORTS (FAR NO. 1 AND FAR NO. 1-A AS OF THE QUARTER ENDING DECEMBER 31, 2020)

Document Reference No: 2021-BF-0033814

Date and Time Uploaded: Tuesday, March 30, 2021 10:33:36 AM

Uploaded By: CRD RECEIVING

Routed To: BMB-F CAMILLE J. VENTURA


CC:

Total no of pages received: 1 copy and 42 pages

The determination of the completeness of the documentary requirements submitted, if any, is subject to the evaluation of the technical person in charge.

This receipt is system generated and does not require signature.

Received by:



DOCUMENT
MANAGEMENT
SYSTEM




UNIVERSITY
OF THE
PHILIPPINES

OFFICE OF THE VICE-PRESIDENT FOR PLANNING AND FINANCE
3rd Floor, Quezon Hall, University of the Philippines, Diliman, Quezon City 1101
Telefax Nos. (632) 928-2866 / (632) 928-2888
Trunkline: (632) 981-8500 loc. 2504 or 2530

24 March 2021

DIRECTOR VILLA DJ. BERNARDO
Officer-in-Charge, Government Accountancy Office
Commission on Audit
Commonwealth Avenue, Quezon City



Dear **Director Bernardo**;

In compliance with COA-DBM Joint Circular No. 2014-1 dated 2 July 2014, we are pleased to submit the following revised reports:

1. **FAR No. 1** - Statement of Appropriations, Allotments, Obligations, Disbursements and Balances (SAAODB) as of the Quarter Ending December 31, 2020
2. **FAR No. 1** - Statement of Appropriations, Allotments, Obligations, Disbursements and Balances (SAAODB) as of the Quarter Ending December 31, 2020 (Continuing Appropriations)
3. **FAR No. 1-A** – Summary of Appropriations, Allotments, Obligations, Disbursements and Balances by Object of Expenditures (SAAODBOE) as of the Quarter Ending December 31, 2020
4. **FAR No. 1-A** – Summary of Appropriations, Allotments, Obligations, Disbursements and Balances by Object of Expenditures (SAAODBOE) as of the Quarter Ending December 31, 2020 (Continuing Appropriations)

The above reports were also submitted through the "Unified Reporting System" (URS) of the Department of Budget and Management.

Thank you.

Very truly yours,

Lisa Grace S. Bersales

LISA GRACE S. BERSALES
Vice-President for Planning & Finance

Encls.: As stated

SUMMARY OF APPROPRIATIONS, ALLOTMENTS, OBLIGATIONS, DISBURSEMENTS AND BALANCES BY OBJECT OF EXPENDITURES
As at the Quarter Ending December 31, 2020

Department : State Universities and Colleges (SUCs)
 Agency : University of the Philippines System
 Operating Unit : < not applicable >
 Organization Code (UACS) : 08 008 000000
 Fund Cluster : 01 Regular Agency Fund

X	Current Year Appropriations
	Supplemental Appropriations
	Continuing Appropriations

(e.g. UACS Fund Cluster: 01-Regular Agency Fund, 02-Foreign Assisted Projects Fund, 03-Special Account-Locally Funded/Domestic Grants Fund, and 04-Special Account-Foreign Assisted/Foreign Grants Fund)

Particulars	UACS CODE	Appropriations			Allotments					Obligations				
		Authorized Appropriations	Adjustments (Transfer To/From, Modifications/Augmentations)	Adjusted Appropriations	Allotments Received	Adjustments (Reductions, Modifications/Augmentations)	Transfer To	Transfer From	Adjusted Allotments	1st Quarter Ending March 31	2nd Quarter Ending June 30	3rd Quarter Ending Sept. 30	4th Quarter Ending Dec. 31	TOTAL
1	2	3	4	5=(3+4)	6	7	8	9	10=-(6+(-)7)+9	11	12	13	14	15=(11+12+13+14)
SUMMARY		19,695,322,000.00	-2,004,202,389.00	17,706,119,611.00	17,433,475,945.00	272,843,666.00	0	0	17,706,119,611.00	3,467,963,325.12	3,230,418,618.68	3,202,755,421.07	6,681,520,476.17	16,582,657,841.04
A. AGENCY SPECIFIC BUDGET		16,691,239,000.00	-2,246,088,438.00	16,445,150,562.00	16,445,150,562.00	0	0	0	16,445,150,562.00	3,294,036,926.62	3,140,740,403.11	3,038,698,437.97	5,854,223,113.82	15,327,698,881.72
Personnel Services		11,387,078,000.00	719,084,304.00	12,106,162,304.00	11,365,467,000.00	720,695,304.00	0.00	0.00	12,106,162,304.00	2,497,986,340.81	2,771,628,658.11	1,874,250,702.40	1,702,111,997.01	7,409,796,085.28
Salaries and Wages	5010100000	8,571,086,000.00	(1,161,286,914.72)	7,409,799,085.28	8,571,086,000.00	(1,161,289,914.72)	0.00	0.00	7,409,799,085.28	2,154,093,182.32	1,679,340,203.55	1,874,250,702.40	1,515,784,198.35	6,983,268,029.21
Salaries and Wages - Regular	5010101000	8,367,359,000.00	(1,384,069,970.79)	6,983,269,029.21	8,367,359,000.00	(1,384,069,970.79)	0.00	0.00	6,983,269,029.21	2,048,676,677.99	1,525,766,232.46	1,793,041,920.41	1,515,784,198.35	6,983,269,029.21
Basic Salary - Civilian	5010101001	8,367,359,000.00	(1,384,069,970.79)	6,983,269,029.21	8,367,359,000.00	(1,384,069,970.79)	0.00	0.00	6,983,269,029.21	2,048,676,677.99	1,525,766,232.46	1,793,041,920.41	1,515,784,198.35	6,983,269,029.21
Salaries and Wages - Casual/Contractual	5010102000	203,727,000.00	222,800,056.07	426,527,056.07	203,727,000.00	222,800,056.07	0.00	0.00	426,527,056.07	105,416,504.33	53,573,971.09	81,208,781.99	186,327,798.66	426,527,056.07
Other Compensation	5010200000	2,507,567,000.00	1,007,872,971.68	3,515,439,971.68	2,505,956,000.00	1,009,483,971.68	0.00	0.00	3,515,439,971.68	275,167,103.75	908,037,333.66	289,266,472.56	2,042,969,061.71	3,515,439,971.68
Personal Economic Relief Allowance (PERA)	5010201000	299,208,000.00	25,650,108.72	324,858,108.72	299,208,000.00	25,650,108.72	0.00	0.00	324,858,108.72	92,773,487.58	70,569,699.81	85,409,811.91	76,105,109.42	324,858,108.72
PERA - Civilian	5010201001	299,208,000.00	25,650,108.72	324,858,108.72	299,208,000.00	25,650,108.72	0.00	0.00	324,858,108.72	92,773,487.58	70,569,699.81	85,409,811.91	76,105,109.42	324,858,108.72
Representation Allowance (RA)	5010202000	8,592,000.00	69,449,724.71	78,041,724.71	8,592,000.00	69,449,724.71	0.00	0.00	78,041,724.71	17,127,978.54	12,424,950.80	12,983,640.82	35,505,154.55	78,041,724.71
Transportation Allowance (TA)	5010203000	7,752,000.00	90,129,675.66	97,881,675.66	7,752,000.00	90,129,675.66	0.00	0.00	97,881,675.66	17,347,721.75	14,035,489.30	15,940,884.89	50,557,579.72	97,881,675.66
Transportation Allowance (TA)	5010203001	7,752,000.00	90,129,675.66	97,881,675.66	7,752,000.00	90,129,675.66	0.00	0.00	97,881,675.66	17,347,721.75	14,035,489.30	15,940,884.89	50,557,579.72	97,881,675.66
Clothing/Uniform Allowance	5010204000	75,660,000.00	3,952,300.82	79,612,300.82	75,660,000.00	3,952,300.82	0.00	0.00	79,612,300.82	10,404,450.00	65,668,350.00	2,573,000.82	969,500.00	79,612,300.82
Clothing/Uniform Allowance - Civilian	5010204001	75,660,000.00	3,952,300.82	79,612,300.82	75,660,000.00	3,952,300.82	0.00	0.00	79,612,300.82	10,404,450.00	65,668,350.00	2,573,000.82	969,500.00	79,612,300.82
Shoe Allowance - Civilian	5010204002	0.00	6,000.00	6,000.00	0.00	6,000.00	0.00	0.00	6,000.00	0.00	0.00	0.00	0.00	6,000.00
Subsistence Allowance (SA)	5010205000	0.00	58,317,466.22	58,317,466.22	0.00	58,317,466.22	0.00	0.00	58,317,466.22	13,952,375.77	15,167,181.55	14,404,295.00	14,793,633.90	58,317,466.22
Subsistence Allowance - Magna Carta Benefits for Science and Technology under R.A. 8439	5010205002	0.00	68,700.00	68,700.00	0.00	68,700.00	0.00	0.00	68,700.00	27,300.00	0.00	4,950.00	36,450.00	68,700.00
Subsistence Allowance - Magna Carta for Public Health Workers under R.A. 7305	5010205003	0.00	58,248,766.22	58,248,766.22	0.00	58,248,766.22	0.00	0.00	58,248,766.22	13,925,075.77	15,167,181.55	14,399,345.00	14,757,183.90	58,248,766.22
Laundry Allowance (LA)	5010206000	0.00	8,258,783.24	8,258,783.24	0.00	8,258,783.24	0.00	0.00	8,258,783.24	2,229,358.83	2,032,096.08	2,022,181.19	1,975,147.14	8,258,783.24
Laundry Allowance - Civilian	5010206001	0.00	255,630.18	255,630.18	0.00	255,630.18	0.00	0.00	255,630.18	97,450.93	65,290.00	46,800.00	56,129.25	255,630.18
Laundry Allowance - Magna Carta Benefits for Science and Technology under R.A. 8439	5010206003	0.00	10,136.37	10,136.37	0.00	10,136.37	0.00	0.00	10,136.37	4,136.37	0.00	0.00	0.00	10,136.37
Laundry Allowance - Magna Carta Benefits for Public Health Workers under R.A. 7305	5010206004	0.00	7,993,016.69	7,993,016.69	0.00	7,993,016.69	0.00	0.00	7,993,016.69	2,127,771.53	1,976,848.08	1,975,381.19	1,913,017.89	7,993,016.69
Honoraria	5010210000	210,125,000.00	337,647,484.02	547,772,484.02	208,514,000.00	339,258,484.02	0.00	0.00	547,772,484.02	27,984,198.29	21,324,617.91	34,063,840.75	494,399,627.07	547,772,484.02
Honoraria - Civilian	5010210001	210,125,000.00	270,674,801.60	480,799,801.60	208,514,000.00	272,285,801.60	0.00	0.00	480,799,801.60	22,260,698.29	15,621,117.91	28,360,340.75	414,537,644.65	480,799,801.60
Honoraria - Magna Carta Benefits for Science and Technology under R.A. 8439	5010210003	0.00	22,814,000.00	22,814,000.00	0.00	22,814,000.00	0.00	0.00	22,814,000.00	5,703,500.00	5,703,500.00	5,703,500.00	5,703,500.00	22,814,000.00
Honoraria - Magna Carta Benefits for Public Health Social Workers under R.A.7305	5010210004	0.00	100,000.00	100,000.00	0.00	100,000.00	0.00	0.00	100,000.00	0.00	0.00	0.00	100,000.00	100,000.00
Honoraria - Magna Carta Benefits for Public Social Workers under R.A. 9432	5010210005	0.00	44,058,682.42	44,058,682.42	0.00	44,058,682.42	0.00	0.00	44,058,682.42	0.00	0.00	0.00	44,058,682.42	44,058,682.42
Hazard Pay (HP)	5010211000	385,570,000.00	48,598,094.90	434,168,094.90	385,570,000.00	48,598,094.90	0.00	0.00	434,168,094.90	89,507,922.51	101,847,010.02	111,163,579.96	131,649,583.01	434,168,094.90
Hazard Pay	5010211001	0.00	40,890,042.65	40,890,042.65	0.00	40,890,042.65	0.00	0.00	40,890,042.65	20,133.50	500,566.75	10,802,696.35	29,766,644.05	40,890,042.65
Hazard Duty Pay - Civilian	5010211002	0.00	4,531,269.43	4,531,269.43	0.00	4,531,269.43	0.00	0.00	4,531,269.43	0.00	2,421,000.00	2,053,269.43	57,000.00	4,531,269.43
HP - Magna Carta Benefits for Science and Technology under R.A. 8439	5010211004	11,210,000.00	(11,104,712.78)	105,287.22	11,210,000.00	(11,104,712.78)	0.00	0.00	105,287.22	105,287.22	0.00	0.00	0.00	105,287.22
HP - Magna Carta Benefits for Public Health Workers under R.A. 7305	5010211005	374,360,000.00	14,281,495.60	388,641,495.60	374,360,000.00	14,281,495.60	0.00	0.00	388,641,495.60	89,382,501.79	98,925,443.27	98,507,611.56	101,825,938.96	388,641,495.60
Longevity Pay (LP)	5010212000	0.00	841,221.31	841,221.31	0.00	841,221.31	0.00	0.00	841,221.31	0.00	0.00	266,652.20	574,569.11	841,221.31
Longevity Pay - Civilian	5010212001	0.00	841,221.31	841,221.31	0.00	841,221.31	0.00	0.00	841,221.31	0.00	0.00	266,652.20	574,569.11	841,221.31
Overtime and Night Pay	5010213000	0.00	18,745,172.83	18,745,172.83	0.00	18,745,172.83	0.00	0.00	18,745,172.83	3,522,795.07	4,703,901.14	4,578,617.97	5,941,858.85	18,745,172.83
Overtime Pay	5010213001	0.00	6,603,995.09	6,603,995.09	0.00	6,603,995.09	0.00	0.00	6,603,995.09	1,544,068.38	1,531,842.96	435,253.66	3,092,630.51	6,603,995.09

SUMMARY OF APPROPRIATIONS, ALLOTMENTS, OBLIGATIONS, DISBURSEMENTS AND BALANCES BY OBJECT OF EXPENDITURES

As at the Quarter Ending December 31, 2020

Department : State Universities and Colleges (SUCs)
Agency : University of the Philippines System
Operating Unit : < not applicable >
Organization Code (UACS) : 08 008 000000
Fund Cluster : 01 Regular Agency Fund

Table with 2 columns: X and Current Year Appropriations. Rows: Supplemental Appropriations, Continuing Appropriations.

(e.g. UACS Fund Cluster: 01-Regular Agency Fund, 02-Foreign Assisted Projects Fund, 03-Special Account-Locally Funded/Domestic Grants Fund, and 04-Special Account-Foreign Assisted/Foreign Grants Fund)

Main data table with columns: Particulars, UACS CODE, Appropriations (Authorized, Adjustments, Adjusted), Allotments (Received, Adjustments, Transfer To, Transfer From, Adjusted), Obligations (1st Quarter, 2nd Quarter, 3rd Quarter, 4th Quarter, TOTAL). Rows include Night-shift Differential Pay, Year End Bonus, Cash Gift, etc.

SUMMARY OF APPROPRIATIONS, ALLOTMENTS, OBLIGATIONS, DISBURSEMENTS AND BALANCES BY OBJECT OF EXPENDITURES
As at the Quarter Ending December 31, 2020

FAR No. 1-A

Department : State Universities and Colleges (SUCs)
Agency : University of the Philippines System
Operating Unit : < not applicable >
Organization Code (UACS) : 08 008 000000
Fund Cluster : 01 Regular Agency Fund

X	Current Year Appropriations
	Supplemental Appropriations
	Continuing Appropriations

(e.g. UACS Fund Cluster: 01-Regular Agency Fund, 02-Foreign Assisted Projects Fund, 03-Special Account-Locally Funded/Domestic Grants Fund, and 04-Special Account-Foreign Assisted/Foreign Grants Fund)

Particulars	UACS CODE	Appropriations			Allotments					Obligations				
		Authorized Appropriations	Adjustments (Transfer To/From, Modifications/Augmentations)	Adjusted Appropriations	Allotments Received	Adjustments (Reductions, Modifications/Augmentations)	Transfer To	Transfer From	Adjusted Allotments	1st Quarter Ending March 31	2nd Quarter Ending June 30	3rd Quarter Ending Sept. 30	4th Quarter Ending Dec. 31	TOTAL
1	2	3	4	5=(3+4)	6	7	8	9	10=[(6+(-)7)-8+9]	11	12	13	14	15=(11+12+13+14)
Accountable Forms Expenses	5020302000	0.00	314,954.36	314,954.36	0.00	314,954.36	0.00	0.00	314,954.36	169,093.32	6,600.00	56,070.00	79,291.04	314,954.36
Animal/Zoological Supplies Expenses	5020304000	0.00	126,815.00	126,815.00	0.00	126,815.00	0.00	0.00	126,815.00	14,025.00	12,000.00	0.00	100,790.00	126,815.00
Food Supplies Expenses	5020305000	0.00	62,422,455.68	62,422,455.68	0.00	62,422,455.68	0.00	0.00	62,422,455.68	51,304,825.90	7,703,604.50	995,460.60	2,418,744.48	62,422,455.68
Drugs and Medicines Expenses	5020307000	755,499,000.00	(345,299,734.44)	410,199,265.56	755,499,000.00	(345,299,734.44)	0.00	0.00	410,199,265.56	6,137,662.42	13,545,036.15	17,829,823.50	101,246,402.49	138,758,944.56
Medical, Dental and Laboratory Supplies Expenses	5020308000	129,145,000.00	177,323,130.45	306,468,130.45	129,145,000.00	177,323,130.45	0.00	0.00	306,468,130.45	88,538,977.34	78,787,615.20	64,380,442.18	74,781,095.73	306,468,130.45
Fuel, Oil and Lubricants Expenses	5020309000	0.00	8,243,910.03	8,243,910.03	0.00	8,243,910.03	0.00	0.00	8,243,910.03	1,181,376.31	877,137.70	2,074,185.28	4,111,210.74	8,243,910.03
Agricultural and Marine Supplies Expenses	5020310000	0.00	3,364,702.17	3,364,702.17	0.00	3,364,702.17	0.00	0.00	3,364,702.17	1,693,619.17	1,959.00	668,749.80	500,374.20	3,364,702.17
Chemical and Filtering Supplies Expenses	5020313000	0.00	1,962,292.84	1,962,292.84	0.00	1,962,292.84	0.00	0.00	1,962,292.84	48,330.96	422,221.16	413,800.76	1,077,939.96	1,962,292.84
Semi-Expendable Machinery and Equipment Expenses	5020321000	0.00	11,520,707.78	11,520,707.78	0.00	11,520,707.78	0.00	0.00	11,520,707.78	651,042.27	228,075.00	633,085.50	10,007,504.96	11,520,707.78
Machinery	5020321001	0.00	357,558.21	357,558.21	0.00	357,558.21	0.00	0.00	357,558.21	0.00	0.00	0.00	357,558.21	357,558.21
Office Equipment	5020321002	0.00	41,806.00	41,806.00	0.00	41,806.00	0.00	0.00	41,806.00	3,016.00	0.00	0.00	38,790.00	41,806.00
Information and Communications Technology Equipment	5020321003	0.00	1,272,624.25	1,272,624.25	0.00	1,272,624.25	0.00	0.00	1,272,624.25	84,295.20	13,495.00	30,490.00	1,144,344.05	1,272,624.25
Agricultural and Forestry Equipment	5020321004	0.00	5,974,685.55	5,974,685.55	0.00	5,974,685.55	0.00	0.00	5,974,685.55	218,107.13	17,150.00	363,631.80	5,375,596.62	5,974,685.55
Communications Equipment	5020321007	0.00	31,850.00	31,850.00	0.00	31,850.00	0.00	0.00	31,850.00	0.00	0.00	0.00	13,900.00	31,850.00
Disaster Response and Rescue Equipment	5020321008	0.00	1,247,658.92	1,247,658.92	0.00	1,247,658.92	0.00	0.00	1,247,658.92	30,785.00	0.00	5,299.00	1,211,574.92	1,247,658.92
Medical Equipment	5020321010	0.00	10,700.00	10,700.00	0.00	10,700.00	0.00	0.00	10,700.00	0.00	0.00	10,700.00	0.00	10,700.00
Technical and Scientific Equipment	5020321013	0.00	160,811.00	160,811.00	0.00	160,811.00	0.00	0.00	160,811.00	0.00	42,276.00	22,960.00	95,575.00	160,811.00
Other Machinery and Equipment	5020321099	0.00	260,091.00	260,091.00	0.00	260,091.00	0.00	0.00	260,091.00	0.00	67,984.00	22,475.00	149,632.00	260,091.00
Semi-Expendable Furniture, Fixtures and Books Expenses	5020322000	0.00	2,162,922.85	2,162,922.85	0.00	2,162,922.85	0.00	0.00	2,162,922.85	314,638.94	68,170.00	163,429.75	1,616,484.16	2,162,922.85
Semi-Expendable Furniture, Fixtures and Books Expenses	5020322001	0.00	8,550,461.46	8,550,461.46	0.00	8,550,461.46	0.00	0.00	8,550,461.46	432,226.34	9,636.00	30,349.18	6,078,249.94	8,550,461.46
Furniture and Fixtures	5020322002	0.00	992,891.00	992,891.00	0.00	992,891.00	0.00	0.00	992,891.00	201,950.00	4,636.00	0.00	786,305.00	992,891.00
Books	5020322003	0.00	7,423,744.78	7,423,744.78	0.00	7,423,744.78	0.00	0.00	7,423,744.78	230,276.34	5,000.00	26,075.00	7,162,393.44	7,423,744.78
Other Supplies and Materials Expenses	5020322004	0.00	133,625.68	133,625.68	0.00	133,625.68	0.00	0.00	133,625.68	0.00	0.00	0.00	129,551.50	133,625.68
Utility Expenses	5020399000	23,367,000.00	117,418,016.15	140,785,016.15	0.00	140,785,016.15	0.00	0.00	140,785,016.15	34,951,816.84	24,960,258.14	9,792,408.23	71,080,532.94	140,785,016.15
Water Expenses	5020400000	740,589,000.00	(365,978,359.48)	374,610,640.52	703,202,090.00	(328,591,449.48)	0.00	0.00	374,610,640.52	87,025,407.46	82,693,259.11	113,215,533.77	91,676,443.18	374,610,640.52
Electricity Expenses	5020401000	257,962,000.00	(63,233,520.59)	193,828,479.41	257,962,000.00	(63,233,520.59)	0.00	0.00	193,828,479.41	26,444,047.78	41,923,713.61	62,412,348.51	63,048,369.51	193,828,479.41
Communication Expenses	5020402000	483,527,000.00	(302,744,838.89)	180,782,161.11	440,140,090.00	(265,357,928.89)	0.00	0.00	180,782,161.11	60,581,359.68	40,769,545.50	50,803,185.26	28,628,070.67	180,782,161.11
Postage and Courier Services	5020500000	166,624,000.00	23,230,155.93	192,854,155.93	166,624,000.00	23,230,155.93	0.00	0.00	192,854,155.93	12,126,117.73	18,332,810.30	32,397,061.40	129,997,566.50	192,854,155.93
Telephone Expenses	5020501000	0.00	1,705,776.28	1,705,776.28	0.00	1,705,776.28	0.00	0.00	1,705,776.28	7,189,995.39	54,594.35	219,441.74	712,744.80	1,705,776.28
Mobile	5020502001	34,802,000.00	(11,757,190.12)	23,044,809.88	34,229,600.00	(11,184,796.12)	0.00	0.00	23,044,809.88	2,339,915.73	2,771,401.42	5,695,845.88	12,237,648.85	23,044,809.88
Landline	5020502002	0.00	3,128,695.74	3,128,695.74	0.00	3,128,695.74	0.00	0.00	3,128,695.74	357,931.19	453,596.28	1,004,847.69	1,312,320.58	3,128,695.74
Internet Subscription Expenses	5020503000	134,822,000.00	(14,885,885.86)	119,936,114.14	134,822,000.00	(14,313,485.86)	0.00	0.00	119,936,114.14	1,981,984.54	2,317,805.14	4,690,796.19	10,925,526.27	119,936,114.14
Cable, Satellite, Telegraph and Radio Expenses	5020504000	0.00	23,436.13	23,436.13	0.00	23,436.13	0.00	0.00	23,436.13	9,862,070.48	15,502,314.53	26,475,523.78	117,040,224.85	168,080,133.64
Awards/Rewards and Prizes	5020600000	103,000,000.00	4,511,326.84	107,511,326.84	100,000,000.00	7,511,326.84	0.00	0.00	107,511,326.84	100,296,108.60	676,488.00	425,623.84	6,113,106.40	107,511,326.84
Awards/Rewards Expenses	5020601000	103,000,000.00	4,493,433.09	107,493,433.09	100,000,000.00	7,493,433.09	0.00	0.00	107,493,433.09	100,296,108.60	676,488.00	425,623.84	6,095,212.65	107,493,433.09
Awards/Rewards Prizes	5020601001	0.00	106,441,433.09	106,441,433.09	0.00	106,441,433.09	0.00	0.00	106,441,433.09	98,408,108.60	556,488.00	425,623.84	6,051,212.65	106,441,433.09
Rewards and Incentives	5020601002	103,000,000.00	(101,948,000.00)	1,052,000.00	100,000,000.00	(98,948,000.00)	0.00	0.00	1,052,000.00	888,000.00	120,000.00	0.00	44,000.00	1,052,000.00
Prizes	5020602000	0.00	17,893.75	17,893.75	0.00	17,893.75	0.00	0.00	17,893.75	0.00	0.00	0.00	17,893.75	17,893.75

SUMMARY OF APPROPRIATIONS, ALLOTMENTS, OBLIGATIONS, DISBURSEMENTS AND BALANCES BY OBJECT OF EXPENDITURES

FAR No. 1-A

As at the Quarter Ending December 31, 2020

Department : State Universities and Colleges (SUCs)
 Agency : University of the Philippines System
 Operating Unit : < not applicable >
 Organization Code (UACS) : 08 008 0000000
 Fund Cluster : 01 Regular Agency Fund

X	Current Year Appropriations
	Supplemental Appropriations
	Continuing Appropriations

(e.g. UACS Fund Cluster: 01-Regular Agency Fund, 02-Foreign Assisted Projects Fund, 03-Special Account-Locally Funded/Domestic Grants Fund, and 04-Special Account-Foreign Assisted/Foreign Grants Fund)

Particulars	UACS CODE	Appropriations			Allotments					Obligations				
		Authorized Appropriations	Adjustments (Transfer To/From, Modifications/Augmentations)	Adjusted Appropriations	Allotments Received	Adjustments (Reductions, Modifications/Augmentations)	Transfer To	Transfer From	Adjusted Allotments	1st Quarter Ending March 31	2nd Quarter Ending June 30	3rd Quarter Ending Sept. 30	4th Quarter Ending Dec. 31	TOTAL
1	2	3	4	5=(3+4)	6	7	8	9	10=[(6+(-)7)-8+9]	11	12	13	14	15=(11+12+13+14)
Survey, Research, Exploration and Development Expenses	5020700000	33,459,000.00	(22,765,335.79)	10,693,664.21	28,459,000.00	(17,765,335.79)	0.00	0.00	10,693,664.21	470,015.82	2,544,586.14	1,661,995.75	6,017,066.50	10,693,664.21
Research, Exploration and Development Expenses	5020702000	33,459,000.00	(22,765,335.79)	10,693,664.21	28,459,000.00	(17,765,335.79)	0.00	0.00	10,693,664.21	470,015.82	2,544,586.14	1,661,995.75	6,017,066.50	10,693,664.21
Research, Exploration and Development Expenses	5020702002	33,459,000.00	(22,765,335.79)	10,693,664.21	28,459,000.00	(17,765,335.79)	0.00	0.00	10,693,664.21	470,015.82	2,544,586.14	1,661,995.75	6,017,066.50	10,693,664.21
Confidential, Intelligence and Extraordinary Expenses	5021000000	3,022,000.00	2,567,015.84	5,589,015.84	3,022,000.00	2,567,015.84	0.00	0.00	5,589,015.84	86,716.00	18,114.10	10,249.00	5,464,936.74	5,589,015.84
Extraordinary and Miscellaneous Expenses	5021003000	3,022,000.00	2,567,015.84	5,589,015.84	3,022,000.00	2,567,015.84	0.00	0.00	5,589,015.84	86,716.00	18,114.10	19,249.00	5,464,936.74	5,589,015.84
Professional Services	5021100000	103,500,000.00	(64,926,736.20)	38,573,263.80	0.00	38,571,260.74	0.00	0.00	38,571,260.74	2,577,370.17	1,599,376.16	2,646,756.36	31,747,758.05	38,571,260.74
Legal Services	5021101000	0.00	44,012.50	44,012.50	0.00	44,012.50	0.00	0.00	44,012.50	1,062.50	1,450.00	1,800.00	39,700.00	44,012.50
Auditing Services	5021102000	0.00	191,542.24	191,542.24	0.00	191,542.24	0.00	0.00	191,542.24	49,973.22	0.00	0.00	82,265.04	191,542.24
Consultancy Services	5021103000	0.00	46,500.00	46,500.00	0.00	46,500.00	0.00	0.00	46,500.00	0.00	0.00	0.00	46,500.00	46,500.00
ICT Consultancy Services	5021103001	0.00	46,500.00	46,500.00	0.00	46,500.00	0.00	0.00	46,500.00	0.00	0.00	0.00	46,500.00	46,500.00
Other Professional Services	5021199000	103,500,000.00	(65,210,794.00)	38,289,206.00	0.00	38,289,206.00	0.00	0.00	38,289,206.00	2,526,334.45	1,597,926.16	2,562,691.32	31,602,254.07	38,289,206.00
General Services	5021200000	405,853,000.00	(29,832,796.56)	376,020,203.44	268,353,000.00	107,667,209.42	0.00	0.00	376,020,203.44	58,239,612.77	82,153,495.81	82,430,708.17	152,196,392.67	376,020,203.44
Environment/Sanitary Services	5021201000	0.00	1,515,331.20	1,515,331.20	0.00	1,515,331.20	0.00	0.00	1,515,331.20	5,150.00	4,150.00	0.00	1,505,981.20	1,515,331.20
Janitorial Services	5021202000	115,133,000.00	(80,166,695.03)	34,966,304.97	115,133,000.00	(80,166,695.03)	0.00	0.00	34,966,304.97	2,395,364.24	10,804,291.05	7,866,550.05	13,670,079.62	34,966,304.97
Security Services	5021203000	153,220,000.00	(47,304,667.63)	105,915,332.37	153,220,000.00	(47,304,667.63)	0.00	0.00	105,915,332.37	16,333,822.82	25,639,478.13	22,322,587.86	41,619,345.76	105,915,332.37
Other General Services	5021299000	137,500,000.00	96,153,240.88	233,653,240.88	0.00	233,653,240.88	0.00	0.00	233,653,240.88	40,505,155.71	45,705,578.62	52,241,120.46	95,201,386.09	233,653,240.88
Other General Services - ICT Services	5021299001	0.00	29,394.00	29,394.00	0.00	29,394.00	0.00	0.00	29,394.00	0.00	0.00	0.00	29,394.00	29,394.00
Other General Services	5021299099	137,500,000.00	96,123,846.88	233,623,846.88	0.00	233,623,846.88	0.00	0.00	233,623,846.88	40,505,155.71	45,705,578.62	52,211,726.46	95,201,386.09	233,623,846.88
Repairs and Maintenance	5021300000	160,519,000.00	(78,811,563.04)	81,707,436.96	132,443,636.00	(50,736,199.04)	0.00	0.00	81,707,436.96	6,350,220.32	9,074,957.56	8,966,604.96	57,315,854.12	81,707,436.96
Repairs and Maintenance - Land Improvements	5021302000	0.00	9,300.00	9,300.00	0.00	9,300.00	0.00	0.00	9,300.00	0.00	2,500.00	0.00	6,800.00	9,300.00
Aquaculture Structures	5021302001	0.00	9,300.00	9,300.00	0.00	9,300.00	0.00	0.00	9,300.00	0.00	2,500.00	0.00	6,800.00	9,300.00
Repairs and Maintenance - Infrastructure Assets	5021303000	0.00	2,385,743.09	2,385,743.09	0.00	2,385,743.09	0.00	0.00	2,385,743.09	0.00	0.00	0.00	2,385,743.09	2,385,743.09
Other Infrastructure Assets	5021303099	0.00	2,385,743.09	2,385,743.09	0.00	2,385,743.09	0.00	0.00	2,385,743.09	0.00	0.00	0.00	2,385,743.09	2,385,743.09
Repairs and Maintenance - Buildings and Other Structures	5021304000	134,481,000.00	(92,512,222.80)	41,968,777.20	106,405,836.00	(64,436,658.80)	0.00	0.00	41,968,777.20	744,134.35	1,334,682.93	705,376.95	39,184,562.97	41,968,777.20
Buildings	5021304001	33,429,000.00	(51,806,235.19)	(18,377,235.19)	33,371,136.00	(23,788,735.19)	0.00	0.00	9,582,400.81	557,492.95	620,226.93	238,348.68	8,166,332.25	9,582,400.81
School Buildings	5021304002	101,052,000.00	(45,744,435.15)	55,307,564.85	73,034,500.00	(45,686,571.15)	0.00	0.00	27,347,928.85	185,311.40	72,556.00	233,778.27	26,856,283.18	27,347,928.85
Hotels and Dormitories	5021304006	0.00	383,211.00	383,211.00	0.00	383,211.00	0.00	0.00	383,211.00	0.00	0.00	0.00	383,211.00	383,211.00
Other Structures	5021304099	0.00	4,655,236.54	4,655,236.54	0.00	4,655,236.54	0.00	0.00	4,655,236.54	1,330.00	641,900.00	233,250.00	3,778,756.54	4,655,236.54
Repairs and Maintenance - Machinery and Equipment	5021305000	19,858,000.00	9,035,752.45	28,893,752.45	19,858,000.00	9,035,752.45	0.00	0.00	28,893,752.45	4,623,684.90	6,888,168.67	7,522,691.88	9,859,007.00	28,893,752.45
Machinery	5021305001	0.00	60,808.00	60,808.00	0.00	60,808.00	0.00	0.00	60,808.00	2,400.00	1,380.00	0.00	6,828.00	60,808.00
Office Equipment	5021305002	19,858,000.00	(18,624,755.70)	1,233,244.30	19,858,000.00	(18,624,755.70)	0.00	0.00	1,233,244.30	285,938.24	22,500.00	394,730.00	530,978.06	1,233,244.30
Information and Communication Technology Equipment	5021305003	0.00	636,038.69	636,038.69	0.00	636,038.69	0.00	0.00	636,038.69	49,790.00	8,850.00	25,152.00	552,246.09	636,038.69
Communication Equipment	5021305007	0.00	37,300.00	37,300.00	0.00	37,300.00	0.00	0.00	37,300.00	0.00	0.00	0.00	27,100.00	37,300.00
Construction and Heavy Equipment	5021305008	0.00	28,522.00	28,522.00	0.00	28,522.00	0.00	0.00	28,522.00	0.00	28,522.00	0.00	0.00	28,522.00
Medical Equipment	5021305011	0.00	3,899.25	3,899.25	0.00	3,899.25	0.00	0.00	3,899.25	0.00	0.00	0.00	3,899.25	3,899.25
Technical and Scientific Equipment	5021305014	0.00	2,483,615.56	2,483,615.56	0.00	2,483,615.56	0.00	0.00	2,483,615.56	400.00	404,500.00	82,925.22	1,995,790.34	2,483,615.56
Other Machinery and Equipment	5021305099	0.00	24,410,524.65	24,410,524.65	0.00	24,410,524.65	0.00	0.00	24,410,524.65	4,285,156.66	6,422,415.67	6,989,085.41	6,713,865.91	24,410,524.65
Repairs and Maintenance - Transportation Equipment	5021306000	6,180,000.00	820,839.00	7,000,839.00	6,180,000.00	820,839.00	0.00	0.00	7,000,839.00	393,627.24	849,605.96	703,925.13	5,053,360.67	7,000,839.00
Motor Vehicles	5021306001	6,180,000.00	0.00	6,180,000.00	6,180,000.00	0.00	0.00	6,180,000.00	393,627.24	849,605.96	703,925.13	5,053,360.67	7,000,839.00	
Other Transportation Equipment	5021306099	0.00	820,839.00	820,839.00	0.00	820,839.00	0.00	0.00	820,839.00	0.00	226,917.00	111,840.00	482,282.00	820,839.00

SUMMARY OF APPROPRIATIONS, ALLOTMENTS, OBLIGATIONS, DISBURSEMENTS AND BALANCES BY OBJECT OF EXPENDITURES
As at the Quarter Ending December 31, 2020

FAR No. 1-A

Department : State Universities and Colleges (SUCs)
 Agency : University of the Philippines System
 Operating Unit : < not applicable >
 Organization Code (UACS) : 08 008 000000
 Fund Cluster : 01 Regular Agency Fund

X	Current Year Appropriations
	Supplemental Appropriations
	Continuing Appropriations

(e.g. UACS Fund Cluster: 01-Regular Agency Fund, 02-Foreign Assisted Projects Fund, 03-Special Account-Locally Funded/Domestic Grants Fund, and 04-Special Account-Foreign Assisted/Foreign Grants Fund)

Particulars	UACS CODE	Appropriations			Allotments					Obligations				
		Authorized Appropriations	Adjustments (Transfer To/From, Modifications/Augmentations)	Adjusted Appropriations	Allotments Received	Adjustments (Reductions, Modifications/Augmentations)	Transfer To	Transfer From	Adjusted Allotments	1st Quarter Ending March 31	2nd Quarter Ending June 30	3rd Quarter Ending Sept. 30	4th Quarter Ending Dec. 31	TOTAL
1	2	3	4	5=(3+4)	6	7	8	9	10=[(6+(-7)-8+9)	11	12	13	14	15=[(11+12+13+14)
Repairs and Maintenance - Furniture and Fixtures	5021307000	0.00	1,034,130.75	1,034,130.75	0.00	1,034,130.75	0.00	0.00	1,034,130.75	549,200.00	0.00	2,151.00	462,779.75	1,034,130.75
Repairs and Maintenance - Semi-Expendable Machinery and Office Equipment	5021321000	0.00	282,837.83	282,837.83	0.00	282,837.83	0.00	0.00	282,837.83	39,273.83	0.00	13,030.00	230,534.00	282,837.83
Information and Communications Technology Equipment	5021321002	0.00	43,885.00	43,885.00	0.00	43,885.00	0.00	0.00	43,885.00	0.00	0.00	13,030.00	30,855.00	43,885.00
Technical and Scientific Equipment	5021321013	0.00	35,830.83	35,830.83	0.00	35,830.83	0.00	0.00	35,830.83	20,386.83	0.00	0.00	15,444.00	35,830.83
Other Machinery and Equipment	5021321099	0.00	90,985.00	90,985.00	0.00	90,985.00	0.00	0.00	90,985.00	0.00	0.00	0.00	90,985.00	90,985.00
Repairs and Maintenance - Semi-Expendable Furniture, Furniture and Fixtures	5021322000	0.00	112,137.00	112,137.00	0.00	112,137.00	0.00	0.00	112,137.00	18,887.00	0.00	0.00	93,250.00	112,137.00
Financial Assistance/Subsidy	5021322001	0.00	132,056.64	132,056.64	0.00	132,056.64	0.00	0.00	132,056.64	0.00	0.00	19,230.00	112,826.64	132,056.64
Subsidies - Others	5021400000	501,253,000.00	0.00	501,253,000.00	501,253,000.00	0.00	0.00	0.00	501,253,000.00	0.00	0.00	19,230.00	112,826.64	132,056.64
Taxes, Insurance Premiums and Other Fees	5021500000	501,253,000.00	0.00	501,253,000.00	501,253,000.00	0.00	0.00	0.00	501,253,000.00	0.00	0.00	0.00	135,747,000.00	135,747,000.00
Taxes, Duties and Licenses	5021501000	32,328,000.00	(3,208,712.59)	29,119,287.41	32,328,000.00	(3,208,712.59)	0.00	0.00	29,119,287.41	11,922,259.12	5,504,048.48	5,579,741.41	6,113,238.92	29,119,287.41
Taxes, Duties and Licenses	5021501001	32,328,000.00	(3,208,712.59)	29,119,287.41	32,328,000.00	(3,208,712.59)	0.00	0.00	29,119,287.41	0.00	0.00	0.00	0.00	29,119,287.41
Fidelity Bond Premiums	5021502000	0.00	1,227,927.94	1,227,927.94	0.00	1,227,927.94	0.00	0.00	1,227,927.94	0.00	0.00	0.00	0.00	1,227,927.94
Insurance Expenses	5021503000	0.00	27,891,359.97	27,891,359.97	0.00	27,891,359.97	0.00	0.00	27,891,359.97	429,113.69	243,527.00	186,045.00	369,242.25	1,227,927.94
Other Maintenance and Operating Expenses	5029900000	259,890,000.00	85,515,414.80	345,405,414.80	200,690,000.00	144,515,414.80	0.00	0.00	345,405,414.80	11,786,438.25	32,042,465.14	40,321,129.11	207,585,332.94	291,735,365.44
Advertising Expenses	5029901000	568,000.00	(458,997.00)	109,003.00	568,000.00	(458,997.00)	0.00	0.00	109,003.00	0.00	0.00	0.00	0.00	109,003.00
Printing and Publication Expenses	5029902000	11,467,000.00	(3,431,940.60)	8,035,059.40	11,467,000.00	(3,431,940.60)	0.00	0.00	8,035,059.40	1,214,003.16	259,995.65	1,067,305.33	5,523,755.06	8,065,059.40
Representation Expenses	5029903000	5,488,000.00	23,710,624.91	29,198,624.91	5,488,000.00	23,710,624.91	0.00	0.00	29,198,624.91	3,658,143.70	1,063,574.89	1,507,480.57	22,969,425.75	29,198,624.91
Transportation and Delivery Expenses	5029904000	2,207,000.00	(1,679,342.58)	527,657.42	2,207,000.00	(1,679,342.58)	0.00	0.00	527,657.42	152,664.43	33,054.50	155,733.00	166,205.46	527,657.42
Rent/Lease Expenses	5029905000	2,118,000.00	759,449.75	2,877,449.75	0.00	759,449.75	0.00	0.00	759,449.75	638,210.62	30,150.00	819,662.00	819,156.26	2,506,155.13
Rents - Building and Structures	5029905001	0.00	135,000.00	135,000.00	0.00	135,000.00	0.00	0.00	135,000.00	0.00	0.00	67,500.00	67,500.00	135,000.00
Rents - Land	5029905002	0.00	782,550.00	782,550.00	0.00	782,550.00	0.00	0.00	782,550.00	15,200.00	0.00	550,650.00	216,700.00	782,550.00
Rents - Motor Vehicles	5029905003	0.00	54,465.00	54,465.00	0.00	54,465.00	0.00	0.00	54,465.00	5,895.00	2,810.00	145,592.00	441,877.13	774,690.36
Rents - Equipment	5029905004	2,118,000.00	(1,343,309.62)	774,690.38	2,118,000.00	(1,343,309.62)	0.00	0.00	774,690.38	177,881.25	9,340.00	145,592.00	441,877.13	774,690.38
Rents - Living Quarters	5029905005	0.00	54,465.00	54,465.00	0.00	54,465.00	0.00	0.00	54,465.00	5,895.00	2,810.00	145,592.00	441,877.13	774,690.38
Membership Dues and Contributions to Organizations	5029906000	4,639,000.00	(1,139,090.91)	3,499,909.09	4,639,000.00	(1,139,090.91)	0.00	0.00	3,499,909.09	1,767,253.66	1,448,880.33	268,321.73	15,453.37	3,499,909.09
Subscription Expenses	5029907000	9,903,000.00	72,686,617.39	82,589,617.39	9,903,000.00	72,686,617.39	0.00	0.00	82,589,617.39	76,468.94	22,144,915.50	15,334,511.94	45,033,721.31	82,589,617.39
ICT Software Subscription	5029907001	0.00	56,017,948.98	56,017,948.98	0.00	56,017,948.98	0.00	0.00	56,017,948.98	0.00	22,134,139.50	15,271,477.35	18,612,332.13	56,017,948.98
Data Center Service	5029907002	0.00	1,228.38	1,228.38	0.00	1,228.38	0.00	0.00	1,228.38	0.00	0.00	0.00	299.23	1,228.38
Cloud Computing Service	5029907003	0.00	67,976.99	67,976.99	0.00	67,976.99	0.00	0.00	67,976.99	28,512.99	0.00	27,500.00	11,964.00	67,976.99
Library and Other Reading Materials Subscription Expenses	5029907004	0.00	24,595.75	24,595.75	0.00	24,595.75	0.00	0.00	24,595.75	11,998.85	2,915.00	5,642.35	3,839.75	24,595.75
Other Subscription Expenses	5029907099	9,903,000.00	16,574,867.29	26,477,867.29	9,903,000.00	16,574,867.29	0.00	0.00	26,477,867.29	35,957.00	7,861.00	28,763.00	29,405,286.20	26,477,867.29
Donations	5029908000	46,457,000.00	(46,457,000.00)	0.00	21,457,000.00	(21,457,000.00)	0.00	0.00	0.00	0.00	0.00	0.00	0.00	0.00
Other Maintenance and Operating Expenses	5029999000	176,813,000.00	41,866,388.46	218,709,388.46	142,813,000.00	75,896,388.46	0.00	0.00	218,709,388.46	4,061,373.79	7,059,494.07	21,131,572.54	132,966,696.70	165,239,339.10
Website Maintenance	5029999001	0.00	10,000.00	10,000.00	0.00	10,000.00	0.00	0.00	10,000.00	0.00	0.00	0.00	0.00	10,000.00
Other Maintenance and Operating Expenses	5029999099	176,813,000.00	41,866,388.46	218,709,388.46	142,813,000.00	75,896,388.46	0.00	0.00	218,709,388.46	4,061,373.79	7,059,494.07	21,131,572.54	132,966,696.70	165,239,339.10
Capital Outlays	5029900000	2,640,724,000.00	(1,902,124,000.00)	1,038,600,000.00	1,038,600,000.00	0.00	0.00	0.00	1,038,600,000.00	300,000,000.00	0.00	390,200,000.00	132,966,696.70	1,660,200,000.00
Property, Plant and Equipment Outlay	5060400000	2,640,724,000.00	(1,902,124,000.00)	1,038,600,000.00	1,038,600,000.00	0.00	0.00	0.00	1,038,600,000.00	300,000,000.00	0.00	390,200,000.00	132,966,696.70	1,660,200,000.00

SUMMARY OF APPROPRIATIONS, ALLOTMENTS, OBLIGATIONS, DISBURSEMENTS AND BALANCES BY OBJECT OF EXPENDITURES

As at the Quarter Ending December 31, 2020

Department : State Universities and Colleges (SUCs)
 Agency : University of the Philippines System
 Operating Unit : < not applicable >
 Organization Code (UACS) : 08 008 0008000
 Fund Cluster : 01 Regular Agency Fund

X	Current Year Appropriations
	Supplemental Appropriations
	Continuing Appropriations

(e.g. UACS Fund Cluster: 01-Regular Agency Fund, 02-Foreign Assisted Projects Fund, 03-Special Account-Locally Funded/Domestic Grants Fund, and 04-Special Account-Foreign Assisted/Foreign Grants Fund)

Particulars	UACS CODE	Appropriations			Allotments					Obligations				
		Authorized Appropriations	Adjustments (Transfer To/From, Modifications/Augmentations)	Adjusted Appropriations	Allotments Received	Adjustments (Reductions, Modifications/Augmentations)	Transfer To	Transfer From	Adjusted Allotments	1st Quarter Ending March 31	2nd Quarter Ending June 30	3rd Quarter Ending Sept. 30	4th Quarter Ending Dec. 31	TOTAL
1	2	3	4	5=(3+4)	6	7	8	9	10=[(6+(-)7)-8+9]	11	12	13	14	15=(11+12+13+14)
Land Improvements Outlay	5060402000	50,000,000.00	(50,000,000.00)	0.00	0.00	0.00	0.00	0.00	0.00	0.00	0.00	0.00	0.00	0.00
Other Land Improvements	5060402099	50,000,000.00	(50,000,000.00)	0.00	0.00	0.00	0.00	0.00	0.00	0.00	0.00	0.00	0.00	0.00
Infrastructure Outlay	5060403000	130,000,000.00	(130,000,000.00)	0.00	0.00	0.00	0.00	0.00	0.00	0.00	0.00	0.00	0.00	0.00
Road Networks	5060403001	30,000,000.00	(30,000,000.00)	0.00	0.00	0.00	0.00	0.00	0.00	0.00	0.00	0.00	0.00	0.00
Communication Networks	5060403006	100,000,000.00	(100,000,000.00)	0.00	0.00	0.00	0.00	0.00	0.00	0.00	0.00	0.00	0.00	0.00
Buildings and Other Structures	5060404000	1,851,824,000.00	(1,190,824,000.00)	660,200,000.00	660,200,000.00	0.00	0.00	0.00	660,200,000.00	300,000,000.00	0.00	360,200,000.00	0.00	660,200,000.00
Buildings	5060404001	954,524,000.00	(654,524,000.00)	300,000,000.00	300,000,000.00	0.00	0.00	0.00	300,000,000.00	300,000,000.00	0.00	0.00	0.00	300,000,000.00
School Buildings	5060404002	223,000,000.00	(223,000,000.00)	0.00	0.00	0.00	0.00	0.00	0.00	0.00	0.00	0.00	0.00	0.00
Hospitals and Health Centers	5060404003	137,500,000.00	0.00	137,500,000.00	137,500,000.00	0.00	0.00	0.00	137,500,000.00	0.00	0.00	137,500,000.00	0.00	137,500,000.00
Hostels and Dormitories	5060404006	300,000,000.00	(300,000,000.00)	0.00	0.00	0.00	0.00	0.00	0.00	0.00	0.00	0.00	0.00	0.00
Other Structures	5060404099	236,000,000.00	(13,300,000.00)	222,700,000.00	222,700,000.00	0.00	0.00	0.00	222,700,000.00	0.00	0.00	222,700,000.00	0.00	222,700,000.00
Machinery and Equipment Outlay	5060405000	589,700,000.00	(211,300,000.00)	378,400,000.00	378,400,000.00	0.00	0.00	0.00	378,400,000.00	0.00	0.00	0.00	0.00	0.00
Medical Equipment	5060405011	378,400,000.00	0.00	378,400,000.00	378,400,000.00	0.00	0.00	0.00	378,400,000.00	0.00	0.00	0.00	0.00	0.00
Technical and Scientific Equipment	5060405014	163,000,000.00	(163,000,000.00)	0.00	0.00	0.00	0.00	0.00	0.00	0.00	0.00	0.00	0.00	0.00
Other Machinery and Equipment	5060405099	48,300,000.00	(48,300,000.00)	0.00	0.00	0.00	0.00	0.00	0.00	0.00	0.00	0.00	0.00	0.00
Transportation Equipment Outlay	5060406000	7,000,000.00	(7,000,000.00)	0.00	0.00	0.00	0.00	0.00	0.00	0.00	0.00	0.00	0.00	0.00
Motor Vehicles	5060406001	7,000,000.00	(7,000,000.00)	0.00	0.00	0.00	0.00	0.00	0.00	0.00	0.00	0.00	0.00	0.00
Furniture, Fixtures and Books Outlay	5060407000	13,000,000.00	(13,000,000.00)	0.00	0.00	0.00	0.00	0.00	0.00	0.00	0.00	0.00	0.00	0.00
Furniture and Fixtures	5060407001	13,000,000.00	(13,000,000.00)	0.00	0.00	0.00	0.00	0.00	0.00	0.00	0.00	0.00	0.00	0.00
B. AUTOMATIC APPROPRIATIONS		1,004,883,000.00	-780,886,617.00	223,396,383.00	973,325,383.00	-749,929,000.00	0.00	0.00	223,396,383.00	17,767,105.30	0.00	51,394,295.70	223,396,383.00	
Retirement and Life Insurance Premiums		1,004,883,000.00	(780,886,617.00)	223,396,383.00	973,325,383.00	(749,929,000.00)	0.00	0.00	223,396,383.00	17,767,105.30	0.00	51,394,295.70	223,396,383.00	
C. SPECIAL PURPOSE FUNDS		0.00	1,037,572,686.00	1,037,572,686.00	0.00	1,037,572,686.00	0.00	0.00	1,037,572,686.00	2,159,293.00	89,678,215.57	164,056,983.10	775,669,064.65	1,031,562,576.32
Customs duties and taxes, including tax expenditures		0.00	234,982.00	234,982.00	0.00	234,982.00	0.00	0.00	234,982.00	0.00	0.00	0.00	234,982.00	234,982.00
Taxes, Insurance Premiums and Other Fees	5021500000	0.00	234,982.00	234,982.00	0.00	234,982.00	0.00	0.00	234,982.00	0.00	0.00	0.00	234,982.00	234,982.00
Taxes, Duties and Licenses	5021501001	0.00	234,982.00	234,982.00	0.00	234,982.00	0.00	0.00	234,982.00	0.00	0.00	0.00	234,982.00	234,982.00
Miscellaneous Personnel Benefits Fund		0.00	622,337,684.00	622,337,684.00	0.00	622,337,684.00	0.00	0.00	622,337,684.00	2,159,293.00	82,830,321.13	71,471,401.67	465,876,668.20	622,337,684.00
Salaries and Wages	5010100000	0.00	387,181,399.98	387,181,399.98	0.00	387,181,399.98	0.00	0.00	387,181,399.98	2,159,293.00	77,126,514.13	54,294,381.16	253,601,211.69	387,181,399.98
Salaries and Wages - Casual/Contractual		0.00	387,181,399.98	387,181,399.98	0.00	387,181,399.98	0.00	0.00	387,181,399.98	2,159,293.00	77,126,514.13	54,294,381.16	253,601,211.69	387,181,399.98
Basic Salary - Civilian	5010101001	0.00	385,431,007.74	385,431,007.74	0.00	385,431,007.74	0.00	0.00	385,431,007.74	2,159,293.00	77,020,466.04	53,740,743.31	252,510,505.39	385,431,007.74
Salaries and Wages - Casual/Contractual	5010102000	0.00	1,750,392.24	1,750,392.24	0.00	1,750,392.24	0.00	0.00	1,750,392.24	0.00	106,048.09	553,637.85	1,090,706.30	1,750,392.24
Other Compensation	5010200000	0.00	68,342,539.23	68,342,539.23	0.00	68,342,539.23	0.00	0.00	68,342,539.23	0.00	5,703,807.00	17,177,020.51	45,481,711.72	68,342,539.23
Other Bonuses and Allowances		0.00	68,342,539.23	68,342,539.23	0.00	68,342,539.23	0.00	0.00	68,342,539.23	0.00	5,703,807.00	17,177,020.51	45,481,711.72	68,342,539.23
PERA - Civilian	5010201001	0.00	499,936.17	499,936.17	0.00	499,936.17	0.00	0.00	499,936.17	0.00	295,615.08	204,321.09	499,936.17	499,936.17
Honoraria - Civilian	5010210001	0.00	1,459,744.41	1,459,744.41	0.00	1,459,744.41	0.00	0.00	1,459,744.41	0.00	0.00	0.00	1,459,744.41	1,459,744.41
Bonus - Civilian	5010214001	0.00	43,189,036.00	43,189,036.00	0.00	43,189,036.00	0.00	0.00	43,189,036.00	0.00	0.00	0.00	43,189,036.00	43,189,036.00
Performance Based Bonus - Civilian	5010299014	0.00	3,485,121.00	3,485,121.00	0.00	3,485,121.00	0.00	0.00	3,485,121.00	0.00	0.00	3,455,858.43	29,262.57	3,485,121.00
Mid-Year Bonus - Civilian	5010299036	0.00	19,708,701.65	19,708,701.65	0.00	19,708,701.65	0.00	0.00	19,708,701.65	0.00	5,703,807.00	13,425,547.00	576,347.65	19,708,701.65
Personnel Benefit Contributions	5010300000	0.00	140,185.00	140,185.00	0.00	140,185.00	0.00	0.00	140,185.00	0.00	0.00	0.00	140,185.00	140,185.00
Retirement and Life Insurance Premiums	5010301000	0.00	0.00	0.00	0.00	0.00	0.00	0.00	0.00	0.00	0.00	0.00	0.00	0.00
Pag-IBIG - Civilian	5010302001	0.00	800.00	800.00	0.00	800.00	0.00	0.00	800.00	0.00	0.00	0.00	800.00	800.00

SUMMARY OF APPROPRIATIONS, ALLOTMENTS, OBLIGATIONS, DISBURSEMENTS AND BALANCES BY OBJECT OF EXPENDITURES

FAR No. 1-A

As at the Quarter Ending December 31, 2020

Department : State Universities and Colleges (SUCs)
 Agency : University of the Philippines System
 Operating Unit : < not applicable >
 Organization Code (UACS) : 08 008 0000000
 Fund Cluster : 01 Regular Agency Fund

X	Current Year Appropriations
	Supplemental Appropriations
	Continuing Appropriations

(e.g. UACS Fund Cluster: 01-Regular Agency Fund, 02-Foreign Assisted Projects Fund, 03-Special Account-Locally Funded/Domestic Grants Fund, and 04-Special Account-Foreign Assisted/Foreign Grants Fund)

Particulars	UACS CODE	Appropriations			Allotments			Obligations						
		Authorized Appropriations	Adjustments (Transfer To/From, Modifications/ Augmentations)	Adjusted Appropriations	Allotments Received	Adjustments (Reductions, Modifications/ Augmentations)	Transfer To	Transfer From	Adjusted Allotments	1st Quarter Ending March 31	2nd Quarter Ending June 30	3rd Quarter Ending Sept. 30	4th Quarter Ending Dec. 31	TOTAL
1	2	3	4	5=(3+4)	6	7	8	9	10=[(6+(-)7)-8+9]	11	12	13	14	15=[(11+12+13+14)]
PhilHealth - Civilian	5010303001	0.00	138,485.00	138,485.00	0.00	138,485.00	0.00	0.00	138,485.00	0.00	0.00	0.00	138,485.00	138,485.00
ECIP - Civilian	5010304001	0.00	900.00	900.00	0.00	900.00	0.00	0.00	900.00	0.00	0.00	0.00	900.00	900.00
Other Personnel Benefits	5010400000	0.00	166,673,559.79	166,673,559.79	0.00	166,673,559.79	0.00	0.00	166,673,559.79	0.00	0.00	0.00	166,673,559.79	166,673,559.79
Other Personnel Benefits		0.00	166,673,559.79	166,673,559.79	0.00	166,673,559.79	0.00	0.00	166,673,559.79	0.00	0.00	0.00	166,673,559.79	166,673,559.79
Terminal Leave Benefits - Civilian	5010403001	0.00	0.00	0.00	0.00	0.00	0.00	0.00	0.00	0.00	0.00	0.00	0.00	0.00
Lump-sum for Compensation Adjustment	5010499006	0.00	166,673,559.79	166,673,559.79	0.00	166,673,559.79	0.00	0.00	166,673,559.79	0.00	0.00	0.00	166,673,559.79	166,673,559.79
Lump-sum for Filing of Positions - Civilian	5010499007	0.00	0.00	0.00	0.00	0.00	0.00	0.00	0.00	0.00	0.00	0.00	0.00	0.00
Section 4(v), Republic Act No. 11469		0.00	400,000,000.00	400,000,000.00	0.00	400,000,000.00	0.00	0.00	400,000,000.00	0.00	6,847,894.44	92,585,581.43	300,566,524.13	400,000,000.00
Training and Scholarship Expenses	5020200000	0.00	0.00	0.00	0.00	0.00	0.00	0.00	0.00	0.00	0.00	0.00	0.00	0.00
Training Expenses	5020201002	0.00	0.00	0.00	0.00	0.00	0.00	0.00	0.00	0.00	0.00	0.00	0.00	0.00
Supplies and Materials Expenses	5020300000	0.00	245,865,434.30	245,865,434.30	0.00	245,865,434.30	0.00	0.00	245,865,434.30	0.00	1,890,000.00	71,801,404.80	172,173,930.50	245,865,434.30
Office Supplies Expenses	5020301002	0.00	610,150.00	610,150.00	0.00	610,150.00	0.00	0.00	610,150.00	0.00	0.00	0.00	58,500.00	610,150.00
Food Supplies Expenses	5020305000	0.00	1,027,105.00	1,027,105.00	0.00	1,027,105.00	0.00	0.00	1,027,105.00	0.00	0.00	1,027,105.00	0.00	1,027,105.00
Drugs and Medicines Expenses	5020307000	0.00	14,706,853.80	14,706,853.80	0.00	14,706,853.80	0.00	0.00	14,706,853.80	0.00	120,000.00	9,786,853.80	4,800,000.00	14,706,853.80
Medical, Dental and Laboratory Supplies Expenses	5020308000	0.00	227,623,687.50	227,623,687.50	0.00	227,623,687.50	0.00	0.00	227,623,687.50	0.00	1,770,000.00	59,668,408.00	160,165,279.50	227,623,687.50
Chemical and Filtering Supplies Expenses	5020313000	0.00	0.00	0.00	0.00	0.00	0.00	0.00	0.00	0.00	0.00	0.00	0.00	0.00
Medical Equipment	5020321010	0.00	187,750.00	187,750.00	0.00	187,750.00	0.00	0.00	187,750.00	0.00	0.00	0.00	187,750.00	187,750.00
Other Machinery and Equipment	5020321099	0.00	500,850.00	500,850.00	0.00	500,850.00	0.00	0.00	500,850.00	0.00	0.00	0.00	429,760.00	500,850.00
Other Supplies and Materials Expenses	5020399000	0.00	1,209,038.00	1,209,038.00	0.00	1,209,038.00	0.00	0.00	1,209,038.00	0.00	0.00	1,189,538.00	19,500.00	1,209,038.00
Utility Expenses	5020400000	0.00	3,471,200.07	3,471,200.07	0.00	3,471,200.07	0.00	0.00	3,471,200.07	0.00	3,250,004.84	221,195.23	0.00	3,471,200.07
Water Expenses	5020401000	0.00	3,250,004.84	3,250,004.84	0.00	3,250,004.84	0.00	0.00	3,250,004.84	0.00	3,250,004.84	0.00	0.00	3,250,004.84
Electricity Expenses	5020402000	0.00	221,195.23	221,195.23	0.00	221,195.23	0.00	0.00	221,195.23	0.00	0.00	221,195.23	0.00	221,195.23
Other Maintenance and Operating Expenses	5029900000	0.00	45,728,365.63	45,728,365.63	0.00	45,728,365.63	0.00	0.00	45,728,365.63	0.00	1,707,889.60	17,772,913.40	26,247,562.63	45,728,365.63
Rent/Lease Expenses		0.00	45,728,365.63	45,728,365.63	0.00	45,728,365.63	0.00	0.00	45,728,365.63	0.00	1,707,889.60	17,772,913.40	26,247,562.63	45,728,365.63
Rents - Motor Vehicles	5029905003	0.00	21,651,663.97	21,651,663.97	0.00	21,651,663.97	0.00	0.00	21,651,663.97	0.00	451,639.60	9,875,243.40	11,324,780.97	21,651,663.97
Rents - Living Quarters	5029905005	0.00	24,076,701.66	24,076,701.66	0.00	24,076,701.66	0.00	0.00	24,076,701.66	0.00	1,256,250.00	7,897,670.00	14,922,781.66	24,076,701.66
Property, Plant and Equipment Outlay	5060400000	0.00	104,935,000.00	104,935,000.00	0.00	104,935,000.00	0.00	0.00	104,935,000.00	0.00	0.00	0.00	102,145,022.00	104,935,000.00
Machinery and Equipment Outlay		0.00	104,935,000.00	104,935,000.00	0.00	104,935,000.00	0.00	0.00	104,935,000.00	0.00	0.00	0.00	102,145,022.00	104,935,000.00
Other Structures	5060404099	0.00	0.00	0.00	0.00	0.00	0.00	0.00	0.00	0.00	0.00	0.00	0.00	0.00
Information and Communication Technology Equipment	5060405003	0.00	30,000,000.00	30,000,000.00	0.00	30,000,000.00	0.00	0.00	30,000,000.00	0.00	0.00	0.00	30,000,000.00	30,000,000.00
Medical Equipment	5060405011	0.00	74,935,000.00	74,935,000.00	0.00	74,935,000.00	0.00	0.00	74,935,000.00	0.00	0.00	2,789,978.00	72,145,022.00	74,935,000.00
Bayanihan to Recover as One Act		0.00	15,000,000.00	15,000,000.00	15,000,000.00	0.00	0.00	0.00	15,000,000.00	0.00	0.00	0.00	8,989,910.32	8,989,910.32
Other Compensation	5010200000	0.00	268,800.00	268,800.00	268,800.00	0.00	0.00	0.00	268,800.00	0.00	0.00	0.00	0.00	0.00
Honoraria		0.00	268,800.00	268,800.00	268,800.00	0.00	0.00	0.00	268,800.00	0.00	0.00	0.00	0.00	0.00
Honoraria - Civilian	5010210001	0.00	268,800.00	268,800.00	268,800.00	0.00	0.00	0.00	268,800.00	0.00	0.00	0.00	0.00	0.00
Supplies and Materials Expenses	5020300000	0.00	229,950.00	229,950.00	229,950.00	0.00	0.00	0.00	229,950.00	0.00	0.00	0.00	0.00	0.00
Office Supplies Expenses	5020301002	0.00	229,950.00	229,950.00	229,950.00	0.00	0.00	0.00	229,950.00	0.00	0.00	0.00	0.00	0.00
Utility Expenses	5020400000	0.00	216,000.00	216,000.00	216,000.00	0.00	0.00	0.00	216,000.00	0.00	0.00	0.00	0.00	0.00
Water Expenses	5020401000	0.00	48,000.00	48,000.00	48,000.00	0.00	0.00	0.00	48,000.00	0.00	0.00	0.00	0.00	0.00
Electricity Expenses	5020402000	0.00	168,000.00	168,000.00	168,000.00	0.00	0.00	0.00	168,000.00	0.00	0.00	0.00	0.00	0.00

SUMMARY OF APPROPRIATIONS, ALLOTMENTS, OBLIGATIONS, DISBURSEMENTS AND BALANCES BY OBJECT OF EXPENDITURES

As at the Quarter Ending December 31, 2020

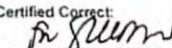
Department : State Universities and Colleges (SUCs)
 Agency : University of the Philippines System
 Operating Unit : < not applicable >
 Organization Code (UACS) : 08 008 0000000
 Fund Cluster : 01 Regular Agency Fund

X	Current Year Appropriations
	Supplemental Appropriations
	Continuing Appropriations

(e.g. UACS Fund Cluster: 01-Regular Agency Fund, 02-Foreign Assisted Projects Fund, 03-Special Account-Locally Funded/Domestic Grants Fund, and 04-Special Account-Foreign Assisted/Foreign Grants Fund)


Particulars	UACS CODE	Appropriations			Allotments			Obligations							
		Authorized Appropriations	Adjustments (Transfer To/From, Modifications/ Augmentations)	Adjusted Appropriations	Allotments Received	Adjustments (Reductions, Modifications/ Augmentations)	Transfer To	Transfer From	Adjusted Allotments	1st Quarter Ending March 31	2nd Quarter Ending June 30	3rd Quarter Ending Sept. 30	4th Quarter Ending Dec. 31	TOTAL	
1	2	3	4	5=(3+4)	6	7	8	9	10=[(6-1)-(7-8)+9]	11	12	13	14	15=(11+12+13+14)	
Communication Expenses	5020500000	0.00	600,000.00	600,000.00	600,000.00		0.00	0.00	600,000.00	0.00	0.00	0.00	0.00	0.00	
Internet Subscription Expenses	5020503000	0.00	600,000.00	600,000.00	600,000.00		0.00	0.00	600,000.00	0.00	0.00	0.00	0.00	0.00	
Survey, Research, Exploration and Development Expenses	5020700000	0.00	3,000,000.00	3,000,000.00	3,000,000.00		0.00	0.00	3,000,000.00	0.00	0.00	0.00	2,750,000.00	2,750,000.00	
Research, Exploration and Development Expenses	5020702002	0.00	3,000,000.00	3,000,000.00	3,000,000.00		0.00	0.00	3,000,000.00	0.00	0.00	0.00	2,750,000.00	2,750,000.00	
Professional Services	5021100000	0.00	2,661,250.00	2,661,250.00	2,661,250.00		0.00	0.00	2,661,250.00	0.00	0.00	0.00	0.00	0.00	
Other Professional Services	5021199000	0.00	2,661,250.00	2,661,250.00	2,661,250.00		0.00	0.00	2,661,250.00	0.00	0.00	0.00	0.00	0.00	
General Services	5021200000	0.00	24,000.00	24,000.00	24,000.00		0.00	0.00	24,000.00	0.00	0.00	0.00	0.00	0.00	
Janitorial Services	5021202000	0.00	24,000.00	24,000.00	24,000.00		0.00	0.00	24,000.00	0.00	0.00	0.00	0.00	0.00	
Property, Plant and Equipment Outlay	5060400000	0.00	8,000,000.00	8,000,000.00	8,000,000.00		0.00	0.00	8,000,000.00	0.00	0.00	0.00	6,239,910.32	6,239,910.32	
Furniture, Fixtures and Books Outlay		0.00	8,000,000.00	8,000,000.00	8,000,000.00		0.00	0.00	8,000,000.00	0.00	0.00	0.00	6,239,910.32	6,239,910.32	
Office Equipment	5060405002	0.00	810,000.00	810,000.00	810,000.00		0.00	0.00	810,000.00	0.00	0.00	0.00	0.00	0.00	
Information and Communication Technology Equipment	5060405003	0.00	6,750,000.00	6,750,000.00	6,750,000.00		0.00	0.00	6,750,000.00	0.00	0.00	0.00	6,239,910.32	6,239,910.32	
Furniture and Fixtures	5060407001	0.00	440,000.00	440,000.00	440,000.00		0.00	0.00	440,000.00	0.00	0.00	0.00	0.00	0.00	
GRAND TOTAL			19,695,322,000.00	(2,004,202,388.00)	17,706,118,611.00	17,433,875,943.00	272,643,668.00	0.00	0.00	17,706,118,611.00	3,467,963,325.12	3,230,416,618.68	3,202,755,421.07	6,681,520,478.17	16,582,657,841.04

This report was generated using the Unified Reporting System on 28/02/2021 06:10 version FAR1A 1.3. Status : SUBMITTED

Certified Correct:

 ARSENIOR. PAGADOR JR.
 BUDGET OFFICER V

Certified Correct:

 SUSAN C. SANCHEZ
 DIRECTOR II/CHEF ACCOUNTANT

Recommending Approval:

 NORBEN P. ESCULTURA
 DIRECTOR IV

Approved By:

 LISA GRACE S. BERSALES
 VICE-PRESIDENT FOR PLANNING AND FINANCE

SUMMARY

Department : State Universities and Col
 Agency : University of the Philippin
 Operating Unit : < not applicable >
 Organization Code (UACS) : 08 008 0000000
 Fund Cluster : 01 Regular Agency Fund
 (e.g. UACS Fund Cluster:

Particulars	UACS CODE	Disbursements					Balances				
		1st Quarter Ending March 31	2nd Quarter Ending June 30	3rd Quarter Ending Sept. 30	4th Quarter Ending Dec. 31	TOTAL	Unreleased Appropriations	Unobligated Allotments	Unpaid Obligations (15-20)=(23+24)		
		16	17	18	19	20=(16+17+18+19)			21=(5-10)	22=(10-15)	Due and Demandable
1	2	16	17	18	19	20=(16+17+18+19)	21=(5-10)	22=(10-15)	23	24	
SUMMARY		2,456,398,070.03	3,310,994,415.33	2,367,521,823.71	7,067,153,135.11	15,202,067,044.18	0	1,123,461,769.96	0	1,360,590,796.66	
A AGENCY SPECIFIC BUDGET		2,351,705,642.34	3,190,278,375.11	2,302,956,761.51	6,340,920,394.01	14,185,861,172.97	0	1,117,451,680.26	0	1,141,837,708.75	
Personnel Services		2,148,985,758.13	2,652,840,344.65	1,691,345,781.89	4,756,485,171.80	11,249,657,056.57	0.00	48,635,309.92	0.00	607,869,937.51	
Salaries and Wages	501010000	1,878,444,961.48	1,882,458,752.45	1,304,453,679.73	2,012,245,733.12	6,937,603,126.82	0.00	0.00	0.00	472,192,958.46	
Salaries and Wages - Regular	501010100	1,792,673,375.27	1,823,707,493.02	1,304,370,167.42	1,872,813,340.83	6,593,564,376.54	0.00	0.00	0.00	389,704,652.67	
Basic Salary - Civilian	501010101	1,792,673,375.27	1,823,707,493.02	1,304,370,167.42	1,872,813,340.83	6,593,564,376.54	0.00	0.00	0.00	389,704,652.67	
Salaries and Wages - Casual/Contractual	501010200	85,771,566.21	58,751,258.47	60,083,512.31	138,432,392.29	344,038,750.26	0.00	0.00	0.00	82,488,305.79	
Other Compensation	501020000	215,802,808.44	841,875,253.69	211,748,866.04	2,079,668,331.57	3,349,095,057.74	0.00	0.00	0.00	166,344,913.94	
Personal Economic Relief Allowance (PERA)	501020100	86,700,174.88	66,817,048.86	62,347,313.15	105,700,355.85	321,564,892.74	0.00	0.00	0.00	3,293,215.98	
PERA - Civilian	501020101	86,700,174.88	66,817,048.86	62,347,313.15	105,700,355.85	321,564,892.74	0.00	0.00	0.00	3,293,215.98	
Representation Allowance (RA)	501020200	14,745,337.28	13,093,854.28	12,548,549.10	34,068,793.77	75,256,504.43	0.00	0.00	0.00	2,785,220.28	
Transportation Allowance (TA)	501020300	15,010,258.98	14,138,363.87	15,734,825.92	46,327,978.54	91,211,425.31	0.00	0.00	0.00	6,670,250.35	
Transportation Allowance (TA)	501020301	15,010,258.98	14,138,363.87	15,734,825.92	46,327,978.54	91,211,425.31	0.00	0.00	0.00	6,670,250.35	
Clothing/Uniform Allowance	501020400	1,851,000.00	52,270,800.00	20,892,081.82	4,188,918.16	79,203,800.00	0.00	0.00	0.00	415,500.82	
Clothing/Uniform Allowance - Civilian	501020401	1,851,000.00	52,264,800.00	20,892,081.82	4,188,918.16	79,196,800.00	0.00	0.00	0.00	415,500.82	
Shoe Allowance - Civilian	501020402	0.00	6,000.00	0.00	0.00	6,000.00	0.00	0.00	0.00	0.00	
Subsistence Allowance (SA)	501020500	10,088,019.22	14,952,401.55	8,472,720.00	24,801,575.45	58,314,716.22	0.00	0.00	0.00	2,750.00	
Subsistence Allowance - Magna Carta Benefits for Science and Technology under R.A. 8439	501020502	27,300.00	0.00	4,950.00	36,450.00	68,700.00	0.00	0.00	0.00	0.00	
Subsistence Allowance - Magna Carta for Public Health Workers under R.A. 7305	501020503	10,060,719.22	14,952,401.55	8,467,770.00	24,765,125.45	58,246,016.22	0.00	0.00	0.00	2,750.00	
Laundry Allowance (LA)	501020600	1,975,935.15	1,995,117.55	304,633.07	3,895,901.75	8,171,587.52	0.00	0.00	0.00	87,195.72	
Laundry Allowance - Civilian	501020601	47,950.00	16,850.00	59,800.00	78,863.09	203,463.09	0.00	0.00	0.00	52,187.69	
Laundry Allowance - Magna Carta Benefits for Science and Technology under R.A. 8439	501020603	4,136.37	0.00	0.00	6,000.00	10,136.37	0.00	0.00	0.00	0.00	
Laundry Allowance - Magna Carta Benefits for Public Health Workers under R.A. 7305	501020604	1,923,848.78	1,978,267.55	244,833.07	3,811,038.66	7,957,988.06	0.00	0.00	0.00	35,026.63	
Honoraria	501021000	17,282,490.96	18,975,189.32	22,732,221.70	347,949,849.82	406,939,851.80	0.00	0.00	0.00	140,832,832.22	
Honoraria - Civilian	501021001	16,908,490.96	18,227,189.32	22,171,221.70	282,660,267.40	339,967,169.38	0.00	0.00	0.00	140,832,832.22	
Honoraria - Magna Carta Benefits for Science and Technology under R.A. 8439	501021003	374,000.00	748,000.00	561,000.00	21,131,000.00	22,814,000.00	0.00	0.00	0.00	0.00	
Honoraria - Magna Carta Benefits for Public Health Social Workers under R.A.7305	501021004	0.00	0.00	0.00	100,000.00	100,000.00	0.00	0.00	0.00	0.00	
Honoraria - Magna Carta Benefits for Public Social Workers under R.A. 8432	501021005	0.00	0.00	0.00	44,058,682.42	44,058,682.42	0.00	0.00	0.00	0.00	
Hazard Pay (HP)	501021100	64,739,127.07	99,239,339.13	62,628,075.47	205,889,848.33	432,494,390.00	0.00	0.00	0.00	1,673,704.90	
Hazard Pay	501021101	10,066.75	214,500.00	10,429,198.35	29,607,586.13	40,261,451.23	0.00	0.00	0.00	628,591.42	
Hazard Duty Pay - Civilian	501021102	0.00	1,916,000.00	2,053,269.43	57,000.00	4,026,269.43	0.00	0.00	0.00	505,000.00	
HP - Magna Carta Benefits for Science and Technology under R.A. 8439	501021104	105,287.22	0.00	0.00	0.00	105,287.22	0.00	0.00	0.00	0.00	
HP - Magna Carta Benefits for Public Health Workers under R.A. 7305	501021105	64,623,773.10	97,108,839.13	50,143,607.89	176,225,162.20	398,101,382.12	0.00	0.00	0.00	540,113.48	
Longevity Pay (LP)	501021200	0.00	0.00	266,652.20	213,935.79	480,587.99	0.00	0.00	0.00	360,033.32	
Longevity Pay - Civilian	501021201	0.00	0.00	266,652.20	213,935.79	480,587.99	0.00	0.00	0.00	360,033.32	
Overtime and Night Pay	501021300	3,401,864.90	4,337,725.08	1,232,108.39	7,451,921.02	16,423,619.39	0.00	0.00	0.00	2,321,553.44	
Overtime Pay	501021301	1,457,719.39	1,410,306.38	530,508.54	964,080.56	4,362,614.87	0.00	0.00	0.00	2,241,380.22	

SUMMARY

Department : State Universities and Col
 Agency : University of the Philippin
 Operating Unit : < not applicable >
 Organization Code (UACS) : 08 008 0000000
 Fund Cluster : 01 Regular Agency Fund
 (e.g. UACS Fund Cluster:

Particulars	UACS CODE	Disbursements					Balances				
		1st Quarter Ending March 31	2nd Quarter Ending June 30	3rd Quarter Ending Sept. 30	4th Quarter Ending Dec. 31	TOTAL	Unreleased Appropriations	Unobligated Allotments	Unpaid Obligations (15-20)=(23+24)		
		16	17	18	19	20=(16+17+18+19)			21=(5-10)	22=(10-15)	Due and Demandable
1	2	16	17	18	19	20	21	22	23	24	
Night-shift Differential Pay	5010213002	1,944,145.51	2,927,418.70	701,599.85	8,487,840.46	12,061,004.52	0.00	0.00	0.00	80,173.22	
Year End Bonus	5010214000	0.00	0.00	0.00	678,503,773.51	678,503,773.51	0.00	0.00	0.00	404,269.30	
Bonus - Civilian	5010214001	0.00	0.00	0.00	678,503,773.51	678,503,773.51	0.00	0.00	0.00	404,269.30	
Cash Grt	5010215000	0.00	0.00	0.00	68,820,432.20	68,820,432.20	0.00	0.00	0.00	23,000.00	
Cash Grt - Civilian	5010215001	0.00	0.00	0.00	68,820,432.20	68,820,432.20	0.00	0.00	0.00	23,000.00	
Other Bonuses and Allowances	5010299000	8,400.00	556,055,414.05	4,591,885.22	551,054,977.36	1,111,710,476.63	0.00	0.00	0.00	7,474,987.61	
Per Diems - Civilian	5010299001	0.00	6,167,466.75	1,862,139.66	51,795,982.57	59,825,589.98	0.00	0.00	0.00	1,359,310.13	
Special Duty Allowance - Civilian	5010299007	8,400.00	10,800.00	29,400.00	17,400.00	66,000.00	0.00	0.00	0.00	0.00	
Collective Negotiation Agreement Incentive - Civilian	5010299011	0.00	0.00	0.00	346,718,875.00	346,718,875.00	0.00	0.00	0.00	5,128,750.00	
Productivity Enhancement Incentive - Civilian	5010299012	0.00	0.00	0.00	51,894,774.21	51,894,774.21	0.00	0.00	0.00	26,000.00	
Mid-Year Bonus - Civilian	5010299036	0.00	549,877,147.30	2,700,145.56	100,629,945.58	653,207,238.44	0.00	0.00	0.00	960,927.48	
Personnel Benefits Contributions	5010300000	16,580,707.76	33,484,994.53	31,018,869.72	38,105,588.20	119,200,160.21	0.00	0.00	0.00	7,031,293.65	
Retirement and Life Insurance Premiums	5010301000	0.00	1,060,854.11	7,105,039.54	383,809.17	8,549,702.82	0.00	0.00	0.00	2,208,969.27	
Pag-IBIG Contributions	5010302000	1,482,300.00	3,832,200.00	5,169,500.15	4,678,100.00	15,142,100.15	0.00	0.00	0.00	988,652.44	
Pag-IBIG - Civilian	5010302001	1,482,300.00	3,832,200.00	5,169,500.15	4,678,100.00	15,142,100.15	0.00	0.00	0.00	988,652.44	
PhilHealth Contributions	5010303000	12,875,659.24	24,085,569.11	15,583,316.80	28,252,341.89	80,796,878.04	0.00	0.00	0.00	2,324,650.49	
PhilHealth - Civilian	5010303001	12,875,659.24	24,085,569.11	15,583,316.80	28,252,341.89	80,796,878.04	0.00	0.00	0.00	2,324,650.49	
Employees Compensation Insurance Premiums (ECIP)	5010304000	2,242,757.52	4,516,371.31	3,161,013.23	4,791,337.14	14,711,479.20	0.00	0.00	0.00	1,509,021.45	
ECIP - Civilian	5010304001	2,242,757.52	4,516,371.31	3,161,013.23	4,791,337.14	14,711,479.20	0.00	0.00	0.00	1,509,021.45	
Other Personnel Benefits	5010400000	30,157,462.45	95,011,343.94	84,124,366.50	626,495,518.91	843,758,711.80	0.00	48,635,309.92	0.00	162,300,771.48	
Terminal Leave Benefits	5010403000	13,300,892.79	18,738,595.26	25,257,077.92	59,527,487.76	116,824,053.75	0.00	48,635,309.92	0.00	61,113,672.13	
Terminal Leave Benefits - Civilian	5010403001	13,300,892.79	18,738,595.26	25,257,077.92	59,527,487.76	116,824,053.75	0.00	48,635,309.92	0.00	61,113,672.13	
Other Personnel Benefits	5010499000	24,856,569.66	76,272,748.68	58,867,288.58	566,938,031.15	728,934,658.05	0.00	0.00	0.00	101,187,099.33	
Lump-sum for Filing of Positions - Civilian	5010499007	0.00	0.00	0.00	71,898,000.00	71,898,000.00	0.00	0.00	0.00	0.00	
Lump-sum for Personnel Services	5010499009	0.00	62,331,233.65	17,172,435.57	23,496,526.52	103,000,195.74	0.00	0.00	0.00	24,265,380.16	
Lump-sum for Step Increments - Length of Service	5010499010	0.00	254,529.94	0.00	440,069.74	694,629.68	0.00	0.00	0.00	0.00	
Loyalty Award - Civilian	5010499015	1,135,000.00	0.00	0.00	1,165,000.00	2,300,000.00	0.00	0.00	0.00	0.00	
Other Personnel Benefits	5010499099	23,721,589.66	13,066,985.09	41,694,853.01	470,138,404.87	548,241,832.63	0.00	0.00	0.00	76,901,719.17	
Maintenance and Other Operating Expenses		202,719,884.21	237,438,030.46	354,410,979.52	1,481,435,222.21	2,276,004,116.40	0.00	690,416,370.36	0.00	333,967,771.24	
Traveling Expenses	5020100000	3,053,092.12	878,786.51	1,718,806.74	15,937,947.51	21,586,632.88	0.00	0.00	0.00	1,345,170.69	
Traveling Expenses - Local	5020101000	3,053,092.12	878,786.51	1,718,806.74	15,937,947.51	21,586,632.88	0.00	0.00	0.00	1,345,170.69	
Training and Scholarship Expenses	5020200000	1,709,360.07	5,238,939.49	3,361,480.76	71,168,464.33	81,458,244.62	0.00	0.00	0.00	11,478,093.20	
Training Expenses	5020201000	439,236.07	294,128.94	1,525,691.80	33,594,906.69	35,853,963.52	0.00	0.00	0.00	3,876,157.19	
ICT Training Expenses	5020201001	0.00	0.00	0.00	499,000.00	499,000.00	0.00	0.00	0.00	0.00	
Training Expenses	5020201002	439,236.07	294,128.94	1,525,691.80	33,095,906.69	35,354,963.52	0.00	0.00	0.00	3,876,157.19	
Scholarship Grants/Expenses	5020202000	1,270,124.00	4,944,810.50	1,835,788.96	37,573,577.64	45,644,281.10	0.00	0.00	0.00	7,601,936.01	
Supplies and Materials Expenses	5020300000	3,506,743.88	18,942,216.16	99,777,641.27	568,410,593.24	690,637,197.73	0.00	271,440,321.00	0.00	158,267,188.71	
Office Supplies Expenses	5020301000	1,545,804.11	1,823,625.04	4,405,759.21	146,929,673.14	154,705,268.50	0.00	0.00	0.00	12,660,731.46	
ICT Office Supplies	5020301001	75,942.83	77,088.37	384,647.00	1,030,761.05	1,568,439.25	0.00	0.00	0.00	872,234.35	
Office Supplies Expenses	5020301002	1,469,861.28	1,746,536.67	4,021,112.21	145,898,912.09	153,136,829.25	0.00	0.00	0.00	11,808,497.11	

SUMMARY

Department : State Universities and Col
 Agency : University of the Philippin
 Operating Unit : < not applicable >
 Organization Code (UACS) : 08 008 0000000
 Fund Cluster : 01 Regular Agency Fund
 (e.g. UACS Fund Cluster:

Particulars	UACS CODE	Disbursements					Balances				
		1st Quarter Ending March 31	2nd Quarter Ending June 30	3rd Quarter Ending Sept. 30	4th Quarter Ending Dec. 31	TOTAL	Unreleased Appropriations	Unobligated Allotments	Unpaid Obligations (15-20)=(23+24)		
		16	17	18	19	20=(16+17+18+19)			21=(5-10)	22=(10-15)	Due and Demandable
1	2	16	17	18	19	20=(16+17+18+19)	21=(5-10)	22=(10-15)	23	24	
Accountable Forms Expenses	5020302000	37,275.27	9,600.00	51,491.50	205,831.33	304,198.10	0.00	0.00	0.00	10,756.26	
Animal/Zoological Supplies Expenses	5020304000	0.00	12,425.00	0.00	114,390.00	126,815.00	0.00	0.00	0.00	0.00	
Food Supplies Expenses	5020305000	2,270.60	5,843,814.53	10,872,082.38	44,775,999.19	61,294,166.68	0.00	0.00	0.00	1,128,289.00	
Drugs and Medicines Expenses	5020307000	1,050.00	0.00	791,661.65	62,032,487.93	62,825,199.58	0.00	271,440,321.00	0.00	75,933,744.98	
Medical, Dental and Laboratory Supplies Expenses	5020308000	42,408.10	6,320,924.00	73,791,896.59	213,000,741.05	293,161,959.74	0.00	0.00	0.00	13,306,170.71	
Fuel, Oil and Lubricants Expenses	5020309000	570,247.99	484,512.62	2,224,080.55	4,406,763.35	7,965,004.48	0.00	0.00	0.00	278,305.55	
Agricultural and Marine Supplies Expenses	5020310000	16,748.17	54,699.00	103,465.00	3,189,789.00	3,364,702.17	0.00	0.00	0.00	0.00	
Chemical and Filtering Supplies Expenses	5020313000	11,921.16	24,488.64	60,898.44	1,864,984.60	1,962,292.84	0.00	0.00	0.00	0.00	
Semi-Expendable Machinery and Equipment Expenses	5020321000	69,261.08	166,159.95	565,277.79	9,860,045.52	10,690,744.34	0.00	0.00	0.00	829,963.44	
Semi-Expendable Machinery and Equipment Expenses	5020321000	0.00	0.00	0.00	357,558.21	357,558.21	0.00	0.00	0.00	0.00	
Machinery	5020321001	0.00	0.00	0.00	41,806.00	41,806.00	0.00	0.00	0.00	0.00	
Office Equipment	5020321002	15,687.16	14,319.29	52,783.75	957,282.05	1,040,072.25	0.00	0.00	0.00	232,552.00	
Information and Communications Technology Equipment	5020321003	17,304.98	21,736.66	278,664.04	5,143,903.43	5,461,609.11	0.00	0.00	0.00	513,078.44	
Agricultural and Forestry Equipment	5020321004	0.00	0.00	13,600.00	17,950.00	31,850.00	0.00	0.00	0.00	0.00	
Communications Equipment	5020321007	0.00	0.00	30,785.00	1,204,513.92	1,235,298.92	0.00	0.00	0.00	12,360.00	
Disaster Response and Rescue Equipment	5020321008	0.00	0.00	0.00	10,700.00	10,700.00	0.00	0.00	0.00	0.00	
Medical Equipment	5020321010	0.00	20,800.00	26,436.00	41,600.00	86,836.00	0.00	0.00	0.00	71,975.00	
Technical and Scientific Equipment	5020321013	0.00	0.00	29,600.00	230,491.00	260,091.00	0.00	0.00	0.00	0.00	
Other Machinery and Equipment	5020321099	66,268.94	109,304.00	133,109.00	1,854,240.91	2,162,922.85	0.00	0.00	0.00	0.00	
Semi-Expendable Furniture, Fixtures and Books Expenses	5020322000	13,976.00	84,936.00	54,874.18	6,815,399.78	6,969,185.96	0.00	0.00	0.00	1,581,275.56	
Semi-Expendable Furniture, Fixtures and Books Expenses	5020322000	0.00	65,736.00	31,000.00	696,155.00	992,891.00	0.00	0.00	0.00	0.00	
Furniture and Fixtures	5020322001	13,976.00	19,200.00	19,600.00	5,919,244.78	5,972,020.78	0.00	0.00	0.00	1,451,724.00	
Books	5020322002	0.00	0.00	4,274.18	0.00	4,274.18	0.00	0.00	0.00	128,551.56	
Other Supplies and Materials Expenses	5020399000	665,779.61	4,130,831.38	7,056,165.00	75,214,288.35	87,267,064.34	0.00	0.00	0.00	53,517,651.81	
Utility Expenses	5020400000	79,422,930.35	71,241,856.04	97,808,365.01	103,981,918.41	352,455,069.81	0.00	0.00	0.00	22,155,570.71	
Water Expenses	5020401000	25,839,072.59	41,450,499.24	49,279,303.98	64,609,482.76	181,378,358.57	0.00	0.00	0.00	12,450,120.84	
Electricity Expenses	5020402000	53,583,857.76	29,791,356.80	48,529,061.03	39,172,435.65	171,076,711.24	0.00	0.00	0.00	9,705,449.87	
Communication Expenses	5020500000	4,809,107.70	17,107,790.31	19,809,722.41	143,284,545.48	184,811,165.90	0.00	0.00	0.00	8,042,990.03	
Postage and Courier Services	5020501000	71,817.82	90,502.46	243,647.84	825,771.62	1,231,739.56	0.00	0.00	0.00	474,036.72	
Telephone Expenses	5020502000	1,813,286.50	1,897,541.87	6,334,379.29	6,629,807.16	16,475,014.78	0.00	0.00	0.00	6,569,795.10	
Mobile	5020502001	200,288.19	448,866.47	914,383.70	1,357,434.15	2,920,952.51	0.00	0.00	0.00	207,743.23	
Landline	5020502002	1,612,998.31	1,248,675.40	5,420,015.59	5,272,373.01	13,554,062.27	0.00	0.00	0.00	6,362,051.87	
Internet Subscription Expenses	5020503000	2,918,867.25	15,315,245.96	13,025,995.52	135,820,866.70	167,080,975.43	0.00	0.00	0.00	999,158.21	
Cable, Satellite, Telegraph and Radio Expenses	5020504000	5,136.13	4,500.00	5,700.00	8,100.00	23,436.13	0.00	0.00	0.00	0.00	
Awards/Rewards and Prizes	5020600000	46,057,730.11	31,085,988.00	10,828,188.00	16,919,104.99	104,891,010.20	0.00	0.00	0.00	2,620,316.64	
Awards/Rewards Expenses	5020601000	46,057,730.11	31,085,988.00	10,828,188.00	16,919,120.34	104,879,026.45	0.00	0.00	0.00	2,606,406.64	
Awards/Rewards Expenses	5020601001	45,169,730.11	31,085,988.00	10,708,188.00	16,915,120.34	103,879,026.45	0.00	0.00	0.00	2,562,406.64	
Rewards and Incentives	5020601002	888,000.00	0.00	120,000.00	0.00	1,008,000.00	0.00	0.00	0.00	44,000.00	
Prizes	5020602000	0.00	0.00	0.00	3,983.75	3,983.75	0.00	0.00	0.00	13,910.00	

SUMMARY

Department : State Universities and Col
 Agency : University of the Philippin
 Operating Unit : < not applicable >
 Organization Code (UACS) : 08 008 0000000
 Fund Cluster : 01 Regular Agency Fund
 (e.g. UACS Fund Cluster:

Particulars	UACS CODE	Disbursements					Balances				
		1st Quarter Ending March 31	2nd Quarter Ending June 30	3rd Quarter Ending Sept. 30	4th Quarter Ending Dec. 31	TOTAL	Unreleased Appropriations	Unobligated Allotments	Unpaid Obligations (15-20)=(23+24)		
		16	17	18	19	20=(16+17+18+19)			Due and Demandable	Not Yet Due and Demandable	
1	2	16	17	18	19	20	21=(5-10)	22=(10-15)	23	24	
Survey, Research, Exploration and Development Expenses	5020700000	242,079.72	2,677,048.08	1,520,373.45	8,134,162.96	10,573,664.21	0.00	0.00	0.00	120,000.00	
Research, Exploration and Development Expenses	5020702000	242,079.72	2,677,048.08	1,520,373.45	8,134,162.96	10,573,664.21	0.00	0.00	0.00	120,000.00	
Research, Exploration and Development Expenses	5020702002	242,079.72	2,677,048.08	1,520,373.45	8,134,162.96	10,573,664.21	0.00	0.00	0.00	120,000.00	
Confidential, Intelligence and Extraordinary Expenses	5021009000	30,460.00	33,885.35	33,369.75	534,474.15	632,189.25	0.00	0.00	0.00	4,956,829.59	
Extraordinary and Miscellaneous Expenses	5021003000	30,460.00	33,885.35	33,369.75	534,474.15	632,189.25	0.00	0.00	0.00	4,956,829.59	
Professional Services	5021100000	1,972,900.81	1,560,415.58	2,549,882.12	26,103,960.48	32,185,404.79	0.00	0.00	0.00	6,385,855.95	
Legal Services	5021101000	1,062.50	1,450.00	1,800.00	1,500.00	5,912.50	0.00	0.00	0.00	38,100.00	
Auditing Services	5021102000	22,369.50	0.00	62,603.76	83,459.98	168,424.24	0.00	0.00	0.00	23,118.00	
Consultancy Services	5021103000	0.00	0.00	0.00	48,500.00	48,500.00	0.00	0.00	0.00	0.00	
ICT Consultancy Services	5021103001	0.00	0.00	0.00	48,500.00	48,500.00	0.00	0.00	0.00	0.00	
Other Professional Services	5021199000	1,948,577.61	1,558,965.58	2,484,878.36	25,972,348.50	31,984,568.05	0.00	0.00	0.00	6,324,637.95	
General Services	5021200000	43,901,343.10	70,167,857.80	79,418,302.24	138,894,434.53	332,381,937.67	0.00	0.00	0.00	43,638,271.75	
Environment/Sanitary Services	5021201000	150.00	4,150.00	300.00	1,422,058.42	1,426,658.42	0.00	0.00	0.00	88,672.78	
Janitorial Services	5021202000	1,281,634.72	9,661,668.35	6,441,971.18	9,904,423.93	27,289,698.18	0.00	0.00	0.00	7,646,606.81	
Security Services	5021203000	6,576,223.42	17,998,413.19	22,688,558.48	45,526,218.28	92,789,413.37	0.00	0.00	0.00	13,125,919.00	
Other General Services	5021299000	36,043,334.96	42,503,626.26	50,287,472.60	82,041,733.90	210,876,167.72	0.00	0.00	0.00	22,777,073.16	
Other General Services - ICT Services	5021299001	0.00	0.00	29,394.00	0.00	29,394.00	0.00	0.00	0.00	0.00	
Other General Services	5021299099	36,043,334.96	42,503,626.26	50,258,078.60	82,041,733.90	210,846,773.72	0.00	0.00	0.00	22,777,073.16	
Repairs and Maintenance	5021300000	2,686,979.88	7,183,139.60	10,884,209.91	34,317,459.95	55,071,780.48	0.00	0.00	0.00	26,635,656.48	
Repairs and Maintenance - Land Improvements	5021302000	0.00	2,500.00	0.00	0.00	2,500.00	0.00	0.00	0.00	6,800.00	
Aquaculture Structures	5021302001	0.00	2,500.00	0.00	0.00	2,500.00	0.00	0.00	0.00	6,800.00	
Repairs and Maintenance - Infrastructure Assets	5021303000	0.00	0.00	0.00	0.00	0.00	0.00	0.00	0.00	2,385,743.09	
Other Infrastructure Assets	5021303099	0.00	0.00	0.00	0.00	0.00	0.00	0.00	0.00	2,385,743.09	
Repairs and Maintenance - Buildings and Other Structures	5021304000	230,979.58	659,214.27	672,148.71	18,291,341.13	19,853,683.69	0.00	0.00	0.00	22,115,093.51	
Buildings	5021304001	195,020.23	615,338.27	284,122.39	6,393,253.30	7,487,734.19	(27,959,639.00)	0.00	0.00	2,094,666.62	
School Buildings	5021304002	34,629.35	43,876.00	388,026.32	7,347,965.29	7,814,499.96	27,959,639.00	0.00	0.00	19,533,431.89	
Hotels and Dormitories	5021304008	0.00	0.00	0.00	0.00	0.00	0.00	0.00	0.00	383,211.00	
Other Structures	5021304099	1,330.00	0.00	0.00	4,550,122.54	4,551,452.54	0.00	0.00	0.00	103,784.00	
Repairs and Maintenance - Machinery and Equipment	5021305000	2,157,468.33	6,453,722.33	9,564,489.55	10,248,303.89	28,423,984.10	0.00	0.00	0.00	469,788.35	
Machinery	5021305001	0.00	1,380.00	0.00	55,567.10	56,947.10	0.00	0.00	0.00	3,960.90	
Office Equipment	5021305002	56,420.00	105,309.00	323,808.00	674,794.30	1,160,331.30	0.00	0.00	0.00	72,913.00	
Information and Communication Technology Equipment	5021305003	3,100.00	7,950.00	11,900.00	313,284.24	336,234.24	0.00	0.00	0.00	299,804.45	
Communication Equipment	5021305007	0.00	0.00	8,020.00	18,190.00	26,210.00	0.00	0.00	0.00	11,090.00	
Construction and Heavy Equipment	5021305008	0.00	0.00	0.00	28,522.00	28,522.00	0.00	0.00	0.00	0.00	
Medical Equipment	5021305011	0.00	0.00	3,899.25	0.00	3,899.25	0.00	0.00	0.00	0.00	
Technical and Scientific Equipment	5021305014	400.00	0.00	32,625.22	2,450,290.34	2,483,315.56	0.00	0.00	0.00	0.00	
Other Machinery and Equipment	5021305099	2,097,548.33	6,339,083.33	9,183,917.08	6,707,655.91	24,328,204.65	0.00	0.00	0.00	82,320.00	
Repairs and Maintenance - Transportation Equipment	5021306000	278,136.24	67,703.00	536,243.65	5,417,229.58	6,301,312.47	0.00	0.00	0.00	699,526.53	
Motor Vehicles	5021306001	278,136.24	67,703.00	445,626.85	4,689,007.58	5,486,473.47	0.00	0.00	0.00	699,526.53	
Other Transportation Equipment	5021306099	0.00	0.00	92,617.00	728,222.00	820,839.00	0.00	0.00	0.00	0.00	

SUMMARY

Department : State Universities and Col
 Agency : University of the Philippin
 Operating Unit : < not applicable >
 Organization Code (UACS) : 08 008 0000000
 Fund Cluster : 01 Regular Agency Fund
 (e.g. UACS Fund Cluster:

Particulars	UACS CODE	Disbursements					Balances				
		1st Quarter Ending March 31	2nd Quarter Ending June 30	3rd Quarter Ending Sept. 30	4th Quarter Ending Dec. 31	TOTAL	Unreleased Appropriations	Unobligated Allotments	Unpaid Obligations (15-20)=(23+24)		
		16	17	18	19	20=(16+17+18+19)			21=(5-10)	22=(10-15)	Due and Demandable
1	2	16	17	18	19	20	21	22	23	24	
Repairs and Maintenance - Furniture and Fixtures	5021307000	0.00	0.00	58,401.00	241,709.75	300,110.75	0.00	0.00	0.00	734,020.00	
Repairs and Maintenance - Semi-Expendable Machinery and Office Equipment	5021321000	20,386.83	0.00	31,717.00	8,049.00	58,152.83	0.00	0.00	0.00	224,685.00	
Office Equipment	5021321002	0.00	0.00	12,830.00	1,950.00	14,780.00	0.00	0.00	0.00	29,105.00	
Information and Communications Technology Equipment	5021321003	20,386.83	0.00	0.00	3,969.00	24,355.83	0.00	0.00	0.00	11,475.00	
Technical and Scientific Equipment	5021321013	0.00	0.00	0.00	0.00	0.00	0.00	0.00	0.00	90,985.00	
Other Machinery and Equipment	5021321099	0.00	0.00	18,887.00	130.00	19,017.00	0.00	0.00	0.00	93,120.00	
Repairs and Maintenance - Semi-Expendable Furniture, Furniture and Fixtures	5021322000	0.00	0.00	19,230.00	112,826.64	132,056.64	0.00	0.00	0.00	0.00	
Financial Assistance/Subsidy	5021400000	0.00	0.00	0.00	135,747,000.00	135,747,000.00	0.00	365,506,000.00	0.00	0.00	
Subsidies - Others	5021499000	0.00	0.00	0.00	135,747,000.00	135,747,000.00	0.00	365,506,000.00	0.00	0.00	
Taxes, Insurance Premiums and Other Fees	5021500000	11,150,954.87	5,122,069.87	5,697,746.51	2,499,960.36	24,670,732.61	0.00	0.00	0.00	4,468,965.30	
Taxes, Duties and Licenses	5021501000	0.00	0.00	0.00	0.00	0.00	0.00	0.00	0.00	0.00	
Taxes, Duties and Licenses	5021501001	0.00	0.00	0.00	0.00	0.00	0.00	0.00	0.00	0.00	
Fidelity Bond Premiums	5021502000	418,988.69	223,106.25	210,213.75	374,117.25	1,226,427.94	0.00	0.00	0.00	1,500.00	
Insurance Expenses	5021503000	10,731,966.18	4,898,952.62	5,687,532.76	2,125,443.11	23,443,894.67	0.00	0.00	0.00	4,447,465.30	
Other Maintenance and Operating Expenses	5029900000	4,177,111.52	6,200,046.70	20,983,714.35	217,501,630.68	248,862,503.25	0.00	53,470,049.36	0.00	42,872,862.19	
Advertising Expenses	5029901000	4,374.00	2,400.00	36,542.00	10,187.00	53,503.00	0.00	0.00	0.00	55,500.00	
Printing and Publication Expenses	5029902000	290,381.56	226,529.85	672,606.58	4,632,999.09	5,822,717.08	0.00	0.00	0.00	2,242,342.35	
Representation Expenses	5029903000	1,097,961.61	1,355,925.69	1,726,821.59	22,963,755.02	27,164,463.91	0.00	0.00	0.00	2,034,161.00	
Transportation and Delivery Expenses	5029904000	56,121.50	28,092.50	33,472.00	225,008.45	342,694.45	0.00	0.00	0.00	184,962.87	
Rent/Lease Expenses	5029905000	299,050.00	163,685.62	827,892.00	827,205.88	2,117,833.50	0.00	0.00	0.00	388,321.63	
Rents - Building and Structures	5029905001	171,450.00	145,640.62	229,120.00	169,640.00	715,850.62	0.00	0.00	0.00	43,599.13	
Rents - Land	5029905002	0.00	0.00	67,500.00	0.00	67,500.00	0.00	0.00	0.00	67,500.00	
Rents - Motor Vehicles	5029905003	7,700.00	7,500.00	350,600.00	218,750.00	584,550.00	0.00	0.00	0.00	198,000.00	
Rents - Equipment	5029905004	119,900.00	6,340.00	170,672.00	400,555.88	697,467.88	0.00	0.00	0.00	77,222.50	
Rents - Living Quarters	5029905005	0.00	4,205.00	10,000.00	38,260.00	52,465.00	0.00	0.00	0.00	2,000.00	
Membership Dues and Contributions to Organizations	5029906000	157,253.66	1,448,680.33	254,797.93	1,638,977.17	3,499,809.09	0.00	0.00	0.00	0.00	
Subscription Expenses	5029907000	32,757.14	285,556.10	5,017,983.99	76,929,766.65	82,266,063.88	0.00	0.00	0.00	323,553.51	
ICT Software Subscription	5029907001	0.00	276,992.00	4,968,365.87	50,650,519.80	55,895,877.67	0.00	0.00	0.00	122,071.51	
Data Center Service	5029907002	0.00	0.00	0.00	1,228.38	1,228.38	0.00	0.00	0.00	0.00	
Cloud Computing Service	5029907003	762.99	0.00	27,500.00	39,714.00	67,976.99	0.00	0.00	0.00	0.00	
Library and Other Reading Materials Subscription Expenses	5029907004	11,036.15	2,850.10	4,538.75	6,170.75	24,595.75	0.00	0.00	0.00	0.00	
Other Subscription Expenses	5029907099	20,958.00	5,714.00	17,579.57	26,232,133.72	26,276,385.29	0.00	0.00	0.00	261,462.00	
Donations	5029908000	0.00	0.00	0.00	0.00	0.00	0.00	0.00	0.00	0.00	
Other Maintenance and Operating Expenses	5029999000	2,239,212.05	2,688,676.61	12,413,368.26	110,253,731.45	127,585,318.37	0.00	53,470,049.36	0.00	37,644,020.73	
Website Maintenance	5029999001	10,000.00	0.00	0.00	0.00	10,000.00	0.00	0.00	0.00	0.00	
Other Maintenance and Operating Expenses	5029999099	2,229,212.05	2,688,676.61	12,413,368.26	110,253,731.45	127,585,318.37	0.00	53,470,049.36	0.00	37,644,020.73	
Capital Outlays		0.00	300,000,000.00	257,200,000.00	103,000,000.00	660,200,000.00	0.00	378,400,000.00	0.00	0.00	
Property, Plant and Equipment Outlay	5060400000	0.00	300,000,000.00	257,200,000.00	103,000,000.00	660,200,000.00	0.00	378,400,000.00	0.00	0.00	

SUMMARY

Department : State Universities and Col
 Agency : University of the Philippin
 Operating Unit : < not applicable >
 Organization Code (UACS) : 08 008 0000000
 Fund Cluster : 01 Regular Agency Fund
 (e.g. UACS Fund Cluster:

Particulars	UACS CODE	Disbursements					Balances				
		1st Quarter Ending March 31	2nd Quarter Ending June 30	3rd Quarter Ending Sept. 30	4th Quarter Ending Dec. 31	TOTAL	Unreleased Appropriations	Unobligated Allotments	Unpaid Obligations (15-20)=(23+24)		
		16	17	18	19	20=(16+17+18+19)			21=(5-10)	22=(10-15)	Due and Demandable
1	2	16	17	18	19	20	21	22	23	24	
Land Improvements Outlay	5060402000	0.00	0.00	0.00	0.00	0.00	0.00	0.00	0.00	0.00	0.00
Other Land Improvements	5060402099	0.00	0.00	0.00	0.00	0.00	0.00	0.00	0.00	0.00	0.00
Infrastructure Outlay	5060403000	0.00	0.00	0.00	0.00	0.00	0.00	0.00	0.00	0.00	0.00
Road Networks	5060403001	0.00	0.00	0.00	0.00	0.00	0.00	0.00	0.00	0.00	0.00
Communication Networks	5060403006	0.00	0.00	0.00	0.00	0.00	0.00	0.00	0.00	0.00	0.00
Buildings and Other Structures	5060404000	0.00	300,000,000.00	257,200,000.00	103,000,000.00	660,200,000.00	0.00	0.00	0.00	0.00	0.00
Buildings	5060404001	0.00	300,000,000.00	0.00	0.00	300,000,000.00	0.00	0.00	0.00	0.00	0.00
School Buildings	5060404002	0.00	0.00	0.00	0.00	0.00	0.00	0.00	0.00	0.00	0.00
Hospitals and Health Centers	5060404003	0.00	0.00	137,500,000.00	0.00	137,500,000.00	0.00	0.00	0.00	0.00	0.00
Hostels and Dormitories	5060404006	0.00	0.00	0.00	0.00	0.00	0.00	0.00	0.00	0.00	0.00
Other Structures	5060404099	0.00	0.00	119,700,000.00	103,000,000.00	222,700,000.00	0.00	0.00	0.00	0.00	0.00
Machinery and Equipment Outlay	5060405000	0.00	0.00	0.00	0.00	0.00	0.00	378,400,000.00	0.00	0.00	0.00
Medical Equipment	5060405011	0.00	0.00	0.00	0.00	0.00	0.00	378,400,000.00	0.00	0.00	0.00
Technical and Scientific Equipment	5060405014	0.00	0.00	0.00	0.00	0.00	0.00	0.00	0.00	0.00	0.00
Other Machinery and Equipment	5060405099	0.00	0.00	0.00	0.00	0.00	0.00	0.00	0.00	0.00	0.00
Transportation Equipment Outlay	5060406000	0.00	0.00	0.00	0.00	0.00	0.00	0.00	0.00	0.00	0.00
Motor Vehicles	5060406001	0.00	0.00	0.00	0.00	0.00	0.00	0.00	0.00	0.00	0.00
Furniture, Fixtures and Books Outlay	5060407000	0.00	0.00	0.00	0.00	0.00	0.00	0.00	0.00	0.00	0.00
Furniture and Fixtures	5060407001	0.00	0.00	0.00	0.00	0.00	0.00	0.00	0.00	0.00	0.00
B. AUTOMATIC APPROPRIATIONS		102,533,134.69	47,864,905.36	6,163,725.04	61,726,894.25	218,288,659.34	0	0.00	0	5,342,705.66	
Retirement and Life Insurance Premiums		102,533,134.69	47,864,905.36	6,163,725.04	61,726,894.25	218,288,659.34	0.00	0.00	0.00	5,342,705.66	
C. SPECIAL PURPOSE FUNDS		2,159,293.00	72,850,934.86	58,401,137.16	664,505,848.85	797,917,211.87	0.00	6,010,089.88	0.00	241,905,454.13	
Customs duties and taxes, including tax expenditures		0.00	0.00	0.00	0.00	0.00	0.00	0.00	0.00	234,982.00	
Taxes, Insurance Premiums and Other Fees	5021500900	0.00	0.00	0.00	0.00	0.00	0.00	0.00	0.00	234,982.00	
Taxes, Duties and Licenses	5021501001	0.00	0.00	0.00	0.00	0.00	0.00	0.00	0.00	234,982.00	
Miscellaneous Personnel Benefits Fund		2,159,293.00	71,594,684.86	44,852,163.28	429,694,456.23	548,100,597.37	0.00	0.00	0.00	74,237,086.63	
Salaries and Wages	5010100900	2,159,293.00	65,890,877.86	30,931,001.20	216,216,481.43	315,197,653.49	0.00	0.00	0.00	71,983,746.49	
Salaries and Wages - Casual/Contractual		2,159,293.00	65,890,877.86	30,931,001.20	216,216,481.43	315,197,653.49	0.00	0.00	0.00	71,983,746.49	
Basic Salary - Civilian	5010101061	2,159,293.00	65,784,829.77	30,377,363.35	215,268,850.93	313,530,337.05	0.00	0.00	0.00	71,900,870.69	
Salaries and Wages - Casual/Contractual	5010102000	0.00	106,048.09	553,637.85	1,007,630.50	1,867,316.44	0.00	0.00	0.00	83,075.80	
Other Compensation	5010200000	0.00	5,703,807.00	13,721,162.08	48,804,415.01	68,229,384.09	0.00	0.00	0.00	2,113,155.14	
Other Bonuses and Allowances		0.00	5,703,807.00	13,721,162.08	48,804,415.01	68,229,384.09	0.00	0.00	0.00	2,113,155.14	
PERA - Civilian	5010201001	0.00	0.00	295,615.08	112,321.09	407,936.17	0.00	0.00	0.00	92,000.00	
Honoraria - Civilian	5010210001	0.00	0.00	0.00	0.00	0.00	0.00	0.00	0.00	1,459,744.41	
Bonus - Civilian	5010214001	0.00	0.00	0.00	42,827,825.27	42,827,825.27	0.00	0.00	0.00	561,410.73	
Performance Based Bonus - Civilian	5010299014	0.00	0.00	0.00	3,485,121.00	3,485,121.00	0.00	0.00	0.00	0.00	
Mid-Year Bonus - Civilian	5010299036	0.00	5,703,807.00	13,425,547.00	578,347.65	19,708,701.65	0.00	0.00	0.00	0.00	
Personnel Benefit Contributions	5010300000	0.00	0.00	0.00	0.00	0.00	0.00	0.00	0.00	140,185.00	
Retirement and Life Insurance Premiums	5010301000	0.00	0.00	0.00	0.00	0.00	0.00	0.00	0.00	0.00	
Pag-IBIG - Civilian	5010302001	0.00	0.00	0.00	0.00	0.00	0.00	0.00	0.00	800.00	

SUMMARY

Department : State Universities and Col
 Agency : University of the Philippin
 Operating Unit : < not applicable >
 Organization Code (UACS) : 08 008 0000000
 Fund Cluster : 01 Regular Agency Fund
 (e.g. UACS Fund Cluster:

Particulars	UACS CODE	Disbursements					Balances				
		1st Quarter Ending March 31	2nd Quarter Ending June 30	3rd Quarter Ending Sept. 30	4th Quarter Ending Dec. 31	TOTAL	Unreleased Appropriations	Unobligated Allotments	Unpaid Obligations (15-20)=(21+24)		
		16	17	18	19	20=(16+17+18+19)			21=(5-10)	22=(10-15)	Due and Demandable
1	2	16	17	18	19	20=(16+17+18+19)	21=(5-10)	22=(10-15)	23	24	
PhilHealth - Civilian	5010303001	0.00	0.00	0.00	0.00	0.00	0.00	0.00	0.00	0.00	138,485.00
ECIP - Civilian	5010304001	0.00	0.00	0.00	0.00	0.00	0.00	0.00	0.00	0.00	900.00
Other Personnel Benefits	5010400000	0.00	0.00	0.00	166,673,559.79	166,673,559.79	0.00	0.00	0.00	0.00	0.00
Terminal Leave Benefits - Civilian	5010403001	0.00	0.00	0.00	166,673,559.79	166,673,559.79	0.00	0.00	0.00	0.00	0.00
Lump-sum for Compensation Adjustment	5010496006	0.00	0.00	0.00	166,673,559.79	166,673,559.79	0.00	0.00	0.00	0.00	0.00
Lump-sum for Filing of Positions - Civilian	5010496007	0.00	0.00	0.00	0.00	0.00	0.00	0.00	0.00	0.00	0.00
Section 4(v), Republic Act No. 11469		0.00	1,256,250.00	13,748,973.88	232,561,390.62	247,566,614.50	0.00	0.00	0.00	0.00	152,433,385.50
Training and Scholarship Expenses	5020200000	0.00	0.00	0.00	0.00	0.00	0.00	0.00	0.00	0.00	0.00
Training Expenses	5020201002	0.00	0.00	0.00	0.00	0.00	0.00	0.00	0.00	0.00	0.00
Supplies and Materials Expenses	5020300000	0.00	0.00	985,555.00	194,591,515.80	195,577,070.80	0.00	0.00	0.00	0.00	0.00
Office Supplies Expenses	5020301002	0.00	0.00	0.00	555,750.00	555,750.00	0.00	0.00	0.00	0.00	50,288,363.50
Food Supplies Expenses	5020305000	0.00	0.00	985,555.00	41,550.00	1,027,105.00	0.00	0.00	0.00	0.00	54,400.00
Drugs and Medicines Expenses	5020307000	0.00	0.00	0.00	9,906,853.80	9,906,853.80	0.00	0.00	0.00	0.00	0.00
Medical, Dental and Laboratory Supplies Expenses	5020308000	0.00	0.00	0.00	182,219,584.00	182,219,584.00	0.00	0.00	0.00	0.00	4,800,000.00
Chemical and Filtering Supplies Expenses	5020313000	0.00	0.00	0.00	0.00	0.00	0.00	0.00	0.00	0.00	45,404,103.50
Medical Equipment	5020321010	0.00	0.00	0.00	187,750.00	187,750.00	0.00	0.00	0.00	0.00	0.00
Other Machinery and Equipment	5020321099	0.00	0.00	0.00	490,490.00	490,490.00	0.00	0.00	0.00	0.00	0.00
Other Supplies and Materials Expenses	5020399000	0.00	0.00	0.00	1,189,538.00	1,189,538.00	0.00	0.00	0.00	0.00	10,360.00
Utility Expenses	5020400000	0.00	0.00	3,471,200.07	0.00	3,471,200.07	0.00	0.00	0.00	0.00	19,500.00
Water Expenses	5020401000	0.00	0.00	3,250,004.84	0.00	3,250,004.84	0.00	0.00	0.00	0.00	0.00
Electricity Expenses	5020402000	0.00	0.00	221,195.23	0.00	221,195.23	0.00	0.00	0.00	0.00	0.00
Other Maintenance and Operating Expenses	5029900000	0.00	1,256,250.00	9,292,218.81	35,179,896.82	45,728,365.63	0.00	0.00	0.00	0.00	0.00
Rent/Lease Expenses		0.00	1,256,250.00	9,292,218.81	35,179,896.82	45,728,365.63	0.00	0.00	0.00	0.00	0.00
Rents - Motor Vehicles	5029905003	0.00	0.00	6,216,718.81	15,434,945.16	21,651,663.97	0.00	0.00	0.00	0.00	0.00
Rents - Living Quarters	5029905005	0.00	1,256,250.00	3,075,500.00	19,744,951.66	24,076,701.66	0.00	0.00	0.00	0.00	0.00
Property, Plant and Equipment Outlay	5060400000	0.00	0.00	0.00	2,789,978.00	2,789,978.00	0.00	0.00	0.00	0.00	0.00
Machinery and Equipment Outlay		0.00	0.00	0.00	2,789,978.00	2,789,978.00	0.00	0.00	0.00	0.00	102,145,022.00
Other Structures	5060404099	0.00	0.00	0.00	0.00	0.00	0.00	0.00	0.00	0.00	102,145,022.00
Information and Communication Technology Equipment	5060405003	0.00	0.00	0.00	0.00	0.00	0.00	0.00	0.00	0.00	0.00
Medical Equipment	5080405011	0.00	0.00	0.00	2,789,978.00	2,789,978.00	0.00	0.00	0.00	0.00	30,000,000.00
Bayanhan to Recover as One Act		0.00	0.00	0.00	2,250,000.00	2,250,000.00	0.00	6,010,089.68	0.00	0.00	72,145,022.00
Other Compensation	5010200000	0.00	0.00	0.00	0.00	0.00	0.00	268,800.00	0.00	0.00	6,739,910.32
Honoraria		0.00	0.00	0.00	0.00	0.00	0.00	268,800.00	0.00	0.00	-
Honoraria - Civilian	5010210001	0.00	0.00	0.00	0.00	0.00	0.00	268,800.00	0.00	0.00	-
Supplies and Materials Expenses	5020300000	0.00	0.00	0.00	0.00	0.00	0.00	229,950.00	0.00	0.00	-
Office Supplies Expenses	5020301002	0.00	0.00	0.00	0.00	0.00	0.00	229,950.00	0.00	0.00	-
Utility Expenses	5020400000	0.00	0.00	0.00	0.00	0.00	0.00	216,000.00	0.00	0.00	-
Water Expenses	5020401000	0.00	0.00	0.00	0.00	0.00	0.00	48,000.00	0.00	0.00	-
Electricity Expenses	5020402000	0.00	0.00	0.00	0.00	0.00	0.00	168,000.00	0.00	0.00	-

SUMMARY

Department : State Universities and Col
 Agency : University of the Philippin
 Operating Unit : < not applicable >
 Organization Code (UACS) : 08 008 0000000
 Fund Cluster : 01 Regular Agency Fund
 (e.g. UACS Fund Cluster:

Particulars	UACS CODE	Disbursements					Balances				
		1st Quarter Ending March 31	2nd Quarter Ending June 30	3rd Quarter Ending Sept. 30	4th Quarter Ending Dec. 31	TOTAL	Unreleased Appropriations	Unobligated Allotments	Unpaid Obligations (15-20)=(23+24)		
		16	17	18	19	20=(16+17+18+19)			21=(5-10)	22=(10-15)	Due and Demandable
1	2	16	17	18	19	20=(16+17+18+19)	21=(5-10)	22=(10-15)	23	24	
Communication Expenses	5020500000	0.00	0.00	0.00	0.00	0.00	0.00	600,000.00	0.00	-	
Internet Subscription Expenses	5020503000	0.00	0.00	0.00	0.00	0.00	0.00	600,000.00	-	-	
Survey, Research, Exploration and Development Expenses	5020700000	0.00	0.00	0.00	2,250,000.00	2,250,000.00	0.00	250,000.00	0.00	500,000.00	
Research, Exploration and Development Expenses	5020702002	0.00	0.00	0.00	2,250,000.00	2,250,000.00	0.00	250,000.00	-	500,000.00	
Professional Services	5021100000	0.00	0.00	0.00	0.00	0.00	0.00	2,661,250.00	0.00	-	
Other Professional Services	5021199000	0.00	0.00	0.00	0.00	0.00	0.00	2,661,250.00	-	-	
General Services	5021200000	0.00	0.00	0.00	0.00	0.00	0.00	24,000.00	0.00	-	
Janitorial Services	5021202000	0.00	0.00	0.00	0.00	0.00	0.00	24,000.00	0.00	-	
Property, Plant and Equipment Outlay	5090400000	0.00	0.00	0.00	0.00	0.00	0.00	1,760,089.68	0.00	6,239,910.32	
Furniture, Fixtures and Books Outlay		0.00	0.00	0.00	0.00	0.00	0.00	1,760,089.68	0.00	6,239,910.32	
Office Equipment	5060405002	0.00	0.00	0.00	0.00	0.00	0.00	810,000.00	0.00	-	
Information and Communication Technology Equipment	5060405003	0.00	0.00	0.00	0.00	0.00	0.00	510,089.68	0.00	6,239,910.32	
Furniture and Fixtures	5060407001	0.00	0.00	0.00	0.00	0.00	0.00	440,000.00	0.00	-	
GRAND TOTAL		2,456,396,070.03	3,310,994,215.33	2,367,521,623.71	7,067,153,135.11	15,202,087,044.18	0.00	1,123,461,769.66	0.00	1,380,560,796.86	

This report was generated using the Unified Reporting System



In following-up, pls. cite DMS ref #

2021-BF-0033814

REPUBLIC OF THE PHILIPPINES
DEPARTMENT OF BUDGET AND MANAGEMENT
GENERAL SOLANO STREET, SAN MIGUEL, MANILA

ACKNOWLEDGEMENT RECEIPT

The **DEPARTMENT OF BUDGET AND MANAGEMENT** hereby acknowledges the receipt of your letter/request which has been uploaded to the DBM-Document Management System and routed to the appropriate office/s with the following information:

Sender: UP - PERSONAL DELIVERY

Document Title: UP-SUBMISSION OF REVISED REPORTS (FAR NO. 1 AND FAR NO. 1-A AS OF THE QUARTER ENDING DECEMBER 31, 2020)

Document Reference No: 2021-BF-0033814

Date and Time Uploaded: Tuesday, March 30, 2021 10:33:36 AM

Uploaded By: CRD RECEIVING

Routed To: BMB-F CAMILLE J. VENTURA


CC:

Total no of pages received: 1 copy and 42 pages

The determination of the completeness of the documentary requirements submitted, if any, is subject to the evaluation of the technical person in charge.

This receipt is system generated and does not require signature.

Received by:



DOCUMENT
MANAGEMENT
SYSTEM




UNIVERSITY
OF THE
PHILIPPINES

OFFICE OF THE VICE-PRESIDENT FOR PLANNING AND FINANCE
3rd Floor, Quezon Hall, University of the Philippines, Diliman, Quezon City 1101
Telefax Nos. (632) 928-2866 / (632) 928-2888
Trunkline: (632) 981-8500 loc. 2504 or 2530

24 March 2021

DIRECTOR VILLA DJ. BERNARDO
Officer-in-Charge, Government Accountancy Office
Commission on Audit
Commonwealth Avenue, Quezon City



Dear **Director Bernardo**;

In compliance with COA-DBM Joint Circular No. 2014-1 dated 2 July 2014, we are pleased to submit the following revised reports:

1. **FAR No. 1** - Statement of Appropriations, Allotments, Obligations, Disbursements and Balances (SAAODB) as of the Quarter Ending December 31, 2020
2. **FAR No. 1** - Statement of Appropriations, Allotments, Obligations, Disbursements and Balances (SAAODB) as of the Quarter Ending December 31, 2020 (Continuing Appropriations)
3. **FAR No. 1-A** – Summary of Appropriations, Allotments, Obligations, Disbursements and Balances by Object of Expenditures (SAAODBOE) as of the Quarter Ending December 31, 2020
4. **FAR No. 1-A** – Summary of Appropriations, Allotments, Obligations, Disbursements and Balances by Object of Expenditures (SAAODBOE) as of the Quarter Ending December 31, 2020 (Continuing Appropriations)

The above reports were also submitted through the "Unified Reporting System" (URS) of the Department of Budget and Management.

Thank you.

Very truly yours,

Lisa Grace S. Bersales

LISA GRACE S. BERSALES
Vice-President for Planning & Finance

Encls.: As stated

SUMMARY OF APPROPRIATIONS, ALLOTMENTS, OBLIGATIONS, DISBURSEMENTS AND BALANCES BY OBJECT OF EXPENDITURES

As at the Quarter Ending December 31, 2020

Department: State Universities and Colleges (SUCs)
 Agency/Entity: University of the Philippines System
 Operating Unit: < not applicable >
 Organization Code (UACS) : 08 008 0000000
 Fund Cluster: 01 Regular Agency Fund

	Current Year Appropriations
	Supplemental Appropriations
X	Continuing Appropriations

(e.g. UACS Fund Cluster: 01-Regular Agency Fund, 02-Foreign Assisted Projects Fund, 03-Special Account-Locally Funded/Domestic Grants Fund, and 04-Special Account-Foreign Assisted/Foreign Grants Fund)

Particulars	UACS CODE	Appropriations			Allotments					Obligations				TOTAL
		Authorized Appropriations	Adjustments (Transfer To/From, Modifications/ Augmentations)	Adjusted Appropriations	Allotments Received	Adjustments (Reductions, Modifications/ Augmentations)	Transfer To	Transfer From	Adjusted Allotments	1st Quarter Ending March 31	2nd Quarter Ending June 30	3rd Quarter Ending Sept. 30	4th Quarter Ending Dec. 31	
1	2	3	4	5=(3+4)	6	7	8	9	10=[(6+(-)7)-8+9]	11	12	13	14	15=(11+12+13+14)
SUMMARY		506,557,382.14	(24,645,286.00)	481,912,096.14	145,845,464.14	0.00	0.00	0.00	145,845,464.14	16,393,715.47	3,234,480.12	7,000,973.28	105,520,244.93	132,149,413.80
I. CONTINUING APPROPRIATIONS		506,557,382.14	(24,645,286.00)	481,912,096.14	145,845,464.14	0.00	0.00	0.00	145,845,464.14	16,393,715.47	3,234,480.12	7,000,973.28	105,520,244.93	132,149,413.80
I. Agency Specific Budget		506,557,382.14	(24,645,286.00)	481,912,096.14	145,845,464.14	0.00	0.00	0.00	145,845,464.14	16,393,715.47	3,234,480.12	7,000,973.28	105,520,244.93	132,149,413.80
Personnel Services		361,866,726.00	0.00	361,866,726.00	25,800,094.00	0.00	0.00	0.00	25,800,094.00	15,792,167.54	2,241,745.00	6,052,562.36	1,324,523.00	25,410,997.90
Salaries and Wages	501010000	704,063.00	0.00	704,063.00	704,063.00	0.00	0.00	0.00	704,063.00	0.00	0.00	0.00	704,063.00	704,063.00
Salaries and Wages - Casual/Contractual	501010200	704,063.00	0.00	704,063.00	704,063.00	0.00	0.00	0.00	704,063.00	0.00	0.00	0.00	704,063.00	704,063.00
Other Compensation	501020000	1,618,569.00	0.00	1,618,569.00	1,618,569.00	0.00	0.00	0.00	1,618,569.00	15,792,167.54	55,900.00	277,600.00	620,460.00	16,746,127.54
Personal Economic Relief Allowance (PERA)	501020100	42,000.00	0.00	42,000.00	42,000.00	0.00	0.00	0.00	42,000.00	0.00	0.00	0.00	42,000.00	42,000.00
PERA - Civilian	501020101	42,000.00	0.00	42,000.00	42,000.00	0.00	0.00	0.00	42,000.00	0.00	0.00	0.00	42,000.00	42,000.00
Honoraria	501021000	1,559,009.00	0.00	1,559,009.00	1,559,009.00	0.00	0.00	0.00	1,559,009.00	275,512.90	55,900.00	277,600.00	560,900.00	1,169,912.90
Honoraria - Civilian	501021001	1,559,009.00	0.00	1,559,009.00	1,559,009.00	0.00	0.00	0.00	1,559,009.00	275,512.90	55,900.00	277,600.00	560,900.00	1,169,912.90
Other Bonuses and Allowances	501029900	17,560.00	0.00	17,560.00	17,560.00	0.00	0.00	0.00	17,560.00	0.00	0.00	0.00	17,560.00	17,560.00
Per Diems - Civilian	501029901	10,000.00	0.00	10,000.00	10,000.00	0.00	0.00	0.00	10,000.00	0.00	0.00	0.00	10,000.00	10,000.00
Productivity Enhancement Incentive - Civilian	501029912	7,560.00	0.00	7,560.00	7,560.00	0.00	0.00	0.00	7,560.00	0.00	0.00	0.00	7,560.00	7,560.00
Other Personnel Benefits	501040000	359,544,094.00	0.00	359,544,094.00	23,477,462.00	0.00	0.00	0.00	23,477,462.00	15,516,854.64	2,185,845.00	5,774,962.36	0.00	23,477,462.00
Terminal Leave Benefits	501040300	359,544,094.00	0.00	359,544,094.00	23,477,462.00	0.00	0.00	0.00	23,477,462.00	15,516,854.64	2,185,845.00	5,774,962.36	0.00	23,477,462.00
Terminal Leave Benefits - Civilian	501040301	359,544,094.00	0.00	359,544,094.00	23,477,462.00	0.00	0.00	0.00	23,477,462.00	15,516,854.64	2,185,845.00	5,774,962.36	0.00	23,477,462.00
Maintenance and Other Operating Expenses		61,552,117.26	(20,505,100.00)	41,047,017.26	41,047,017.26	0.00	0.00	0.00	41,047,017.26	601,547.93	962,735.12	948,410.92	26,594,825.29	29,137,519.26
Traveling Expenses	502010000	57,911.77	0.00	57,911.77	57,911.77	0.00	0.00	0.00	57,911.77	1,000.00	0.00	0.00	56,911.77	57,911.77
Traveling Expenses - Local	502010100	57,911.77	0.00	57,911.77	57,911.77	0.00	0.00	0.00	57,911.77	1,000.00	0.00	0.00	56,911.77	57,911.77
Training and Scholarship Expenses	502020000	2,243,682.11	0.00	2,243,682.11	2,243,682.11	0.00	0.00	0.00	2,243,682.11	374,981.25	315,987.35	666,874.40	150,718.00	1,506,561.00
Training Expenses	502020100	2,243,682.11	0.00	2,243,682.11	2,243,682.11	0.00	0.00	0.00	2,243,682.11	374,981.25	315,987.35	666,874.40	150,718.00	1,506,561.00
Training Expenses	502020102	2,243,682.11	0.00	2,243,682.11	2,243,682.11	0.00	0.00	0.00	2,243,682.11	374,981.25	315,987.35	666,874.40	150,718.00	1,506,561.00
Supplies and Materials Expenses	502030000	484,866.50	0.00	484,866.50	286,000.00	0.00	0.00	0.00	286,000.00	0.00	0.00	13,633.00	272,367.00	286,000.00
Office Supplies Expenses	502030100	120,886.50	0.00	120,886.50	120,886.50	0.00	0.00	0.00	120,886.50	0.00	0.00	0.00	120,886.50	120,886.50
ICT Office Supplies	502030101	26,521.25	0.00	26,521.25	26,521.25	0.00	0.00	0.00	26,521.25	0.00	0.00	0.00	26,521.25	26,521.25
Office Supplies Expenses	502030102	94,365.25	0.00	94,365.25	94,365.25	0.00	0.00	0.00	94,365.25	0.00	0.00	0.00	94,365.25	94,365.25
Medical, Dental and Laboratory Supplies Expenses	502030600	74,539.50	0.00	74,539.50	74,539.50	0.00	0.00	0.00	74,539.50	0.00	0.00	4,538.00	70,001.50	74,539.50
Fuel, Oil and Lubricants Expenses	502030900	9,675.00	0.00	9,675.00	9,675.00	0.00	0.00	0.00	9,675.00	0.00	0.00	0.00	9,675.00	9,675.00
Semi-Expendable Machinery and Equipment Expenses	502032100	77,970.00	0.00	77,970.00	77,970.00	0.00	0.00	0.00	77,970.00	0.00	0.00	0.00	68,875.00	77,970.00
Office Equipment	502032102	7,600.00	0.00	7,600.00	7,600.00	0.00	0.00	0.00	7,600.00	0.00	0.00	0.00	7,600.00	7,600.00
Information and Communications Technology Equipment	502032103	9,095.00	0.00	9,095.00	9,095.00	0.00	0.00	0.00	9,095.00	0.00	0.00	0.00	9,095.00	9,095.00
Other Machinery and Equipment	502032109	61,275.00	0.00	61,275.00	61,275.00	0.00	0.00	0.00	61,275.00	0.00	0.00	0.00	61,275.00	61,275.00
Other Supplies and Materials Expenses	502039900	2,929.00	0.00	2,929.00	2,929.00	0.00	0.00	0.00	2,929.00	0.00	0.00	0.00	2,929.00	2,929.00
Communication Expenses	502050000	13,720.00	0.00	13,720.00	13,720.00	0.00	0.00	0.00	13,720.00	0.00	0.00	0.00	13,720.00	13,720.00
Postage and Courier Services	502050100	690.00	0.00	690.00	690.00	0.00	0.00	0.00	690.00	0.00	0.00	0.00	690.00	690.00
Telephone Expenses	502050200	13,030.00	0.00	13,030.00	13,030.00	0.00	0.00	0.00	13,030.00	0.00	0.00	0.00	13,030.00	13,030.00
Mobile	502050201	13,030.00	0.00	13,030.00	13,030.00	0.00	0.00	0.00	13,030.00	0.00	0.00	0.00	13,030.00	13,030.00

SUMMARY OF APPROPRIATIONS, ALLOTMENTS, OBLIGATIONS, DISBURSEMENTS AND BALANCES BY OBJECT OF EXPENDITURES

As at the Quarter Ending December 31, 2020


Department: State Universities and Colleges (SUCs)
 Agency/Entity: University of the Philippines System
 Operating Unit: < not applicable >
 Organization Code (UACS) : 08 008 0000000
 Fund Cluster: 01 Regular Agency Fund

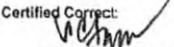
	Current Year Appropriations
	Supplemental Appropriations
X	Continuing Appropriations

(e.g. UACS Fund Cluster: 01-Regular Agency Fund, 02-Foreign Assisted Projects Fund, 03-Special Account-Locally Funded/Domestic Grants Fund, and 04-Special Account-Foreign Assisted/Foreign Grants Fund)

Particulars	UACS CODE	Appropriations			Allotments					Obligations				
		Authorized Appropriations	Adjustments (Transfer To/From, Modifications/Augmentations)	Adjusted Appropriations	Allotments Received	Adjustments (Reductions, Modifications/Augmentations)	Transfer To	Transfer From	Adjusted Allotments	1st Quarter Ending March 31	2nd Quarter Ending June 30	3rd Quarter Ending Sept. 30	4th Quarter Ending Dec. 31	TOTAL
1	2	3	4	5=(3+4)	6	7	8	9	10=[(6+(-)7)-8+9]	11	12	13	14	15=(11+12+13+14)
Professional Services	5021100000	3,320,800.00	0.00	3,320,800.00	3,320,800.00	0.00	0.00	0.00	3,320,800.00	0.00	0.00	0.00	3,320,800.00	3,320,800.00
Other Professional Services	5021199000	3,320,800.00	0.00	3,320,800.00	3,320,800.00	0.00	0.00	0.00	3,320,800.00	0.00	0.00	0.00	3,320,800.00	3,320,800.00
General Services	5021200000	1,213,301.41	0.00	1,213,301.41	1,213,301.41	0.00	0.00	0.00	1,213,301.41	37,333.33	30,000.00	103,747.20	1,042,220.88	1,213,301.41
Other General Services	5021299000	1,213,301.41	0.00	1,213,301.41	1,213,301.41	0.00	0.00	0.00	1,213,301.41	37,333.33	30,000.00	103,747.20	1,042,220.88	1,213,301.41
Other General Services	5021299099	1,213,301.41	0.00	1,213,301.41	1,213,301.41	0.00	0.00	0.00	1,213,301.41	37,333.33	30,000.00	103,747.20	1,042,220.88	1,213,301.41
Repairs and Maintenance	5021300000	2,274,484.91	0.00	2,274,484.91	2,274,484.91	0.00	0.00	0.00	2,274,484.91	0.00	0.00	0.00	2,274,484.91	2,274,484.91
Repairs and Maintenance - Buildings and Other Structures	5021304000	2,274,484.91	0.00	2,274,484.91	2,274,484.91	0.00	0.00	0.00	2,274,484.91	0.00	0.00	0.00	2,274,484.91	2,274,484.91
Hotels and Dormitories	5021304006	2,274,484.91	0.00	2,274,484.91	2,274,484.91	0.00	0.00	0.00	2,274,484.91	0.00	0.00	0.00	2,274,484.91	2,274,484.91
Other Maintenance and Operating Expenses	5029900000	51,943,350.56	(20,505,100.00)	31,438,250.56	28,272,679.85	0.00	0.00	0.00	28,272,679.85	188,233.35	646,747.77	164,156.32	19,463,602.73	20,462,740.17
Printing and Publication Expenses	5029902000	35,000.00	0.00	35,000.00	35,000.00	0.00	0.00	0.00	35,000.00	0.00	0.00	0.00	35,000.00	35,000.00
Rent/Lease Expenses	5029905000	81,460.00	0.00	81,460.00	81,460.00	0.00	0.00	0.00	81,460.00	0.00	0.00	0.00	81,460.00	81,460.00
Rents - Motor Vehicles	5029905003	81,460.00	0.00	81,460.00	81,460.00	0.00	0.00	0.00	81,460.00	0.00	0.00	0.00	81,460.00	81,460.00
Other Maintenance and Operating Expenses	5029999000	51,826,900.56	(20,505,100.00)	31,321,800.56	31,321,800.56	0.00	0.00	0.00	31,321,800.56	188,233.35	646,747.77	164,156.32	19,347,142.73	20,346,280.17
Other Maintenance and Operating Expenses	5029999099	51,826,900.56	(20,505,100.00)	31,321,800.56	31,321,800.56	0.00	0.00	0.00	31,321,800.56	188,233.35	646,747.77	164,156.32	19,347,142.73	20,346,280.17
Capital Outlays		83,138,538.88	(4,140,186.00)	78,998,352.88	78,998,352.88	0.00	0.00	0.00	78,998,352.88	0.00	0.00	0.00	77,600,896.64	77,600,896.64
Property, Plant and Equipment Outlay	5060400000	83,138,538.88	(4,140,186.00)	78,998,352.88	78,998,352.88	0.00	0.00	0.00	78,998,352.88	0.00	0.00	0.00	77,600,896.64	77,600,896.64
Buildings and Other Structures	5060404000	82,038,538.88	(3,040,186.00)	78,998,352.88	78,998,352.88	0.00	0.00	0.00	78,998,352.88	0.00	0.00	0.00	77,600,896.64	77,600,896.64
Buildings	5060404001	639,945.80	(639,945.00)	80.80	80.80	0.00	0.00	0.00	80.80	0.00	0.00	0.00	80.80	80.80
School Buildings	5060404002	3,998,352.08	0.00	3,998,352.08	3,998,352.08	0.00	0.00	0.00	3,998,352.08	0.00	0.00	0.00	2,600,896.64	2,600,896.64
Hospitals and Health Centers	5060404003	75,000,000.00	0.00	75,000,000.00	75,000,000.00	0.00	0.00	0.00	75,000,000.00	0.00	0.00	0.00	75,000,000.00	75,000,000.00
Other Structures	5060404099	2,400,241.00	(2,400,241.00)	-	0.00	0.00	0.00	0.00	0.00	0.00	0.00	0.00	0.00	0.00
Machinery and Equipment Outlay	5060405000	1,100,000.00	(1,100,000.00)	-	0.00	0.00	0.00	0.00	0.00	0.00	0.00	0.00	0.00	0.00
Medical Equipment	5060405011	1,100,000.00	(1,100,000.00)	-	0.00	0.00	0.00	0.00	0.00	0.00	0.00	0.00	0.00	0.00
GRAND TOTAL		506,557,382.14	(24,845,286.00)	481,712,096.14	145,845,464.14	0.00	0.00	0.00	145,845,464.14	16,393,715.47	3,234,480.12	7,000,973.28	105,520,244.93	132,149,413.80

This report was generated using the Unified Reporting System on 28/02/2021 06:11 version FAR 1a 1.1 ; Status : SUBMITTED

Certified Correct:

 ARSENIO R. PAGADOR JR.
 BUDGET OFFICER V

Certified Correct:

 SUSAN C. SANCHEZ
 DIRECTOR II/CHIEF ACCOUNTANT

Recommending Approval:

 NOREEN P. ESCULTURA
 DIRECTOR IV

Approved By:

 LISA GRACE S. BERSALES
 VICE-PRESIDENT FOR PLANNING AND FINANCE

SUM

Department: State Universities and C
 Agency/Entity: University of the Philipp
 Operating Unit: < not applicable >
 Organization Code (UACS) : 08 008 0000000
 Fund Cluster: 01 Regular Agency Fun
 (e.g. UACS Fund Cluste

Particulars	UACS CODE	Disbursements					Balances				
		1st Quarter Ending March 31	2nd Quarter Ending June 30	3rd Quarter Ending Sept. 30	4th Quarter Ending Dec. 31	TOTAL	Unreleased Appropriations	Unobligated Allotments	Unpaid Obligations (15-20)+(23+24)		
		16	17	18	19	20=(16+17+18+19)	21=(5-10)	22=(10-15)	23 Due and Demandable	24 Not Yet Due and Demandable	
SUMMARY		13,613,448.14	908,728.27	3,161,705.32	10,654,208.99	28,338,090.72	336,066,632.00	13,696,050.34	0.00	102,141,478.62	
I CONTINUING APPROPRIATIONS		13,613,448.14	908,728.27	3,161,705.32	10,654,208.99	28,338,090.72	336,066,632.00	13,696,050.34	0.00	102,141,478.62	
I Agency Specific Budget		13,613,448.14	908,728.27	3,161,705.32	10,654,208.99	28,338,090.72	336,066,632.00	13,696,050.34	0.00	102,141,478.62	
Personal Services		13,425,214.79	234,512.90	2,292,745.00	8,144,002.21	24,086,474.90	336,066,632.00	389,096.10	0.00	1,324,523.00	
Salaries and Wages	5010100000	0.00	0.00	0.00	0.00	0.00	0.00	0.00	0.00	704,063.00	
Salaries and Wages - Casual/Contractual	5010102000	0.00	0.00	0.00	0.00	0.00	0.00	0.00	0.00	704,063.00	
Other Compensation	5010200000	0.00	234,512.90	96,900.00	277,600.00	609,012.90	0.00	389,096.10	0.00	620,460.00	
Personal Economic Relief Allowance (PERA)	5010201000	0.00	0.00	0.00	0.00	0.00	0.00	0.00	0.00	42,000.00	
PERA - Civilian	5010201001	0.00	0.00	0.00	0.00	0.00	0.00	0.00	0.00	42,000.00	
Honoraria	5010210000	0.00	234,512.90	96,900.00	277,600.00	609,012.90	0.00	389,096.10	0.00	560,900.00	
Honoraria - Civilian	5010210001	0.00	234,512.90	96,900.00	277,600.00	609,012.90	0.00	389,096.10	0.00	560,900.00	
Other Bonuses and Allowances	5010299000	0.00	0.00	0.00	0.00	0.00	0.00	0.00	0.00	17,560.00	
Per Diems - Civilian	5010299001	0.00	0.00	0.00	0.00	0.00	0.00	0.00	0.00	10,000.00	
Productivity Enhancement Incentive - Civilian	5010299012	0.00	0.00	0.00	0.00	0.00	0.00	0.00	0.00	7,560.00	
Other Personnel Benefits	5010400000	13,425,214.79	0.00	2,185,845.00	7,856,402.21	23,477,462.00	336,066,632.00	0.00	0.00	0.00	
Terminal Leave Benefits	5010403000	13,425,214.79	0.00	2,185,845.00	7,856,402.21	23,477,462.00	336,066,632.00	0.00	0.00	0.00	
Terminal Leave Benefits - Civilian	5010403001	13,425,214.79	0.00	2,185,845.00	7,856,402.21	23,477,462.00	336,066,632.00	-	0.00	0.00	
Maintenance and Other Operating Expenses		188,233.35	674,215.37	878,560.32	2,510,206.78	4,251,615.82	0.00	11,509,498.00	0.00	23,216,058.98	
Traveling Expenses	5020100000	0.00	0.00	1,000.00	11,064.77	12,064.77	0.00	0.00	0.00	45,847.00	
Traveling Expenses - Local	5020101000	0.00	0.00	1,000.00	11,064.77	12,064.77	0.00	0.00	0.00	45,847.00	
Training and Scholarship Expenses	5020200000	0.00	10,094.00	676,344.27	78,870.73	765,309.00	0.00	735,121.11	0.00	743,252.00	
Training Expenses	5020201000	0.00	10,094.00	676,344.27	78,870.73	765,309.00	0.00	735,121.11	0.00	743,252.00	
Training Expenses	5020201002	1,508,561.00	10,094.00	676,344.27	78,870.73	765,309.00	0.00	735,121.11	0.00	743,252.00	
Supplies and Materials Expenses	5020300000	286,000.00	0.00	0.00	121,723.50	121,723.50	0.00	0.00	0.00	164,276.50	
Office Supplies Expenses	5020301000	0.00	0.00	0.00	22,416.50	22,416.50	0.00	0.00	0.00	98,470.00	
ICT Office Supplies	5020301001	0.00	0.00	0.00	8,896.25	8,896.25	0.00	0.00	0.00	17,625.00	
Office Supplies Expenses	5020301002	0.00	0.00	0.00	13,520.25	13,520.25	0.00	0.00	0.00	80,845.00	
Medical, Dental and Laboratory Supplies Expenses	5020308000	74,539.50	0.00	0.00	24,261.50	24,261.50	0.00	0.00	0.00	50,278.00	
Fuel, Oil and Lubricants Expenses	5020309000	0.00	0.00	0.00	9,675.00	9,675.00	0.00	0.00	0.00	0.00	
Semi-Expendable Machinery and Equipment Expenses	5020321000	0.00	0.00	0.00	62,441.50	62,441.50	0.00	0.00	0.00	15,528.50	
Office Equipment	5020321002	0.00	0.00	0.00	0.00	0.00	0.00	0.00	0.00	7,600.00	
Information and Communications Technology Equipment	5020321003	0.00	0.00	0.00	9,095.00	9,095.00	0.00	0.00	0.00	0.00	
Other Machinery and Equipment	5020321099	0.00	0.00	0.00	53,346.50	53,346.50	0.00	0.00	0.00	7,928.50	
Other Supplies and Materials Expenses	5020399000	0.00	0.00	0.00	2,929.00	2,929.00	0.00	0.00	0.00	0.00	
Communication Expenses	5020500000	0.00	0.00	0.00	10,985.00	10,985.00	0.00	0.00	0.00	2,735.00	
Postage and Courier Services	5020501000	0.00	0.00	0.00	485.00	485.00	0.00	0.00	0.00	205.00	
Telephone Expenses	5020502000	0.00	0.00	0.00	10,500.00	10,500.00	0.00	0.00	0.00	2,530.00	
Mobile	5020502001	0.00	0.00	0.00	10,500.00	10,500.00	0.00	0.00	0.00	2,530.00	

SUM

Department: State Universities and C
 Agency/Entity: University of the Philipp
 Operating Unit: < not applicable >
 Organization Code (UACS) : 08 008 0000000
 Fund Cluster: 01 Regular Agency Funct
 (e.g. UACS Fund Cluste

Particulars	UACS CODE	Disbursements					TOTAL	Balances			
		1st Quarter Ending March 31	2nd Quarter Ending June 30	3rd Quarter Ending Sept. 30	4th Quarter Ending Dec. 31	Unreleased Appropriations		Unobligated Allotments	Unpaid Obligations (15-20)=(23+24)		
		16	17	18	19				20=(16+17+18+19)	21=(5-10)	22=(10-15)
Professional Services	5021100000	0.00	0.00	0.00	390,613.52	390,613.52	0.00	0.00	0.00	2,930,186.48	
Other Professional Services	5021199000	0.00	0.00	0.00	390,613.52	390,613.52	0.00	0.00	0.00	2,930,186.48	
General Services	5021200000	0.00	0.00	0.00	0.00	0.00	0.00	0.00	0.00	1,213,301.41	
Other General Services	5021299000	0.00	0.00	0.00	0.00	0.00	0.00	0.00	0.00	1,213,301.41	
Other General Services	5021299099	0.00	0.00	0.00	0.00	0.00	0.00	0.00	0.00	1,213,301.41	
Repairs and Maintenance	5021300000	0.00	17,373.60	49,959.73	1,141,929.56	1,209,262.89	0.00	0.00	0.00	1,065,222.02	
Repairs and Maintenance - Buildings and Other Structures	5021304000	0.00	17,373.60	49,959.73	1,141,929.56	1,209,262.89	0.00	0.00	0.00	1,065,222.02	
Hotels and Dormitories	5021304006	0.00	17,373.60	49,959.73	1,141,929.56	1,209,262.89	0.00	0.00	0.00	1,065,222.02	
Other Maintenance and Operating Expenses	5029900000	188,233.35	646,747.77	151,656.32	755,019.70	1,741,657.14	0.00	9,479,784.14	0.00	17,051,238.57	
Printing and Publication Expenses	5029902000	0.00	0.00	0.00	0.00	0.00	0.00	0.00	0.00	35,000.00	
Rent/Lease Expenses	5029905000	-	0.00	0.00	76,140.00	76,140.00	0.00	0.00	0.00	5,320.00	
Rents - Motor Vehicles	5029905003	0.00	0.00	0.00	76,140.00	76,140.00	0.00	0.00	0.00	5,320.00	
Other Maintenance and Operating Expenses	5029999000	188,233.35	646,747.77	151,656.32	678,879.70	1,665,517.14	0.00	9,479,784.14	0.00	17,010,918.57	
Other Maintenance and Operating Expenses	5029999099	188,233.35	646,747.77	151,656.32	678,879.70	1,665,517.14	0.00	9,479,784.14	0.00	17,010,918.57	
Capital Outlays		0.00	0.00	0.00	0.00	0.00	0.00	1,397,456.24	0.00	77,600,896.64	
Property, Plant and Equipment Outlay	5060400000	0.00	0.00	0.00	0.00	0.00	0.00	1,397,456.24	0.00	77,600,896.64	
Buildings and Other Structures	5060404000	0.00	0.00	0.00	0.00	0.00	0.00	1,397,455.44	0.00	77,600,896.64	
Buildings	5060404001	0.00	0.00	0.00	0.00	0.00	0.00	0.80	0.00	0.00	
School Buildings	5060404002	0.00	0.00	0.00	0.00	0.00	0.00	1,397,455.44	0.00	2,600,896.64	
Hospitals and Health Centers	5060404003	0.00	0.00	0.00	0.00	0.00	0.00	0.00	0.00	75,000,000.00	
Other Structures	5060404099	0.00	0.00								
Machinery and Equipment Outlay	5060405000	0.00	0.00								
Medical Equipment	5060405011	0.00	0.00								
GRAND TOTAL		13,613,448.14	908,728.27	3,161,705.32	10,654,208.98	28,338,090.72	336,066,632.00	13,696,050.34	0.00	102,141,478.62	

This report was generated using the Unified Reporting Syst