



In following-up, pls. cite DMS ref #

2021-BF-0016508

REPUBLIC OF THE PHILIPPINES
DEPARTMENT OF BUDGET AND MANAGEMENT
GENERAL SOLANO STREET, SAN MIGUEL, MANILA

ACKNOWLEDGEMENT RECEIPT

The **DEPARTMENT OF BUDGET AND MANAGEMENT** hereby acknowledges the receipt of your letter/request which has been uploaded to the DBM-Document Management System and routed to the appropriate office/s with the following information:

Sender: UP - PERSONAL DELIVERY

Document Title: UP-FAR NO 3 AS OF DECEMBER 2020

Document Reference No: 2021-BF-0016508

Date and Time
Uploaded: Monday, February 15, 2021 11:50:13 AM

Uploaded By: CRD RECEIVING

Routed To: BMB-F CAMILLE J. VENTURA


CC:

Total no of pages
received: 1 copy and 28 pages

The determination of the completeness of the documentary requirements submitted, if any, is subject to the evaluation of the technical person in charge.

This receipt is system generated and does not require signature.

Received by:



DOCUMENT
MANAGEMENT
SYSTEM

AGING OF UNPAID OBLIGATIONS

As at December 31, 2020

Department: State Universities and Colleges (SUCs)
 Agency: University of the Philippines System
 Operating Unit: < not applicable >
 Organization Code (UACS) : 08 008 0000000

Name of Creditors	Obligation Request and Status			AGING OF UNPAID OBLIGATIONS							Remarks
	Number	Date	Amount	Amount	90 days & below	91 to 180 days	181 to 270 days	271 to 365/366 days	More than 1 year but less than 2 years	More than 2 years	
	2	3	4	5=(6+7+8+9+10+11)	6	7	8	9	10	11	
A. Due and Demandable Obligations(Accounts Payable)*			2,701,484,371.20	2,701,484,371.20	77,600,896.64	0.00	0.00	107,041,706.99	100,356,680.25	2,416,485,087.32	
A.1 Current Year's Appropriations			77,600,896.64	77,600,896.64	77,600,896.64	0.00	0.00	0.00	0.00	0.00	
RITVIT CONSTRUCTION AND DEVELOPMENT CORP	20-12-0931	2020-12-30	75,000,000.00	75,000,000.00	75,000,000.00	0.00	0.00	0.00	0.00	0.00	
MICRO ASIA BUILDERS CORP	06-101101-2020-12-04084	2020-12-31	2,600,896.64	2,600,896.64	2,600,896.64	0.00	0.00	0.00	0.00	0.00	
Sub-total			77,600,896.64	77,600,896.64	77,600,896.64	0.00	0.00	0.00	0.00	0.00	
A.2 Prior Years' Appropriations			2,623,883,474.56	2,623,883,474.56	0.00	0.00	0.00	107,041,706.99	100,356,680.25	2,416,485,087.32	
SEE MANUFACTURING CONTRACTOR	EO#15-12-2952	2015-12-31	5,694.00	5,694.00	0.00	0.00	0.00	0.00	0.00	5,694.00	
XITRIX COMPUTER CORP	EO#15-11-2617	2015-11-30	32,680.00	32,680.00	0.00	0.00	0.00	0.00	0.00	32,680.00	
COMFAC	1872	2017-07-01	1,521,900.00	1,521,900.00	0.00	0.00	0.00	0.00	0.00	1,521,900.00	
DIAMOND INTERIORS	12-1318	2015-12-18	675,138.09	675,138.09	0.00	0.00	0.00	0.00	0.00	675,138.09	
JVS AUDIO SYSTEM	3395	2016-03-31	12,000.00	12,000.00	0.00	0.00	0.00	0.00	0.00	12,000.00	
MICRO DATA SYSTEM AND MNGT CORP	12-1689	2014-12-22	12,600.00	12,600.00	0.00	0.00	0.00	0.00	0.00	12,600.00	
PJD LAB MARKETING SERVICES	3404	2016-12-31	265,888.00	265,888.00	0.00	0.00	0.00	0.00	0.00	265,888.00	
SPRING DEVELOPMENT CORP	2749	2018-12-20	465,660.00	465,660.00	0.00	0.00	0.00	0.00	0.00	465,660.00	
ALGON ENGINEERING CONSTRUCTION CORP	101-15-060240	2015-06-30	483,099.25	483,099.25	0.00	0.00	0.00	0.00	0.00	483,099.25	
DCCD ENGINEERING CORP	101-16-122082	2016-12-31	1,590,090.00	1,590,090.00	0.00	0.00	0.00	0.00	0.00	1,590,090.00	
ENRIVEL CONSTRUCTION	48454	2017-12-20	983,805.84	983,805.84	0.00	0.00	0.00	0.00	0.00	983,805.84	
PITC	18-12-0852	2018-12-30	50,000,000.00	50,000,000.00	0.00	0.00	0.00	0.00	0.00	50,000,000.00	
EIGHT TREASURES TRADING	16-03-0233	2016-03-30	2,781.00	2,781.00	0.00	0.00	0.00	0.00	0.00	2,781.00	
GLOBAL MEDICAL SOLUTIONS INC	16-03-0259	2016-03-30	245,000.00	245,000.00	0.00	0.00	0.00	0.00	0.00	245,000.00	
INFINNOMED ENTERPRISES	16-07-0629	2016-07-30	53,900.00	53,900.00	0.00	0.00	0.00	0.00	0.00	53,900.00	
MCSA MARKETING	15-12-1519	2015-12-30	3,350.00	3,350.00	0.00	0.00	0.00	0.00	0.00	3,350.00	
MOLAVE TRADING INC	16-09-0859	2016-09-30	112,739.50	112,739.50	0.00	0.00	0.00	0.00	0.00	112,739.50	
SHIMADZU PHILIPPINES CORP	15-09-1002	2015-09-30	8,500.00	8,500.00	0.00	0.00	0.00	0.00	0.00	8,500.00	

Department: State Universities and Colleges (SUCs)
 Agency: University of the Philippines System
 Operating Unit: < not applicable >
 Organization Code (UACS): 08 008 0000000

Name of Creditors	Obligation Request and Status			AGING OF UNPAID OBLIGATIONS							Remarks
	Number	Date	Amount	Amount	90 days & below	91 to 180 days	181 to 270 days	271 to 365/366 days	More than 1 year but less than 2 years	More than 2 years	
				5=(6+7+8+9+10+11)	6	7	8	9	10	11	
1	2	3	4	5	6	7	8	9	10	11	12
VARIANCE TRADING CORP	16-06-0489	2016-06-30	432,000.00	432,000.00	0.00	0.00	0.00	0.00	0.00	432,000.00	
168 CONSTRUCTION	16-02-0354	2016-02-28	3,145,582.12	3,145,582.12	0.00	0.00	0.00	0.00	0.00	3,145,582.12	
CDMO CENTRAL STORE / ROLANDO JAMERO	15-11-2107	2015-11-30	223,448.83	223,448.83	0.00	0.00	0.00	0.00	0.00	223,448.83	
CEBU FAREASTER	06-102101-2017-12-5603	2017-12-29	4,598.00	4,598.00	0.00	0.00	0.00	0.00	0.00	4,598.00	
DAKILA TRADING CORPORATION	16-07-2025	2016-07-31	15,500.00	15,500.00	0.00	0.00	0.00	0.00	0.00	15,500.00	
FFJJ CONSTRUCTION	06-102101-2017-12-4834	2017-12-29	180.52	180.52	0.00	0.00	0.00	0.00	0.00	180.52	
ITS SCIENCE PHILS	06-102101-2017-12-5562	2017-12-29	156,300.00	156,300.00	0.00	0.00	0.00	0.00	0.00	156,300.00	
LEVIN S INDUSTRIAL CORPORATION	16-06-1877	2016-06-30	70,560.00	70,560.00	0.00	0.00	0.00	0.00	0.00	70,560.00	
MICRO ASIA BUILDERS CORP	16-11-6083	2016-11-30	3,464,697.29	3,464,697.29	0.00	0.00	0.00	0.00	0.00	3,464,697.29	
MOLAVE TRADING	06-102101-2017-12-5579	2017-12-29	11,380.59	11,380.59	0.00	0.00	0.00	0.00	0.00	11,380.59	
SPSO CENTRAL STORE/ E GAMEZ	15-12-2737	2015-12-31	22,467.00	22,467.00	0.00	0.00	0.00	0.00	0.00	22,467.00	
ACCURACY BUILDER ENTERPRISE	GF-2015-12-2381	2015-12-20	1,692,167.89	1,692,167.89	0.00	0.00	0.00	0.00	0.00	1,692,167.89	
HEXACOM ENTERPRISES	GF-2016-10-1865	2016-10-25	103,007.99	103,007.99	0.00	0.00	0.00	0.00	0.00	103,007.99	
TAIPAN MARKETING	GF-2017-07-230	2017-07-22	67,100.00	67,100.00	0.00	0.00	0.00	0.00	0.00	67,100.00	
A S M FRANCISCO CONSTRUCTION	12-25396	2016-12-31	4,000,000.00	4,000,000.00	0.00	0.00	0.00	0.00	0.00	4,000,000.00	
ACCENT SYSTEMS INC	12-21036	2010-12-31	200,946.45	200,946.45	0.00	0.00	0.00	0.00	0.00	200,946.45	
ACE BUILDERS NORTH E	12-21144	2010-12-31	48,000.00	48,000.00	0.00	0.00	0.00	0.00	0.00	48,000.00	
AURORA (OA) PHILS	12-20470	2010-12-31	7,710.00	7,710.00	0.00	0.00	0.00	0.00	0.00	7,710.00	
AUTOMATIC CENTER	12-20519	2010-12-31	48,245.00	48,245.00	0.00	0.00	0.00	0.00	0.00	48,245.00	
AUTOMATIC CENTER	12-20615	2010-12-31	39,510.00	39,510.00	0.00	0.00	0.00	0.00	0.00	39,510.00	
BF CORPORATION	12-18399	2017-12-31	194,418,604.65	194,418,604.65	0.00	0.00	0.00	0.00	0.00	194,418,604.65	
CHINA STATE PHILS	12-16627	2009-12-31	8,429,584.65	8,429,584.65	0.00	0.00	0.00	0.00	0.00	8,429,584.65	
COMPUCARE CENTE	03-02381	2010-12-31	175,244.90	175,244.90	0.00	0.00	0.00	0.00	0.00	175,244.90	
COMPUCARE CENTE	12-21405	2010-12-31	30,645.00	30,645.00	0.00	0.00	0.00	0.00	0.00	30,645.00	
COMPUCARE CENTER	12-20608	2010-12-31	10,815.00	10,815.00	0.00	0.00	0.00	0.00	0.00	10,815.00	
COMPUCARE CENTER	12-21186	2010-12-31	45,000.00	45,000.00	0.00	0.00	0.00	0.00	0.00	45,000.00	
CUSTOMER FIRST TRADI	12-20673	2010-12-31	236,877.76	236,877.76	0.00	0.00	0.00	0.00	0.00	236,877.76	
DARGO DESIGN COMPONE	12-20471	2010-12-31	14,112.40	14,112.40	0.00	0.00	0.00	0.00	0.00	14,112.40	

Department: State Universities and Colleges (SUCs)
 Agency: University of the Philippines System
 Operating Unit: < not applicable >
 Organization Code (UACS) : 08 008 0000000

Name of Creditors	Obligation Request and Status			AGING OF UNPAID OBLIGATIONS							Remarks	
	Number	Date	Amount	Amount	90 days & below	91 to 180 days	181 to 270 days	271 to 365/366 days	More than 1 year but less than 2 years	More than 2 years		
				5=(6+7+8+9+10+11)	6	7	8	9	10	11		
1	2	3	4	5	6	7	8	9	10	11	12	
DHN CONSTRUCTIO	12-21420	2010-12-31	897,697.07	897,697.07	0.00	0.00	0.00	0.00	0.00	0.00	897,697.07	
E.M. CUERPO INC	03-03365	2016-12-31	6,335,779.54	6,335,779.54	0.00	0.00	0.00	0.00	0.00	0.00	6,335,779.54	
EMQ DESIGN	12-18334	2009-12-31	2,859,950.24	2,859,950.24	0.00	0.00	0.00	0.00	0.00	0.00	2,859,950.24	
FLEXY COMPONENT	12-20837	2010-12-31	46,900.00	46,900.00	0.00	0.00	0.00	0.00	0.00	0.00	46,900.00	
FIRST-AVPR VENT	09-12202	2010-12-31	72,500.00	72,500.00	0.00	0.00	0.00	0.00	0.00	0.00	72,500.00	
GOLDEN MANU & TRADIN	12-20137	2010-12-31	72,299.00	72,299.00	0.00	0.00	0.00	0.00	0.00	0.00	72,299.00	
INCA PLASTIC PHILS I	12-21052	2010-12-31	12,800.00	12,800.00	0.00	0.00	0.00	0.00	0.00	0.00	12,800.00	
JD LEGASPI CONS	12-21110	2010-12-31	2,295,951.43	2,295,951.43	0.00	0.00	0.00	0.00	0.00	0.00	2,295,951.43	
LANDMARK HARDWARE	12-21166	2010-12-31	5,599.50	5,599.50	0.00	0.00	0.00	0.00	0.00	0.00	5,599.50	
MARS LABORATORY INST	12-21096	2010-12-31	27,000.00	27,000.00	0.00	0.00	0.00	0.00	0.00	0.00	27,000.00	
MFT INTER CORP	12-20186	2010-12-31	45,834.09	45,834.09	0.00	0.00	0.00	0.00	0.00	0.00	45,834.09	
MFT INTERNATIONAL CO	12-20747	2010-12-31	48,024.90	48,024.90	0.00	0.00	0.00	0.00	0.00	0.00	48,024.90	
MFT INTERN'L	12-19224	2010-12-31	49,791.28	49,791.28	0.00	0.00	0.00	0.00	0.00	0.00	49,791.28	
MODULE	12-18352	2010-12-31	122,102.40	122,102.40	0.00	0.00	0.00	0.00	0.00	0.00	122,102.40	
NEW TBP CONSTRUCTION & DEVT CORP	12-18397	2017-12-31	6,266,045.65	6,266,045.65	0.00	0.00	0.00	0.00	0.00	0.00	6,266,045.65	
OFFICELUX INTER	04-05216	2010-12-31	18,380.00	18,380.00	0.00	0.00	0.00	0.00	0.00	0.00	18,380.00	
PC GILMORE CORP ASUS	12-21136	2010-12-31	46,198.00	46,198.00	0.00	0.00	0.00	0.00	0.00	0.00	46,198.00	
PHILCOPY CORP	12-20522	2010-12-31	44,500.00	44,500.00	0.00	0.00	0.00	0.00	0.00	0.00	44,500.00	
POWER MAC CENETR A	12-20524	2010-12-31	47,980.00	47,980.00	0.00	0.00	0.00	0.00	0.00	0.00	47,980.00	
RN FERRER & ASSOCIATES	12-20108	2010-12-31	649,600.00	649,600.00	0.00	0.00	0.00	0.00	0.00	0.00	649,600.00	
SEE MANUFACTURING CO	12-21090	2010-12-31	48,000.00	48,000.00	0.00	0.00	0.00	0.00	0.00	0.00	48,000.00	
SENCO LINK TECHNOLOGY	12-20277	2010-12-31	34,700.00	34,700.00	0.00	0.00	0.00	0.00	0.00	0.00	34,700.00	
STATE ALLIANCE ENT I	12-21189	2010-12-31	353,939.00	353,939.00	0.00	0.00	0.00	0.00	0.00	0.00	353,939.00	
SUPERSERVE	12-21458	2010-12-31	39,900.00	39,900.00	0.00	0.00	0.00	0.00	0.00	0.00	39,900.00	
SUPERSERVE CORP	12-20334	2010-12-31	32,500.00	32,500.00	0.00	0.00	0.00	0.00	0.00	0.00	32,500.00	
SUPERSERVE CORP	12-20861	2010-12-31	49,250.00	49,250.00	0.00	0.00	0.00	0.00	0.00	0.00	49,250.00	
SUPERSERVE CORP	12-21002	2010-12-31	49,600.00	49,600.00	0.00	0.00	0.00	0.00	0.00	0.00	49,600.00	
THE BRAIN COMP	12-19428	2010-12-31	78,000.00	78,000.00	0.00	0.00	0.00	0.00	0.00	0.00	78,000.00	
UNITED TECHNOLOGIES-FOUR	12-17281	2007-12-31	1,352,846.88	1,352,846.88	0.00	0.00	0.00	0.00	0.00	0.00	1,352,846.88	

Department: State Universities and Colleges (SUCs)
 Agency: University of the Philippines System
 Operating Unit: < not applicable >
 Organization Code (UACS): 08 008 0000000

Name of Creditors	Obligation Request and Status			AGING OF UNPAID OBLIGATIONS							Remarks
	Number	Date	Amount	Amount	90 days & below	91 to 180 days	181 to 270 days	271 to 365/366 days	More than 1 year but less than 2 years	More than 2 years	
1	2	3	4	5	6	7	8	9	10	11	12
LINDE PHILIPPINES I	12-20662	2010-12-31	34,618.20	34,618.20	0.00	0.00	0.00	0.00	0.00	34,618.20	
BGC	01-16-12-0939	2016-12-31	24,917,150.00	24,917,150.00	0.00	0.00	0.00	0.00	0.00	24,917,150.00	
DBM PROCUREMENT SERVICE	01-13-12-0868	2013-12-31	18,350,046.55	18,350,046.55	0.00	0.00	0.00	0.00	0.00	18,350,046.55	
ALVTECHNOLOGIES PHILIPPINES INC	EO#15-08-1762	2015-08-31	12,885.40	12,885.40	0.00	0.00	0.00	0.00	0.00	12,885.40	
BLACKRAM BUILDERS INC	17-11-002	2017-11-30	6,587,069.73	6,587,069.73	0.00	0.00	0.00	0.00	0.00	6,587,069.73	
CHEMLINE SCIENTIFIC CORPORATION	EO#16-01-0039	2016-01-31	13,188.00	13,188.00	0.00	0.00	0.00	0.00	0.00	13,188.00	
DEX SAL BUILDERS	17-12-005	2017-11-30	1,970,447.60	1,970,447.60	0.00	0.00	0.00	0.00	0.00	1,970,447.60	
GAMMA LINE ENTERPRISES	EO#15-09-2076	2015-09-30	37,000.00	37,000.00	0.00	0.00	0.00	0.00	0.00	37,000.00	
GRUPPO TECNICO MEDICO INTERNAZIONALE INC	19-12-007	2019-12-31	19,000,000.00	19,000,000.00	0.00	0.00	0.00	19,000,000.00	0.00	0.00	
J CHENNY ENTERPRISES INC	EO#15-12-2964	2015-12-31	12,940.00	12,940.00	0.00	0.00	0.00	0.00	0.00	12,940.00	
MACARE MEDICALS INC	EO#15-12-2951	2015-12-31	175,284.60	175,284.60	0.00	0.00	0.00	0.00	0.00	175,284.60	
MARKNEST CONSTRUCTION & TRADING	CO#16-02-0234	2016-02-28	1,413,222.22	1,413,222.22	0.00	0.00	0.00	0.00	0.00	1,413,222.22	
MOLAVE TRADING INC	EO#15-12-2883	2015-12-31	105,555.50	105,555.50	0.00	0.00	0.00	0.00	0.00	105,555.50	
OMNIBUS BIO MEDICAL SYSTEM	EO#16-09-2383	2016-09-30	59,500.00	59,500.00	0.00	0.00	0.00	0.00	0.00	59,500.00	
PITC	18-12-0006	2018-12-31	72,000,000.00	72,000,000.00	0.00	0.00	0.00	0.00	0.00	72,000,000.00	
RG MEDITRON INC	EO#16.01.0026	2016-01-31	38,800.00	38,800.00	0.00	0.00	0.00	0.00	0.00	38,800.00	
SIGMA TECH INC	16.12.3590	2016-12-31	730,275.00	730,275.00	0.00	0.00	0.00	0.00	0.00	730,275.00	
AA MASONG CONSTRUCTION	12-1489	2013-12-26	40,271,240.91	40,271,240.91	0.00	0.00	0.00	0.00	0.00	40,271,240.91	
COMFAC	1878	2016-12-31	286,450.00	286,450.00	0.00	0.00	0.00	0.00	0.00	286,450.00	
DSJP CONSTRUCTION	10-2846	2017-10-24	671,813.83	671,813.83	0.00	0.00	0.00	0.00	0.00	671,813.83	
KIMA GLASS SUPPLY CO., INC.	12-1336	2015-12-18	21,140.00	21,140.00	0.00	0.00	0.00	0.00	0.00	21,140.00	
MICRODATA SYSTEMS & MANAGMENT INC	3399	2017-05-26	28,837.39	28,837.39	0.00	0.00	0.00	0.00	0.00	28,837.39	
PRONET SYSTEM INTEG	12-1543	2013-12-26	1,595,546.56	1,595,546.56	0.00	0.00	0.00	0.00	0.00	1,595,546.56	
SPRING EVENTS AND PRODUCTIONS GROUP INC	3406	2016-03-01	538,000.00	538,000.00	0.00	0.00	0.00	0.00	0.00	538,000.00	
BETTER COMPONENT INC	101-15-090435	2015-09-30	256,000.00	256,000.00	0.00	0.00	0.00	0.00	0.00	256,000.00	
DCCD ENGINEERING CORP	101-16-122084	2016-12-31	399,280.00	399,280.00	0.00	0.00	0.00	0.00	0.00	399,280.00	
FL HONG ARCHITECS	70987	2016-12-21	208,753.44	208,753.44	0.00	0.00	0.00	0.00	0.00	208,753.44	
PITC	18-12-0853	2018-12-30	250,000,000.00	250,000,000.00	0.00	0.00	0.00	0.00	0.00	250,000,000.00	

Department: State Universities and Colleges (SUCs)
 Agency: University of the Philippines System
 Operating Unit: < not applicable >
 Organization Code (UACS) : 08 008 0000000

Name of Creditors	Obligation Request and Status			AGING OF UNPAID OBLIGATIONS							Remarks
	Number	Date	Amount	Amount	90 days & below	91 to 180 days	181 to 270 days	271 to 365/366 days	More than 1 year but less than 2 years	More than 2 years	
				5=(6+7+8+9+10+11)	6	7	8	9	10	11	
1	2	3	4	5	6	7	8	9	10	11	12
EIGHT TREASURES TRADING	16-12-1199	2016-12-30	2,079.00	2,079.00	0.00	0.00	0.00	0.00	0.00	2,079.00	
GOLDQUEST BIOTECHNOLOGIES INC	16-05-0449	2016-05-30	22,500.00	22,500.00	0.00	0.00	0.00	0.00	0.00	22,500.00	
INNOVALITE ELECTRICAL ENTERPRISES	16-12-1194	2016-12-30	114,494.99	114,494.99	0.00	0.00	0.00	0.00	0.00	114,494.99	
MEDEV MEDICAL DEVICES CORPORATION	16-10-1027	2016-10-30	94,446.00	94,446.00	0.00	0.00	0.00	0.00	0.00	94,446.00	
OMNIBUS BIO MEDICAL SYSTEMS INC	16-11-1089	2016-11-30	6,080.00	6,080.00	0.00	0.00	0.00	0.00	0.00	6,080.00	
RMG HOSPITAL SUPPLY INC	15-09-1092	2015-09-30	8,716.00	8,716.00	0.00	0.00	0.00	0.00	0.00	8,716.00	
TECHNOMED INTERNATIONAL INC	19-12-0978	2019-12-30	100,000,000.00	100,000,000.00	0.00	0.00	0.00	0.00	0.00	100,000,000.00	
VARIANCE TRADING CORP	16-10-0964	2016-10-30	120,000.00	120,000.00	0.00	0.00	0.00	0.00	0.00	120,000.00	
ALV TECH PHILIPPINES	06-102101-2017-12-5554	2017-12-29	8,499.50	8,499.50	0.00	0.00	0.00	0.00	0.00	8,499.50	
CDMO CENTRAL STORE / ROLANDO JAMERO	15-12-2734	2015-12-31	458,584.81	458,584.81	0.00	0.00	0.00	0.00	0.00	458,584.81	
COMPUTRON BUSINESS CENTER	16-09-5013	2016-09-30	28,440.00	28,440.00	0.00	0.00	0.00	0.00	0.00	28,440.00	
DAKILA TRADING CORPORATION	16-06-1877	2016-06-30	34,200.00	34,200.00	0.00	0.00	0.00	0.00	0.00	34,200.00	
GOLDEN BAT	06-102101-2017-12-5559	2017-12-29	267,998.85	267,998.85	0.00	0.00	0.00	0.00	0.00	267,998.85	
ITS SCIENCE PHILS	06-102101-2017-12-5612	2017-12-29	13,378.00	13,378.00	0.00	0.00	0.00	0.00	0.00	13,378.00	
LEVINS INTERNATIONAL	06-102101-2017-11-4662	2017-12-29	1,049.00	1,049.00	0.00	0.00	0.00	0.00	0.00	1,049.00	
MICRO BIOLOGICAL	06-102101-2017-12-5576	2017-12-29	24,400.00	24,400.00	0.00	0.00	0.00	0.00	0.00	24,400.00	
MOLAVE TRADING	06-102101-2017-12-5613	2017-12-29	27,739.66	27,739.66	0.00	0.00	0.00	0.00	0.00	27,739.66	
STEVEN CONST & SUPPLY	06-102101-2017-12-5218	2017-12-29	853.68	853.68	0.00	0.00	0.00	0.00	0.00	853.68	
ACCURACY BUILDER ENTERPRISE	GF-2016-12-2293	2016-12-17	228,332.11	228,332.11	0.00	0.00	0.00	0.00	0.00	228,332.11	
INSTRUMIX SUPPLIER INC	GF-2016-11-2123	2016-11-25	2,100.00	2,100.00	0.00	0.00	0.00	0.00	0.00	2,100.00	
WATER CARE INTERNATIONAL SALES INC	GF-2016-03-0046	2016-03-15	2,650.00	2,650.00	0.00	0.00	0.00	0.00	0.00	2,650.00	
ABENSON	12-21340	2010-12-31	47,220.00	47,220.00	0.00	0.00	0.00	0.00	0.00	47,220.00	
ACCENT SYSTEMS INC	12-21047	2010-12-31	23,266.18	23,266.18	0.00	0.00	0.00	0.00	0.00	23,266.18	
ACS DEVELOPMENT & PROPERTY MANAGERS INC	12-18750	2018-12-28	103,732.35	103,732.35	0.00	0.00	0.00	0.00	0.00	103,732.35	
AUTOMATIC CENTER	12-19677	2010-12-31	29,950.00	29,950.00	0.00	0.00	0.00	0.00	0.00	29,950.00	
AUTOMATIC CENTER	12-20523	2010-12-31	37,000.00	37,000.00	0.00	0.00	0.00	0.00	0.00	37,000.00	
AUTOMATIC CENTER	12-20617	2010-12-31	44,999.00	44,999.00	0.00	0.00	0.00	0.00	0.00	44,999.00	

Department: State Universities and Colleges (SUCs)

Agency: University of the Philippines System

Operating Unit: < not applicable >

Organization Code (UACS) : 08 008 0000000

Name of Creditors	Obligation Request and Status			AGING OF UNPAID OBLIGATIONS							Remarks	
	Number	Date	Amount	Amount	90 days & below	91 to 180 days	181 to 270 days	271 to 365/366 days	More than 1 year but less than 2 years	More than 2 years		
				5=(6+7+8+9+10+11)	6	7	8	9	10	11		
1	2	3	4	5	6	7	8	9	10	11	12	
BROWNSTONE COMPACT	12-21386	2010-12-31	39,800.00	39,800.00	0.00	0.00	0.00	0.00	0.00	0.00	39,800.00	
CIM TECHNOLOGIE	12-20403	2010-12-31	251,100.00	251,100.00	0.00	0.00	0.00	0.00	0.00	0.00	251,100.00	
COMPUCARE CENTE	06-06835	2010-12-31	389,495.00	389,495.00	0.00	0.00	0.00	0.00	0.00	0.00	389,495.00	
COMPUCARE CENTE	12-21406	2010-12-31	30,645.00	30,645.00	0.00	0.00	0.00	0.00	0.00	0.00	30,645.00	
COMPUCARE CENTER	12-20611	2010-12-31	26,340.00	26,340.00	0.00	0.00	0.00	0.00	0.00	0.00	26,340.00	
COMPUCARE CENTER - I	03-03272	2010-12-31	49,995.95	49,995.95	0.00	0.00	0.00	0.00	0.00	0.00	49,995.95	
CUSTOMER FIRST TRAD	12-20280	2010-12-31	43,377.76	43,377.76	0.00	0.00	0.00	0.00	0.00	0.00	43,377.76	
DCCD ENGG CORPORATION	12-18297	2009-12-31	224,002.70	224,002.70	0.00	0.00	0.00	0.00	0.00	0.00	224,002.70	
DHN CONSTRUCTION	12-20017	2010-12-31	9,043,290.72	9,043,290.72	0.00	0.00	0.00	0.00	0.00	0.00	9,043,290.72	
E.P. CORNEJO CONSTRUCTION	12-24098	2016-12-31	129,911.46	129,911.46	0.00	0.00	0.00	0.00	0.00	0.00	129,911.46	
EXCLUSIVE TRADERS	12-19293	2010-12-31	227,000.77	227,000.77	0.00	0.00	0.00	0.00	0.00	0.00	227,000.77	
FLEXY COMPONENT	12-21427	2010-12-31	46,200.00	46,200.00	0.00	0.00	0.00	0.00	0.00	0.00	46,200.00	
GLOVAL INVENTIVE TEC	12-21233	2010-12-31	43,335.00	43,335.00	0.00	0.00	0.00	0.00	0.00	0.00	43,335.00	
GUILBERN CORPO	12-21285	2010-12-31	46,658.00	46,658.00	0.00	0.00	0.00	0.00	0.00	0.00	46,658.00	
INTERACTIVE MOB	12-20549	2010-12-31	49,934.02	49,934.02	0.00	0.00	0.00	0.00	0.00	0.00	49,934.02	
JD LEGASPI CONST	12-21105	2010-12-31	7,387,786.90	7,387,786.90	0.00	0.00	0.00	0.00	0.00	0.00	7,387,786.90	
LIFELINE-MICROPIPE	12-21387	2010-12-31	40,800.00	40,800.00	0.00	0.00	0.00	0.00	0.00	0.00	40,800.00	
MARS LABORATORY	12-21340	2010-12-31	44,000.00	44,000.00	0.00	0.00	0.00	0.00	0.00	0.00	44,000.00	
MFT INTER CORP	12-21214	2010-12-31	44,798.26	44,798.26	0.00	0.00	0.00	0.00	0.00	0.00	44,798.26	
MFT INTERNATIONAL CO	12-20752	2010-12-31	48,565.44	48,565.44	0.00	0.00	0.00	0.00	0.00	0.00	48,565.44	
MFT INTERN'L CORP	12-18862	2010-12-31	49,366.23	49,366.23	0.00	0.00	0.00	0.00	0.00	0.00	49,366.23	
MOLAVE TRADING	12-19296	2010-12-31	60,403.00	60,403.00	0.00	0.00	0.00	0.00	0.00	0.00	60,403.00	
OFFICE WAREHOUSE	12-20981	2010-12-31	49,392.00	49,392.00	0.00	0.00	0.00	0.00	0.00	0.00	49,392.00	
ONE COMMERCE IN	12-21470	2010-12-31	5,000.00	5,000.00	0.00	0.00	0.00	0.00	0.00	0.00	5,000.00	
PC GILMORE CORP ASUS	12-21145	2010-12-31	46,198.00	46,198.00	0.00	0.00	0.00	0.00	0.00	0.00	46,198.00	
PHILIPP'S TECHNICAL	06-07182	2009-12-31	421,480.00	421,480.00	0.00	0.00	0.00	0.00	0.00	0.00	421,480.00	
QUICK FAB INNOVATIVE	12-21222	2010-12-31	31,500.00	31,500.00	0.00	0.00	0.00	0.00	0.00	0.00	31,500.00	
RR ENCABO CONTRACTORS	12-19805	2010-12-31	16,102,500.01	16,102,500.01	0.00	0.00	0.00	0.00	0.00	0.00	16,102,500.01	
SEE MANUFACTURING CO	12-20098	2010-12-31	16,800.00	16,800.00	0.00	0.00	0.00	0.00	0.00	0.00	16,800.00	

This report was generated using the Unified Reporting System on 04/02/2021 18:14 version.FAR3.1.0 ; Status : SUBMITTED

Department: State Universities and Colleges (SUCs)
 Agency: University of the Philippines System
 Operating Unit: < not applicable >
 Organization Code (UACS): 08 008 0000000

Name of Creditors	Obligation Request and Status			AGING OF UNPAID OBLIGATIONS							Remarks
	Number	Date	Amount	Amount	90 days & below	91 to 180 days	181 to 270 days	271 to 365/366 days	More than 1 year but less than 2 years	More than 2 years	
				5=(6+7+8+9+10+11)	6	7	8	9	10	11	
1	2	3	4	5	6	7	8	9	10	11	12
SENCO LINK TECHNOLOGY	12-20278	2010-12-31	48,500.00	48,500.00	0.00	0.00	0.00	0.00	0.00	48,500.00	
SUN RAYS BUILDERS AND GEN	12-24473	2016-12-31	976,940.75	976,940.75	0.00	0.00	0.00	0.00	0.00	976,940.75	
SUPERSERVE	12-21459	2010-12-31	49,000.00	49,000.00	0.00	0.00	0.00	0.00	0.00	49,000.00	
SUPERSERVE CORP	12-20348	2010-12-31	47,497.50	47,497.50	0.00	0.00	0.00	0.00	0.00	47,497.50	
SUPERSERVE CORP	12-20862	2010-12-31	37,850.00	37,850.00	0.00	0.00	0.00	0.00	0.00	37,850.00	
SUPERSERVE CORP	12-21055	2010-12-31	23,500.00	23,500.00	0.00	0.00	0.00	0.00	0.00	23,500.00	
THE BRAIN COMPUTER	12-20608	2010-12-31	35,000.00	35,000.00	0.00	0.00	0.00	0.00	0.00	35,000.00	
VELCA	12-17081	2010-12-31	10,000.00	10,000.00	0.00	0.00	0.00	0.00	0.00	10,000.00	
TATONG	12-20478	2010-12-31	222,242.20	222,242.20	0.00	0.00	0.00	0.00	0.00	222,242.20	
ACS DEVELOPMENT AND PROPERTY MANAGERS INC	01-17-11-0198	2017-11-30	4,358,213.24	4,358,213.24	0.00	0.00	0.00	0.00	0.00	4,358,213.24	
EUP	01-16-12-0942	2016-12-31	2,415,000.00	2,415,000.00	0.00	0.00	0.00	0.00	0.00	2,415,000.00	
DBM PROCUREMENT SERVICE	01-13-12-0896	2016-12-31	8,112,140.72	8,112,140.72	0.00	0.00	0.00	0.00	0.00	8,112,140.72	
AMERICAN TECHNOLOGIES INC	EO#16-02-0274	2016-02-28	8,437.50	8,437.50	0.00	0.00	0.00	0.00	0.00	8,437.50	
BLACKRAM BUILDERS INC	17-11-003	2017-11-30	135,805.86	135,805.86	0.00	0.00	0.00	0.00	0.00	135,805.86	
CHEMRUB TECHNOLOGIES INC	EO#15-12-2897	2015-12-31	4,850.00	4,850.00	0.00	0.00	0.00	0.00	0.00	4,850.00	
DEX-SAL BUILDERS	19-12-002	2019-12-31	11,779,244.25	11,779,244.25	0.00	0.00	0.00	11,779,244.25	0.00	0.00	
GLOBAL HEALTHCARE PRODUCTS INC	EO#15-09-1961	2015-09-30	11,000.00	11,000.00	0.00	0.00	0.00	0.00	0.00	11,000.00	
HAI GENE BIO INC	EO#15.12.2683	2015-12-31	8,900.00	8,900.00	0.00	0.00	0.00	0.00	0.00	8,900.00	
JJE INFORMATION TECHNOLOGY COMPUTER SOLUTIONS	23850	2016-04-30	23,850.00	23,850.00	0.00	0.00	0.00	0.00	0.00	23,850.00	
MARCPHIL CONSTRUCTION	17-12-008	2017-12-31	979,290.12	979,290.12	0.00	0.00	0.00	0.00	0.00	979,290.12	
MARKNEST CONSTRUCTION & TRADING	CO#16-09-0924	2016-09-30	412,474.57	412,474.57	0.00	0.00	0.00	0.00	0.00	412,474.57	
MOLAVE TRADING INC	19-12-004	2019-12-31	1,171.82	1,171.82	0.00	0.00	0.00	1,171.82	0.00	0.00	
ONE MANUEL CONTRACTORS & BUILDERS CORPORATION	17-12-009	2017-12-31	4,494,409.92	4,494,409.92	0.00	0.00	0.00	0.00	0.00	4,494,409.92	
PRIME IT ACCESS SOLUTIONS INC	EO#15-10-2292	2015-10-31	42,000.00	42,000.00	0.00	0.00	0.00	0.00	0.00	42,000.00	
RG MEDITRON INC	LFP#17-10-001	2017-10-31	48,800.00	48,800.00	0.00	0.00	0.00	0.00	0.00	48,800.00	
SLID NETSYSTEM PHIL CORPORATION	EO#16.01.0106	2016-01-31	3,980.00	3,980.00	0.00	0.00	0.00	0.00	0.00	3,980.00	
BT CONSTRUCTION & GENERAL SERVICES	12-6290	2015-12-29	52,900.00	52,900.00	0.00	0.00	0.00	0.00	0.00	52,900.00	
COMFAC CORPORATION	2749	2018-12-20	26,000.00	26,000.00	0.00	0.00	0.00	0.00	0.00	26,000.00	

Department: State Universities and Colleges (SUCs)
 Agency: University of the Philippines System
 Operating Unit: < not applicable >
 Organization Code (UACS) : 08 008 0000000

Name of Creditors	Obligation Request and Status			AGING OF UNPAID OBLIGATIONS							Remarks
	Number	Date	Amount	Amount	90 days & below	91 to 180 days	181 to 270 days	271 to 365/366 days	More than 1 year but less than 2 years	More than 2 years	
				5=(6+7+8+9+10+11)	6	7	8	9	10	11	
1	2	3	4	5=(6+7+8+9+10+11)	6	7	8	9	10	11	12
EMCOR	1884	2017-07-04	363,484.00	363,484.00	0.00	0.00	0.00	0.00	0.00	363,484.00	
MANDAUE FOAM IND	12-1654	2014-12-22	150,000.00	150,000.00	0.00	0.00	0.00	0.00	0.00	150,000.00	
MJ AUTO ID CORP	12-1681	2014-12-22	22,000.00	22,000.00	0.00	0.00	0.00	0.00	0.00	22,000.00	
RAJ LAURENTE CONSTRUCTION & DEVELOPMENT PHILS	2746	2018-12-20	474,992.91	474,992.91	0.00	0.00	0.00	0.00	0.00	474,992.91	
SUAREZ & SONS INC	272	2017-02-09	350,000.00	350,000.00	0.00	0.00	0.00	0.00	0.00	350,000.00	
BETTER COMPONENT INC	101-15-120915	2015-12-31	160,000.00	160,000.00	0.00	0.00	0.00	0.00	0.00	160,000.00	
DM BRIONES CONSTRUCTION ENTERPRISES INC	101-15-100604	2015-10-22	72,000.00	72,000.00	0.00	0.00	0.00	0.00	0.00	72,000.00	
GAKKEN PHILIPPINES INC	48580	2018-12-28	6,060.80	6,060.80	0.00	0.00	0.00	0.00	0.00	6,060.80	
PITC	18-12-0854	2018-12-30	100,000,000.00	100,000,000.00	0.00	0.00	0.00	0.00	0.00	100,000,000.00	
EIGHT TREASURES TRADING	16-12-1222	2016-12-30	27,300.00	27,300.00	0.00	0.00	0.00	0.00	0.00	27,300.00	
GUILL BERN CORP	15-09-1047	2015-09-30	14,465.15	14,465.15	0.00	0.00	0.00	0.00	0.00	14,465.15	
JERR MARKETING	16-12-1137	2016-12-30	44,800.00	44,800.00	0.00	0.00	0.00	0.00	0.00	44,800.00	
MEDICOTEK INC	15-10-1238	2015-10-30	177,600.00	177,600.00	0.00	0.00	0.00	0.00	0.00	177,600.00	
PANTRONICS INTERNATIONAL CORP	16-10-1008	2016-10-30	2,895.00	2,895.00	0.00	0.00	0.00	0.00	0.00	2,895.00	
RMG HOSPITAL SUPPLY INC	15-10-1212	2015-10-30	56,281.60	56,281.60	0.00	0.00	0.00	0.00	0.00	56,281.60	
THE PHARMEDIC CORPORATION	16-02-0112	2016-02-28	570,000.00	570,000.00	0.00	0.00	0.00	0.00	0.00	570,000.00	
WESTECH MEDITRADE INC	16-02-0110	2016-02-28	50,000.00	50,000.00	0.00	0.00	0.00	0.00	0.00	50,000.00	
ASM FRANCISCO CONST	06-101101-2019-12-8312	2019-12-31	49,988,463.00	49,988,463.00	0.00	0.00	0.00	0.00	0.00	49,988,463.00	
CDMO CENTRAL STORE / ROLANDO JAMERO	15-12-2735	2015-12-31	247,654.55	247,654.55	0.00	0.00	0.00	0.00	0.00	247,654.55	
COMPUTRON BUSINESS CENTER	16-09-5014	2016-09-30	171,025.00	171,025.00	0.00	0.00	0.00	0.00	0.00	171,025.00	
DIAMOND INDUSTRIAL SYSTEMS PROVIDER INC	06-102101-2017-12-5557	2017-12-29	147,530.00	147,530.00	0.00	0.00	0.00	0.00	0.00	147,530.00	
GOLDQUEST BIOTECH	06-102101-2017-12-5560	2017-12-29	25,387.88	25,387.88	0.00	0.00	0.00	0.00	0.00	25,387.88	
KRYPTON IND RESOURCES	06-102101-2017-11-4656	2017-12-29	3,880.00	3,880.00	0.00	0.00	0.00	0.00	0.00	3,880.00	
LEVINS INTERNATIONAL	06-102101-2017-11-4673	2017-12-29	1,890.00	1,890.00	0.00	0.00	0.00	0.00	0.00	1,890.00	
MICRO BIOLOGICAL	06-102101-2017-12-5606	2017-12-29	4,170.00	4,170.00	0.00	0.00	0.00	0.00	0.00	4,170.00	
NIG MARKETING CORPORATION	15-07-181	2015-07-31	60,000.00	60,000.00	0.00	0.00	0.00	0.00	0.00	60,000.00	
TRULABORATORIES	06-102101-2017-12-5605	2017-12-29	16,782.79	16,782.79	0.00	0.00	0.00	0.00	0.00	16,782.79	

Department: State Universities and Colleges (SUCs)
 Agency: University of the Philippines System
 Operating Unit: < not applicable >
 Organization Code (UACS) : 08 008 0000000

Name of Creditors	Obligation Request and Status			AGING OF UNPAID OBLIGATIONS							Remarks
	Number	Date	Amount	Amount	90 days & below	91 to 180 days	181 to 270 days	271 to 365/366 days	More than 1 year but less than 2 years	More than 2 years	
				5=(6+7+8+9+10+11)	6	7	8	9	10	11	
1	2	3	4	5	6	7	8	9	10	11	12
ANGEL GABRIEL BUILDERS AND REALTY CORPORATION	GF-2018-12-2068	2018-12-31	66,484,382.50	66,484,382.50	0.00	0.00	0.00	0.00	66,484,382.50	0.00	
KRYPTON INDUSTRIAL RESOURCES CO	GF-2016-11-2120	2016-11-28	9,000.00	9,000.00	0.00	0.00	0.00	0.00	0.00	9,000.00	
ARCE BAILON ARCE ASSOCIATES	15-06-1698	2015-06-01	1,273,438.95	1,273,438.95	0.00	0.00	0.00	0.00	0.00	1,273,438.95	
ABENSON INC	12-21070	2010-12-31	8,346.00	8,346.00	0.00	0.00	0.00	0.00	0.00	8,346.00	
ACCURACY BUILDER ENTERPRISE	03-03366	2016-12-31	7,296,918.72	7,296,918.72	0.00	0.00	0.00	0.00	0.00	7,296,918.72	
ALLEYWAY CONSTRUCTION	12-25843	2015-12-31	85,822.50	85,822.50	0.00	0.00	0.00	0.00	0.00	85,822.50	
AUTOMATIC CENTER	12-20438	2010-12-31	37,000.00	37,000.00	0.00	0.00	0.00	0.00	0.00	37,000.00	
AUTOMATIC CENTER	12-20526	2010-12-31	19,380.00	19,380.00	0.00	0.00	0.00	0.00	0.00	19,380.00	
AUTOMATIC CENTER	12-20980	2010-12-31	40,000.00	40,000.00	0.00	0.00	0.00	0.00	0.00	40,000.00	
CERTEZA INFOSYSTEM CORP	12-21007	2010-12-31	47,700.00	47,700.00	0.00	0.00	0.00	0.00	0.00	47,700.00	
COLUMBIA PHOTSUPPLY	12-21029	2010-12-31	41,110.00	41,110.00	0.00	0.00	0.00	0.00	0.00	41,110.00	
COMPUCARE CENTE	11-15536	2010-12-31	390,320.00	390,320.00	0.00	0.00	0.00	0.00	0.00	390,320.00	
COMPUCARE CENTE	12-21407	2010-12-31	30,645.00	30,645.00	0.00	0.00	0.00	0.00	0.00	30,645.00	
COMPUCARE CENTER	12-20720	2010-12-31	47,895.00	47,895.00	0.00	0.00	0.00	0.00	0.00	47,895.00	
COMPUCARE CENTER - t	12-21402	2010-12-31	47,995.00	47,995.00	0.00	0.00	0.00	0.00	0.00	47,995.00	
CUSTOMER FIRST TRAD	12-20282	2010-12-31	47,788.88	47,788.88	0.00	0.00	0.00	0.00	0.00	47,788.88	
DESIGN CREST	12-21209	2010-12-31	40,000.00	40,000.00	0.00	0.00	0.00	0.00	0.00	40,000.00	
DHN CONSTRUCTION	12-20018	2010-12-31	15,101,689.90	15,101,689.90	0.00	0.00	0.00	0.00	0.00	15,101,689.90	
ELITE SCIENTIFI	12-21369	2010-12-31	49,420.00	49,420.00	0.00	0.00	0.00	0.00	0.00	49,420.00	
FAIRE TECH INC	12-19306	2010-12-31	533,074.58	533,074.58	0.00	0.00	0.00	0.00	0.00	533,074.58	
FLEXY COMPONENTS INC	12-20476	2010-12-31	47,700.00	47,700.00	0.00	0.00	0.00	0.00	0.00	47,700.00	
GOLDEN BAT	12-17941	2010-12-31	208,715.00	208,715.00	0.00	0.00	0.00	0.00	0.00	208,715.00	
HAVERHILL ENTERPRISE	12-20702	2010-12-31	11,610.00	11,610.00	0.00	0.00	0.00	0.00	0.00	11,610.00	
INTERACTIVE MOBILE A	12-20442	2010-12-31	49,934.02	49,934.02	0.00	0.00	0.00	0.00	0.00	49,934.02	
JESUS ASUNCION BUILDERS	12-18347	2019-12-18	20,000,000.00	20,000,000.00	0.00	0.00	0.00	0.00	20,000,000.00	0.00	
LINDE PHILIPPINES I	12-18313	2009-12-31	8,331,576.90	8,331,576.90	0.00	0.00	0.00	0.00	0.00	8,331,576.90	
ME SICAT CONSTRUCTION INC	12-25842	2015-12-31	8,797,952.50	8,797,952.50	0.00	0.00	0.00	0.00	0.00	8,797,952.50	
MFT INTER CORP	12-21225	2010-12-31	14,593.29	14,593.29	0.00	0.00	0.00	0.00	0.00	14,593.29	
MFT INTERNATIONAL CO	12-20850	2010-12-31	43,549.63	43,549.63	0.00	0.00	0.00	0.00	0.00	43,549.63	

Department: State Universities and Colleges (SUCs)
 Agency: University of the Philippines System
 Operating Unit: < not applicable >
 Organization Code (UACS) : 08 008 0000000

Name of Creditors	Obligation Request and Status			AGING OF UNPAID OBLIGATIONS							Remarks
	Number	Date	Amount	Amount	90 days & below	91 to 180 days	181 to 270 days	271 to 365/366 days	More than 1 year but less than 2 years	More than 2 years	
				5=(6+7+8+9+10+11)	6	7	8	9	10	11	
1	2	3	4	5=(6+7+8+9+10+11)	6	7	8	9	10	11	12
MFT INTERN'L CORP	12-19317	2010-12-31	90,000.00	90,000.00	0.00	0.00	0.00	0.00	0.00	90,000.00	
MSAP OFFICE SUPPLIES TRADING ET AL	12-18916	2019-12-27	470,950.00	470,950.00	0.00	0.00	0.00	0.00	470,950.00	0.00	
OFFICE WAREHOUSE	12-20982	2010-12-31	23,850.00	23,850.00	0.00	0.00	0.00	0.00	0.00	23,850.00	
OSCAR R. RUIVIVAR AND ASSOCIATES	01-00015	2016-12-31	1,229,838.98	1,229,838.98	0.00	0.00	0.00	0.00	0.00	1,229,838.98	
PC PAST COMPUTER SAL	12-18427	2010-12-31	37,065.00	37,065.00	0.00	0.00	0.00	0.00	0.00	37,065.00	
PHILIPP'S TECHNICAL	12-20213	2010-12-31	421,480.00	421,480.00	0.00	0.00	0.00	0.00	0.00	421,480.00	
QUICK FAB INNOVATIVE	12-21223	2010-12-31	32,400.00	32,400.00	0.00	0.00	0.00	0.00	0.00	32,400.00	
RR ENCABO CONTRACTORS	12-25417	2015-12-31	53,700,000.00	53,700,000.00	0.00	0.00	0.00	0.00	0.00	53,700,000.00	
SEE MANUFACTURING CO	12-20165	2010-12-31	26,600.00	26,600.00	0.00	0.00	0.00	0.00	0.00	26,600.00	
SENCO LINK TECHNOLOGY	12-20450	2010-12-31	45,000.00	45,000.00	0.00	0.00	0.00	0.00	0.00	45,000.00	
SUPERSERVE	12-20530	2010-12-31	37,850.00	37,850.00	0.00	0.00	0.00	0.00	0.00	37,850.00	
SUPERSERVE	12-21460	2010-12-31	40,000.00	40,000.00	0.00	0.00	0.00	0.00	0.00	40,000.00	
SUPERSERVE CORP	12-20404	2010-12-31	26,800.00	26,800.00	0.00	0.00	0.00	0.00	0.00	26,800.00	
SUPERSERVE CORP	12-20872	2010-12-31	41,600.00	41,600.00	0.00	0.00	0.00	0.00	0.00	41,600.00	
SUPERSERVE CORP	12-21163	2010-12-31	59,000.00	59,000.00	0.00	0.00	0.00	0.00	0.00	59,000.00	
THE US SURPLUS	12-21354	2010-12-31	180,000.00	180,000.00	0.00	0.00	0.00	0.00	0.00	180,000.00	
WESTERN GRAND CENTRA	12-20464	2010-12-31	42,950.00	42,950.00	0.00	0.00	0.00	0.00	0.00	42,950.00	
MARSTECH UNLIMITED SOLUTION	01-16-08-0570	2016-08-31	10,308,020.97	10,308,020.97	0.00	0.00	0.00	0.00	0.00	10,308,020.97	
A HAE COLISEUM	01-16-12-0969	2016-12-31	8,965,883.22	8,965,883.22	0.00	0.00	0.00	0.00	0.00	8,965,883.22	
JORDAL MEDICAL SYSTEMS INC	EO#16-10-2783	2016-12-31	12,091.30	12,091.30	0.00	0.00	0.00	0.00	0.00	12,091.30	
ARIES TIGER ENTERPRISE	EO#15-10-2378	2015-10-31	11,896.00	11,896.00	0.00	0.00	0.00	0.00	0.00	11,896.00	
BLACKRAM BUILDERS INC	LFP#17-12-003	2017-12-31	467,768.82	467,768.82	0.00	0.00	0.00	0.00	0.00	467,768.82	
COPY LANDIA OFFICE	EO#16-02-0232	2016-02-28	14,000.00	14,000.00	0.00	0.00	0.00	0.00	0.00	14,000.00	
DIGI SPECS I T CORPORATION	EO#15-10-2392	2015-10-31	4,398.00	4,398.00	0.00	0.00	0.00	0.00	0.00	4,398.00	
GLOBALAIRE TECHNOLOGY CORP	EO#16.11.3001	2016-11-30	26,500.00	26,500.00	0.00	0.00	0.00	0.00	0.00	26,500.00	
HARNWELL CHEMICALS CORPORATION	EO#16-02-0295	2016-02-28	9,445.80	9,445.80	0.00	0.00	0.00	0.00	0.00	9,445.80	
JVLO8 ENTERPRISE	16.12.3291	2016-12-31	256,000.00	256,000.00	0.00	0.00	0.00	0.00	0.00	256,000.00	
MARCPHIL CONSTRUCTION	17-12-010	2017-12-31	4,166,892.41	4,166,892.41	0.00	0.00	0.00	0.00	0.00	4,166,892.41	
MASERPRAGMA CORPORATION	EO16-12-3300	2016-12-31	39,033.30	39,033.30	0.00	0.00	0.00	0.00	0.00	39,033.30	

Department: State Universities and Colleges (SUCs)
 Agency: University of the Philippines System
 Operating Unit: < not applicable >
 Organization Code (UACS): 08 008 0000000

Name of Creditors	Obligation Request and Status			AGING OF UNPAID OBLIGATIONS							Remarks
	Number	Date	Amount	Amount	90 days & below	91 to 180 days	181 to 270 days	271 to 365/366 days	More than 1 year but less than 2 years	More than 2 years	
				5=(6+7+8+9+10+11)	6	7	8	9	10	11	
1	2	3	4	5	6	7	8	9	10	11	12
MOLAVE TRADING INC	EO#15-12-2950	2015-12-31	120,689.84	120,689.84	0.00	0.00	0.00	0.00	0.00	120,689.84	
PCWORKX IT SOLUTIONS INC	EO#16-01-40	2016-01-31	17,580.00	17,580.00	0.00	0.00	0.00	0.00	0.00	17,580.00	
PROSLV CO	EO#16-08-2131	2016-08-31	4,367.50	4,367.50	0.00	0.00	0.00	0.00	0.00	4,367.50	
RITVIT CONSTRUCTION & DEVELOPMENT CORP	LFP#17-12-006	2017-12-31	9,041,074.01	9,041,074.01	0.00	0.00	0.00	0.00	0.00	9,041,074.01	
SOLID MICRO IT SOLUTIONS	EO#15-08-1850	2015-08-31	60,950.00	60,950.00	0.00	0.00	0.00	0.00	0.00	60,950.00	
CCT GROUP COMPANIES (PERFECT STARR)	3404	2016-12-31	40,000.00	40,000.00	0.00	0.00	0.00	0.00	0.00	40,000.00	
CORE SCIENTIFIC INDUSTRIES	3389	2016-05-16	6,614,120.00	6,614,120.00	0.00	0.00	0.00	0.00	0.00	6,614,120.00	
EMCOR INC	2764	2017-10-10	108,565.00	108,565.00	0.00	0.00	0.00	0.00	0.00	108,565.00	
MAQUESERG CONSTRUCTION & GEN MDSE	12-1652	2014-12-22	40,431.64	40,431.64	0.00	0.00	0.00	0.00	0.00	40,431.64	
NEW DATCHE ET AL MICROGENESIS BUSINES SYSTEM	3400	2017-12-31	40,919.78	40,919.78	0.00	0.00	0.00	0.00	0.00	40,919.78	
RAJ LAURENTE CONSTRUCTION & DEVELOPMENT PHILS	2747	2017-12-20	4,008,149.74	4,008,149.74	0.00	0.00	0.00	0.00	0.00	4,008,149.74	
A C ONG CONSULTING INC	101-17-122428	2017-12-29	2,247,896.00	2,247,896.00	0.00	0.00	0.00	0.00	0.00	2,247,896.00	
BETTER COMPONENT INC	101-15-120924	2015-12-31	480,000.00	480,000.00	0.00	0.00	0.00	0.00	0.00	480,000.00	
DM BRIONES CONSTRUCTION ENTERPRISES INC	101-15-100605	2015-10-22	788,804.00	788,804.00	0.00	0.00	0.00	0.00	0.00	788,804.00	
JSA INC	49304	2018-12-28	229,926.00	229,926.00	0.00	0.00	0.00	0.00	0.00	229,926.00	
ACTIMED HEALTHCARE TECHNOLOGIES INC	16-03-0230	2016-03-30	7,850.00	7,850.00	0.00	0.00	0.00	0.00	0.00	7,850.00	
EIGHT TREASURES TRADING	16-12-1228	2016-12-30	45,000.00	45,000.00	0.00	0.00	0.00	0.00	0.00	45,000.00	
GUILL BERN CORP	16-03-0196	2016-03-30	47,825.00	47,825.00	0.00	0.00	0.00	0.00	0.00	47,825.00	
LUZON SALES CO INC	16-06-0531	2016-06-30	8,495.00	8,495.00	0.00	0.00	0.00	0.00	0.00	8,495.00	
MEDICOTEK INCORPORATED	16-05-0428	2016-05-30	71,600.00	71,600.00	0.00	0.00	0.00	0.00	0.00	71,600.00	
RB SORIANO CONSTRUCTION	19-12-0946	2019-12-30	42,500,000.00	42,500,000.00	0.00	0.00	0.00	0.00	0.00	42,500,000.00	
RMG HOSPITAL SUPPLY INC	16-05-0427	2016-05-30	15,750.00	15,750.00	0.00	0.00	0.00	0.00	0.00	15,750.00	
THE PHARMEDIC CORPORATION	16-02-0113	2016-02-28	1,194,000.00	1,194,000.00	0.00	0.00	0.00	0.00	0.00	1,194,000.00	
WESTERN MARKETING CORP	15-10-1127	2015-10-30	4,032.00	4,032.00	0.00	0.00	0.00	0.00	0.00	4,032.00	
BEHAVIORAL DYNAMICS INCORPORATED	15-10-1826	2015-10-31	150,000.00	150,000.00	0.00	0.00	0.00	0.00	0.00	150,000.00	
CDMO CENTRAL STORE / ROLANDO JAMERO	15-12-2736	2015-12-31	212,384.67	212,384.67	0.00	0.00	0.00	0.00	0.00	212,384.67	
CONCEPT COMPUTER CENTER	15-10-1825	2015-10-31	220,000.00	220,000.00	0.00	0.00	0.00	0.00	0.00	220,000.00	
DIAMOND INDUSTRIAL SYSTEMS PROVIDER INC	06-102101-2017-12-5583	2017-12-29	8,700.00	8,700.00	0.00	0.00	0.00	0.00	0.00	8,700.00	

Department: State Universities and Colleges (SUCs)
 Agency: University of the Philippines System
 Operating Unit: < not applicable >
 Organization Code (UACS): 08 008 0000000

Name of Creditors	Obligation Request and Status			AGING OF UNPAID OBLIGATIONS							Remarks	
	Number	Date	Amount	Amount	90 days & below	91 to 180 days	181 to 270 days	271 to 365/366 days	More than 1 year but less than 2 years	More than 2 years		
												5=(6+7+8+9+10+11)
1	2	3	4	5	6	7	8	9	10	11	12	
GOLDQUEST BIOTECH	06-102101-2017-12-5607	2017-12-29	10,080.00	10,080.00	0.00	0.00	0.00	0.00	0.00	0.00	10,080.00	
KRYPTON IND RESOURCES	06-102101-2017-12-5564	2017-12-29	32,040.00	32,040.00	0.00	0.00	0.00	0.00	0.00	0.00	32,040.00	
LEVINS INTERNATIONAL	06-102101-2017-12-5610	2017-12-29	3,290.00	3,290.00	0.00	0.00	0.00	0.00	0.00	0.00	3,290.00	
MICRO ASIA BUILDERS	06-102101-2017-08-3472	2017-12-29	137,905,652.81	137,905,652.81	0.00	0.00	0.00	0.00	0.00	0.00	137,905,652.81	
NIG MARKETING CORPORATION	15-10-1824	2015-10-31	3,155.00	3,155.00	0.00	0.00	0.00	0.00	0.00	0.00	3,155.00	
UPV-CDMO	13-11-3297	2013-11-30	97,046.54	97,046.54	0.00	0.00	0.00	0.00	0.00	0.00	97,046.54	
APO GENERAL CONSTRUCTION	GF-2015-11-2085	2015-12-23	1,796,807.23	1,796,807.23	0.00	0.00	0.00	0.00	0.00	0.00	1,796,807.23	
M.VERANO CONST. CORP. / GREAT ZONE ENTERPRISE	GF-2019-12-2139	2019-12-31	17,000,000.00	17,000,000.00	0.00	0.00	0.00	0.00	0.00	0.00	17,000,000.00	
ENRIQUE OLANAN & ASSOCIATES	17-10-3681	2017-10-01	1,000,000.00	1,000,000.00	0.00	0.00	0.00	0.00	0.00	0.00	1,000,000.00	
ABENSON INC	07-09762	2010-12-31	5,200.00	5,200.00	0.00	0.00	0.00	0.00	0.00	0.00	5,200.00	
ACCURACY BUILDER ENTERPRISE	10-20166	2015-12-31	27,000.00	27,000.00	0.00	0.00	0.00	0.00	0.00	0.00	27,000.00	
ALPHA GEOSCIENCE	03-02382	2010-12-31	136,654.66	136,654.66	0.00	0.00	0.00	0.00	0.00	0.00	136,654.66	
AUTOMATIC CENTER	12-20446	2010-12-31	35,800.00	35,800.00	0.00	0.00	0.00	0.00	0.00	0.00	35,800.00	
AUTOMATIC CENTER	12-20528	2010-12-31	20,600.00	20,600.00	0.00	0.00	0.00	0.00	0.00	0.00	20,600.00	
AUTOMATIC CENTER	12-21005	2010-12-31	49,500.00	49,500.00	0.00	0.00	0.00	0.00	0.00	0.00	49,500.00	
CERTEZA INFOSYSTEM CORP	12-20986	2010-12-31	47,700.00	47,700.00	0.00	0.00	0.00	0.00	0.00	0.00	47,700.00	
COMPLINK SM NORTH	12-21317	2010-12-31	29,490.00	29,490.00	0.00	0.00	0.00	0.00	0.00	0.00	29,490.00	
COMPUCARE CENTER	11-16706	2010-12-31	49,045.00	49,045.00	0.00	0.00	0.00	0.00	0.00	0.00	49,045.00	
COMPUCARE CENTE	12-21408	2010-12-31	30,645.00	30,645.00	0.00	0.00	0.00	0.00	0.00	0.00	30,645.00	
COMPUCARE CENTER	12-20833	2010-12-31	48,875.00	48,875.00	0.00	0.00	0.00	0.00	0.00	0.00	48,875.00	
COMPUCARE CORP	11-15881	2010-12-31	44,000.00	44,000.00	0.00	0.00	0.00	0.00	0.00	0.00	44,000.00	
CUSTOMER FIRST TRAD	12-20283	2010-12-31	44,964.00	44,964.00	0.00	0.00	0.00	0.00	0.00	0.00	44,964.00	
DESIGN CREST FURNITU	10-13371	2010-12-31	22,100.00	22,100.00	0.00	0.00	0.00	0.00	0.00	0.00	22,100.00	
DIGITAL NETWORK COMM	12-19316	2010-12-31	680,000.00	680,000.00	0.00	0.00	0.00	0.00	0.00	0.00	680,000.00	
ELITE SCIENTIFIC & D	12-20420	2010-12-31	27,216.00	27,216.00	0.00	0.00	0.00	0.00	0.00	0.00	27,216.00	
FAIRE TECH INC	12-18350	2010-12-31	49,924.00	49,924.00	0.00	0.00	0.00	0.00	0.00	0.00	49,924.00	
FLEXY COMPONENTS	12-20919	2010-12-31	50,000.00	50,000.00	0.00	0.00	0.00	0.00	0.00	0.00	50,000.00	
GOLDEN BAT	12-19171	2010-12-31	22,000.00	22,000.00	0.00	0.00	0.00	0.00	0.00	0.00	22,000.00	

Department: State Universities and Colleges (SUCs)
 Agency: University of the Philippines System
 Operating Unit: < not applicable >
 Organization Code (UACS) : 08 008 0000000

Name of Creditors	Obligation Request and Status			AGING OF UNPAID OBLIGATIONS							Remarks	
	Number	Date	Amount	Amount	90 days & below	91 to 180 days	181 to 270 days	271 to 365/366 days	More than 1 year but less than 2 years	More than 2 years		
				5=(6+7+8+9+10+11)	6	7	8	9	10	11		
1	2	3	4								12	
HEMINWAY OFFICE SUPP	12-20525	2010-12-31	13,200.00	13,200.00	0.00	0.00	0.00	0.00	0.00	0.00	13,200.00	
INTERACTIVE MOBILE A	12-20443	2010-12-31	49,934.02	49,934.02	0.00	0.00	0.00	0.00	0.00	0.00	49,934.02	
JOHNNYSPOND	12-21076	2010-12-31	6,742.00	6,742.00	0.00	0.00	0.00	0.00	0.00	0.00	6,742.00	
MACARE MEDICALS INC	12-21287	2010-12-31	165,798.00	165,798.00	0.00	0.00	0.00	0.00	0.00	0.00	165,798.00	
MECHANICAL HANDLING	12-20510	2010-12-31	50,000.00	50,000.00	0.00	0.00	0.00	0.00	0.00	0.00	50,000.00	
MFT INTER CORP	12-21226	2010-12-31	40,924.59	40,924.59	0.00	0.00	0.00	0.00	0.00	0.00	40,924.59	
MFT INTERNATIONAL CO	12-20855	2010-12-31	32,804.35	32,804.35	0.00	0.00	0.00	0.00	0.00	0.00	32,804.35	
MFT INTL CORP	12-20463	2010-12-31	47,098.12	47,098.12	0.00	0.00	0.00	0.00	0.00	0.00	47,098.12	
NEMIE FURNITURE TRAD	12-21227	2010-12-31	47,600.00	47,600.00	0.00	0.00	0.00	0.00	0.00	0.00	47,600.00	
OFFICE WAREHOUSE INC	12-20512	2010-12-31	27,960.00	27,960.00	0.00	0.00	0.00	0.00	0.00	0.00	27,960.00	
OSCAR RUIVIVAR & ASSOCIATES	10-19315	2015-12-31	543,025.86	543,025.86	0.00	0.00	0.00	0.00	0.00	0.00	543,025.86	
PHILAB INDUSTRIES	12-17915	2010-12-31	4,142,803.00	4,142,803.00	0.00	0.00	0.00	0.00	0.00	0.00	4,142,803.00	
PHILIPP'S TECHNICAL CONSUL	02-00860	2016-12-31	271.29	271.29	0.00	0.00	0.00	0.00	0.00	0.00	271.29	
R.R. ENCABO CONTRACTORS	12-25844	2015-12-31	7,103,574.05	7,103,574.05	0.00	0.00	0.00	0.00	0.00	0.00	7,103,574.05	
RS COMPONENTS LIMETE	12-20431	2010-12-31	48,652.80	48,652.80	0.00	0.00	0.00	0.00	0.00	0.00	48,652.80	
SEE MANUFACTURING CO	12-21379	2010-12-31	31,840.00	31,840.00	0.00	0.00	0.00	0.00	0.00	0.00	31,840.00	
SICCION MARKETING	12-19208	2010-12-31	92,500.00	92,500.00	0.00	0.00	0.00	0.00	0.00	0.00	92,500.00	
SUPERSERVE	12-20847	2010-12-31	43,200.00	43,200.00	0.00	0.00	0.00	0.00	0.00	0.00	43,200.00	
SUPERSERVE	12-21461	2010-12-31	50,000.00	50,000.00	0.00	0.00	0.00	0.00	0.00	0.00	50,000.00	
SUPERSERVE CORP	12-20620	2010-12-31	11,460.00	11,460.00	0.00	0.00	0.00	0.00	0.00	0.00	11,460.00	
SUPERSERVE CORP	12-20873	2010-12-31	50,000.00	50,000.00	0.00	0.00	0.00	0.00	0.00	0.00	50,000.00	
SUPERSERVE CORP	12-21237	2010-12-31	11,700.00	11,700.00	0.00	0.00	0.00	0.00	0.00	0.00	11,700.00	
TM ABAD	12-19494	2010-12-31	6,482,809.33	6,482,809.33	0.00	0.00	0.00	0.00	0.00	0.00	6,482,809.33	
WESTERN MARKETING	12-21190	2010-12-31	49,500.00	49,500.00	0.00	0.00	0.00	0.00	0.00	0.00	49,500.00	
PRONET SYSTEMS INTEGRATED NETWORK SOLUTION INC	01-16-08-0573	2016-08-31	4,424,500.00	4,424,500.00	0.00	0.00	0.00	0.00	0.00	0.00	4,424,500.00	
BF CORPORATION	01-16-12-0970	2016-12-31	15,476,918.45	15,476,918.45	0.00	0.00	0.00	0.00	0.00	0.00	15,476,918.45	
NMS TRADING	EO#16.09.2561	2016-09-30	6,000.00	6,000.00	0.00	0.00	0.00	0.00	0.00	0.00	6,000.00	
ARIES TIGER ENTERPRISE	EO#16-01-0094	2016-01-31	9,784.00	9,784.00	0.00	0.00	0.00	0.00	0.00	0.00	9,784.00	
BOSEL PHILIPPINES INC	EO#15-09-1962	2015-09-30	60,000.00	60,000.00	0.00	0.00	0.00	0.00	0.00	0.00	60,000.00	

Department: State Universities and Colleges (SUCs)
 Agency: University of the Philippines System
 Operating Unit: < not applicable >
 Organization Code (UACS): 08 008 0000000

Name of Creditors	Obligation Request and Status			AGING OF UNPAID OBLIGATIONS							Remarks	
	Number	Date	Amount	Amount	90 days & below	91 to 180 days	181 to 270 days	271 to 365/366 days	More than 1 year but less than 2 years	More than 2 years		
												5=(6+7+8+9+10+11)
COSMOTECH PHILS INC	16.12.3589	2016-12-31	140,000.00	140,000.00	0.00	0.00	0.00	0.00	0.00	0.00	140,000.00	
DM FERRER & ASSOCIATES	13.01.0001	2013-01-31	15,968,960.00	15,968,960.00	0.00	0.00	0.00	0.00	0.00	0.00	15,968,960.00	
GOLDEN BAT INC	EO#15.12.2719	2015-12-31	39,739.50	39,739.50	0.00	0.00	0.00	0.00	0.00	0.00	39,739.50	
IMAX TECHNOLOGIES	EO#15-10-2304	2015-10-31	8,981.20	8,981.20	0.00	0.00	0.00	0.00	0.00	0.00	8,981.20	
K O B S CUSTOMERS FIRST TRADING INC	EO#15-10-2351	2015-10-31	313,888.88	313,888.88	0.00	0.00	0.00	0.00	0.00	0.00	313,888.88	
MARCPHIL CONSTRUCTION	LFP#17-12-008	2017-12-31	438,860.47	438,860.47	0.00	0.00	0.00	0.00	0.00	0.00	438,860.47	
MEDEV MEDICAL DEVICES CORPORATION	19-12-008	2019-12-31	49,880.00	49,880.00	0.00	0.00	0.00	0.00	0.00	0.00	49,880.00	
MOLAVE TRADING INC	EO#16-01-032	2016-01-31	89,500.00	89,500.00	0.00	0.00	0.00	0.00	0.00	0.00	89,500.00	
PITC	17-12-012	2017-12-31	3,253,871.20	3,253,871.20	0.00	0.00	0.00	0.00	0.00	0.00	3,253,871.20	
QUALITY MEDICAL TRADING	EO#15-08-1827	2015-08-31	5,325.00	5,325.00	0.00	0.00	0.00	0.00	0.00	0.00	5,325.00	
RL APPLICANCE INC	16.07.1889	2016-07-31	7,295.00	7,295.00	0.00	0.00	0.00	0.00	0.00	0.00	7,295.00	
TRIPLE BOND TRADING	EO#15.09.2075	2015-09-30	27,400.00	27,400.00	0.00	0.00	0.00	0.00	0.00	0.00	27,400.00	
CEBU OVERSEA	186	2016-10-06	19,950.00	19,950.00	0.00	0.00	0.00	0.00	0.00	0.00	19,950.00	
CORE SCIENTIFIC INDUSTRIES	3390	2017-10-18	58,792.00	58,792.00	0.00	0.00	0.00	0.00	0.00	0.00	58,792.00	
EMCOR INCORPORATED	1888	2017-07-04	482,660.21	482,660.21	0.00	0.00	0.00	0.00	0.00	0.00	482,660.21	
MAQUESERG CONSTRUCTION & GEN MDSE	12-1723	2014-12-19	2,693,488.38	2,693,488.38	0.00	0.00	0.00	0.00	0.00	0.00	2,693,488.38	
NG KHAI DEV CORPORATION	2749	2018-12-20	80,000.00	80,000.00	0.00	0.00	0.00	0.00	80,000.00	0.00	0.00	
SATO GLASS	12-1660	2016-12-22	9,660.00	9,660.00	0.00	0.00	0.00	0.00	0.00	0.00	9,660.00	
A C ONG CONSULTING INC	101-17-122444	2017-12-29	4,164,966.40	4,164,966.40	0.00	0.00	0.00	0.00	0.00	0.00	4,164,966.40	
DAVAO PHOTO DIGI CORP	101-17-122341	2017-12-28	96,900.00	96,900.00	0.00	0.00	0.00	0.00	0.00	0.00	96,900.00	
EMCOR INC	101-16-111687	2016-11-29	15,980.00	15,980.00	0.00	0.00	0.00	0.00	0.00	0.00	15,980.00	
LUIS E. YEE JR. ART GALLERY	54171	2019-12-18	10,109,258.37	10,109,258.37	0.00	0.00	0.00	0.00	10,109,258.37	0.00	0.00	
CERTIFIED TRADING	16-03-0213	2016-03-30	4,800.00	4,800.00	0.00	0.00	0.00	0.00	0.00	0.00	4,800.00	
FAS DIAGNOSTIC GROUP INC	15-11-1380	2015-11-30	95,000.00	95,000.00	0.00	0.00	0.00	0.00	0.00	0.00	95,000.00	
HEALTH SOLUTIONS ENTERPRISES INC	16-12-1180	2016-12-30	125,860.00	125,860.00	0.00	0.00	0.00	0.00	0.00	0.00	125,860.00	
MACARE MEDICALS INC	15-11-1379	2015-11-30	47,000.00	47,000.00	0.00	0.00	0.00	0.00	0.00	0.00	47,000.00	
MEDTRONIX MEDICAL SUPPLIES & EQUIPMENT	15-10-1161	2015-10-30	43,600.00	43,600.00	0.00	0.00	0.00	0.00	0.00	0.00	43,600.00	
RBLG ENTERPRISES	16-07-0595	2016-07-30	13,766.30	13,766.30	0.00	0.00	0.00	0.00	0.00	0.00	13,766.30	
RONNEL PASCUA FORONDA/CAGAYAN APPLIANCE CENTER	16-06-0506	2016-06-30	796,360.00	796,360.00	0.00	0.00	0.00	0.00	0.00	0.00	796,360.00	

Department: State Universities and Colleges (SUCs)
 Agency: University of the Philippines System
 Operating Unit: < not applicable >
 Organization Code (UACS) : 08 008 0000000

Name of Creditors	Obligation Request and Status			AGING OF UNPAID OBLIGATIONS							Remarks
	Number	Date	Amount	Amount	90 days & below	91 to 180 days	181 to 270 days	271 to 365/366 days	More than 1 year but less than 2 years	More than 2 years	
				5=(6+7+8+9+10+11)	6	7	8	9	10	11	
1	2	3	4	5	6	7	8	9	10	11	12
UNITED MEDICAL SUPPLY	16-03-0225	2016-03-30	70,000.00	70,000.00	0.00	0.00	0.00	0.00	0.00	70,000.00	
XITRIX COMPUTER CORPORATION	16-02-0108	2016-02-28	515,900.00	515,900.00	0.00	0.00	0.00	0.00	0.00	515,900.00	
BIOKITS	06-102101-2017-12-5609	2017-12-29	1,452.00	1,452.00	0.00	0.00	0.00	0.00	0.00	1,452.00	
CDMO CENTRAL STORE / ROLANDO JAMERO	15-05-1654	2015-05-31	34,578.38	34,578.38	0.00	0.00	0.00	0.00	0.00	34,578.38	
CULASI GENERAL MERCH	06-102101-2018-12-4786	2018-12-28	2,871,227.72	2,871,227.72	0.00	0.00	0.00	0.00	0.00	2,871,227.72	
D MALT INDUSTRIAL SALES CORPORATION	16-07-2025	2016-07-31	1,878.00	1,878.00	0.00	0.00	0.00	0.00	0.00	1,878.00	
IMPERIAL APPLIANCE	06-102101-2017-12-5716	2017-12-29	12,000.00	12,000.00	0.00	0.00	0.00	0.00	0.00	12,000.00	
KRYPTON IND RESOURCES	06-102101-2017-12-5604	2017-12-29	232,035.15	232,035.15	0.00	0.00	0.00	0.00	0.00	232,035.15	
MACOTRADE	06-102101-2017-12-5608	2017-12-29	9,760.00	9,760.00	0.00	0.00	0.00	0.00	0.00	9,760.00	
MICRO ASIA BUILDERS	06-102101-2017-10-4216	2017-12-29	2,089,103.56	2,089,103.56	0.00	0.00	0.00	0.00	0.00	2,089,103.56	
PJD LAB MARKETING	06-102101-2017-11-4673	2017-12-29	3,478.90	3,478.90	0.00	0.00	0.00	0.00	0.00	3,478.90	
UPV-CDMO	13-11-3334	2013-11-30	133,296.34	133,296.34	0.00	0.00	0.00	0.00	0.00	133,296.34	
APO GENERAL CONSTRUCTION	GF-2016-11-1992	2015-11-18	203,192.78	203,192.78	0.00	0.00	0.00	0.00	0.00	203,192.78	
MACROTRADE RESOURCES INC	GF-2016-11-2119	2016-11-28	4,500.00	4,500.00	0.00	0.00	0.00	0.00	0.00	4,500.00	
RC DE VILLA CONSTRUCTION & DEVT CORP	15-12-4275	2015-12-01	246,535.60	246,535.60	0.00	0.00	0.00	0.00	0.00	246,535.60	
ABLE MASTERCRAFT TRA	12-20175	2010-12-31	38,400.00	38,400.00	0.00	0.00	0.00	0.00	0.00	38,400.00	
ACCURACY BUILDER ENTERPRISE	12-23843	2015-12-31	185,072.70	185,072.70	0.00	0.00	0.00	0.00	0.00	185,072.70	
ANSON HOME INC	12-19892	2010-12-31	33,000.00	33,000.00	0.00	0.00	0.00	0.00	0.00	33,000.00	
AUTOMATIC CENTER	12-20447	2010-12-31	29,950.00	29,950.00	0.00	0.00	0.00	0.00	0.00	29,950.00	
AUTOMATIC CENTER	12-20546	2010-12-31	33,900.00	33,900.00	0.00	0.00	0.00	0.00	0.00	33,900.00	
AUTOMATIC CENTER	12-20623	2010-12-31	44,999.00	44,999.00	0.00	0.00	0.00	0.00	0.00	44,999.00	
CHINA STATE PHILS	12-21423	2010-12-31	944,956.92	944,956.92	0.00	0.00	0.00	0.00	0.00	944,956.92	
COMPUCARE	09-11892	2010-12-31	327,655.81	327,655.81	0.00	0.00	0.00	0.00	0.00	327,655.81	
COMPUCARE CENTE	12-20702	2010-12-31	11,945.00	11,945.00	0.00	0.00	0.00	0.00	0.00	11,945.00	
COMPUCARE CENTER	12-20244	2010-12-31	42,600.00	42,600.00	0.00	0.00	0.00	0.00	0.00	42,600.00	
COMPUCARE CENTER	12-21116	2010-12-31	335,160.00	335,160.00	0.00	0.00	0.00	0.00	0.00	335,160.00	
CONTRONICS	12-21417	2010-12-31	38,800.00	38,800.00	0.00	0.00	0.00	0.00	0.00	38,800.00	

Department: State Universities and Colleges (SUCs)
 Agency: University of the Philippines System
 Operating Unit: < not applicable >
 Organization Code (UACS): 08 008 0000000

Name of Creditors	Obligation Request and Status			AGING OF UNPAID OBLIGATIONS							Remarks
	Number	Date	Amount	Amount	90 days & below	91 to 180 days	181 to 270 days	271 to 365/366 days	More than 1 year but less than 2 years	More than 2 years	
				5=(6+7+8+9+10+11)	6	7	8	9	10	11	
1	2	3	4	5	6	7	8	9	10	11	12
CUSTOMER FIRST TRAD	12-20387	2010-12-31	39,688.88	39,688.88	0.00	0.00	0.00	0.00	0.00	39,688.88	
DESIGN CREST FURNITU	10-13372	2010-12-31	32,832.00	32,832.00	0.00	0.00	0.00	0.00	0.00	32,832.00	
DYNALAB CORPORATION	12-20799	2010-12-31	36,080.00	36,080.00	0.00	0.00	0.00	0.00	0.00	36,080.00	
ELITE SCIENTIFIC & D	12-20421	2010-12-31	40,320.00	40,320.00	0.00	0.00	0.00	0.00	0.00	40,320.00	
FELTA MULTI MED	09-11871	2010-12-31	395,000.00	395,000.00	0.00	0.00	0.00	0.00	0.00	395,000.00	
FLEXY COMPONENTS INC	12-21053	2010-12-31	12,360.00	12,360.00	0.00	0.00	0.00	0.00	0.00	12,360.00	
GOLDEN BAT	12-21380	2010-12-31	45,990.00	45,990.00	0.00	0.00	0.00	0.00	0.00	45,990.00	
HUMIL INTERNATI	12-20399	2010-12-31	97,000.00	97,000.00	0.00	0.00	0.00	0.00	0.00	97,000.00	
INTERACTIVE MOBILE A	12-20459	2010-12-31	49,934.02	49,934.02	0.00	0.00	0.00	0.00	0.00	49,934.02	
KB KONSTRAK BILDING SOLU	12-24748	2015-12-31	882,050.37	882,050.37	0.00	0.00	0.00	0.00	0.00	882,050.37	
MACRO MACHINERY AND	12-20346	2010-12-31	50,000.00	50,000.00	0.00	0.00	0.00	0.00	0.00	50,000.00	
MERALCO	12-20613	2010-12-31	1,669,282.47	1,669,282.47	0.00	0.00	0.00	0.00	0.00	1,669,282.47	
MFT INTERNATION	12-18926	2010-12-31	41,904.75	41,904.75	0.00	0.00	0.00	0.00	0.00	41,904.75	
MFT INTERNATIONAL CO	12-21128	2010-12-31	39,916.00	39,916.00	0.00	0.00	0.00	0.00	0.00	39,916.00	
MG-JA ENT	09-12839	2010-12-31	49,900.75	49,900.75	0.00	0.00	0.00	0.00	0.00	49,900.75	
NEMIE FURNITURE TRAD	12-21228	2010-12-31	48,000.00	48,000.00	0.00	0.00	0.00	0.00	0.00	48,000.00	
OFFICE WAREHOUSE INC	12-20514	2010-12-31	48,633.00	48,633.00	0.00	0.00	0.00	0.00	0.00	48,633.00	
OSCAR RUIVIVAR & ASSOCIATES	12-24751	2015-12-31	263,047.08	263,047.08	0.00	0.00	0.00	0.00	0.00	263,047.08	
PHILAB INDUSTRIES	12-19855	2010-12-31	48,000.00	48,000.00	0.00	0.00	0.00	0.00	0.00	48,000.00	
PHILIPP'S TECHNICAL CONSUL	02-00861	2016-12-31	853,990.51	853,990.51	0.00	0.00	0.00	0.00	0.00	853,990.51	
REYGEM BUILDERS	12-24750	2015-12-31	966,757.91	966,757.91	0.00	0.00	0.00	0.00	0.00	966,757.91	
RS COMPONENTS LIMETE	12-20448	2010-12-31	36,610.56	36,610.56	0.00	0.00	0.00	0.00	0.00	36,610.56	
SESCO LINK TECH	12-19435	2010-12-31	45,000.00	45,000.00	0.00	0.00	0.00	0.00	0.00	45,000.00	
SM APPLIANCE CENTER	12-21077	2010-12-31	16,600.00	16,600.00	0.00	0.00	0.00	0.00	0.00	16,600.00	
SUPERSERVE	12-21424	2010-12-31	49,500.00	49,500.00	0.00	0.00	0.00	0.00	0.00	49,500.00	
SUPERSERVE CORP	12-20179	2010-12-31	44,275.00	44,275.00	0.00	0.00	0.00	0.00	0.00	44,275.00	
SUPERSERVE CORP	12-20622	2010-12-31	31,794.00	31,794.00	0.00	0.00	0.00	0.00	0.00	31,794.00	
SUPERSERVE CORP	12-20874	2010-12-31	38,400.00	38,400.00	0.00	0.00	0.00	0.00	0.00	38,400.00	
SYSPRO COMPUTER SPEC	12-20062	2010-12-31	12,900.00	12,900.00	0.00	0.00	0.00	0.00	0.00	12,900.00	

Department: State Universities and Colleges (SUCs)
 Agency: University of the Philippines System
 Operating Unit: < not applicable >
 Organization Code (UACS) : 08 008 0000000

Name of Creditors	Obligation Request and Status			AGING OF UNPAID OBLIGATIONS							Remarks
	Number	Date	Amount	Amount	90 days & below	91 to 180 days	181 to 270 days	271 to 365/366 days	More than 1 year but less than 2 years	More than 2 years	
				5=(6+7+8+9+10+11)	6	7	8	9	10	11	
1	2	3	4	5=(6+7+8+9+10+11)	6	7	8	9	10	11	12
TOOLEC INC	12-19381	2010-12-31	39,852.00	39,852.00	0.00	0.00	0.00	0.00	0.00	39,852.00	
WESTERN MARKETING	12-20838	2010-12-31	49,500.00	49,500.00	0.00	0.00	0.00	0.00	0.00	49,500.00	
PRONET SYSTEMS INTEGRATED NETWORK SOLUTION INC	01-16-08-0574	2016-08-31	3,366,033.26	3,366,033.26	0.00	0.00	0.00	0.00	0.00	3,366,033.26	
ISERVE CUSTOMER MANAGEMENT SOLUTIONS INC / ARN BUILDERS INC	01-16-12-0971	2016-12-31	104,195,903.04	104,195,903.04	0.00	0.00	0.00	0.00	0.00	104,195,903.04	
A C ONG CONSULTING INC	LFP#17-11-004	2017-11-30	1,279,772.71	1,279,772.71	0.00	0.00	0.00	0.00	0.00	1,279,772.71	
AVID SALES CORP	EO#15.8.1760	2015-08-31	10,240.00	10,240.00	0.00	0.00	0.00	0.00	0.00	10,240.00	
BOSSEL PHILIPPINES INC	EO#15-12-2781	2015-12-31	190,000.00	190,000.00	0.00	0.00	0.00	0.00	0.00	190,000.00	
DBM PROCUREMENT SERVICE	EO#15.12.2889	2015-12-31	6,598,500.00	6,598,500.00	0.00	0.00	0.00	0.00	0.00	6,598,500.00	
DM FERRER & ASSOCIATES	13.12.2750	2013-12-31	9,503,104.00	9,503,104.00	0.00	0.00	0.00	0.00	0.00	9,503,104.00	
GOLDEN BAT INC	EO#15.8.1772	2015-08-31	6,325.00	6,325.00	0.00	0.00	0.00	0.00	0.00	6,325.00	
INFOWORX INC	EO#16-11-2976	2016-11-30	8,316.00	8,316.00	0.00	0.00	0.00	0.00	0.00	8,316.00	
K O B S CUSTOMERS FIRST TRADING INC	16.01.0082	2016-01-31	379,528.72	379,528.72	0.00	0.00	0.00	0.00	0.00	379,528.72	
MARCPHIL CONSTRUCTION	LFP#17-12-010	2017-12-31	453,375.08	453,375.08	0.00	0.00	0.00	0.00	0.00	453,375.08	
MERCK INC	16.01.0029	2016-01-31	800,000.00	800,000.00	0.00	0.00	0.00	0.00	0.00	800,000.00	
MOLAVE TRADING INC	EO#16-03-0662	2016-03-31	62,500.00	62,500.00	0.00	0.00	0.00	0.00	0.00	62,500.00	
PITC	17-12-013	2017-12-31	6,019,888.72	6,019,888.72	0.00	0.00	0.00	0.00	0.00	6,019,888.72	
QUALITY MEDICAL TRADING	EO#15-10-2167	2015-10-31	3,500.00	3,500.00	0.00	0.00	0.00	0.00	0.00	3,500.00	
S M SEVERINO CONSTRUCTION AND TRADING	18-10-0003	2018-10-31	4,332,615.44	4,332,615.44	0.00	0.00	0.00	0.00	0.00	4,332,615.44	
TRIPLE BOND TRADING	EO#15-10-2383	2015-10-31	14,400.00	14,400.00	0.00	0.00	0.00	0.00	0.00	14,400.00	
CEBU OVERSEA HARDWARE CO., INC	6295	2016-12-29	17,205.50	17,205.50	0.00	0.00	0.00	0.00	0.00	17,205.50	
DAKAY CONST AND DEV CORP	12-6059	2016-12-20	16,422,120.81	16,422,120.81	0.00	0.00	0.00	0.00	0.00	16,422,120.81	
INDENTRADE	3393	2016-09-06	241,509.00	241,509.00	0.00	0.00	0.00	0.00	0.00	241,509.00	
MAXIMAX SYSTEMS	12-1310	2015-12-18	1,783.64	1,783.64	0.00	0.00	0.00	0.00	0.00	1,783.64	
NG KHAI DEV CORPORATION	12-1339	2015-12-18	55,088.50	55,088.50	0.00	0.00	0.00	0.00	0.00	55,088.50	
SOLAZONE ET AL. SOLAZONE	3404	2017-10-24	40,000.00	40,000.00	0.00	0.00	0.00	0.00	0.00	40,000.00	
A S M FRANCISCO CONST & DEVT CORP	101-16-122083	2016-12-31	28,622,856.60	28,622,856.60	0.00	0.00	0.00	0.00	0.00	28,622,856.60	
DAVAO PHOTO DIGI CORP	101-17-122345	2017-12-28	1,061,221.00	1,061,221.00	0.00	0.00	0.00	0.00	0.00	1,061,221.00	
SPURWAY ENTERPRISES	101-17-122087	2017-12-31	7,127,771.69	7,127,771.69	0.00	0.00	0.00	0.00	0.00	7,127,771.69	

Department: State Universities and Colleges (SUCs)
 Agency: University of the Philippines System
 Operating Unit: < not applicable >
 Organization Code (UACS) : 08 008 0000000

Name of Creditors	Obligation Request and Status			AGING OF UNPAID OBLIGATIONS							Remarks
	Number	Date	Amount	Amount	90 days & below	91 to 180 days	181 to 270 days	271 to 365/366 days	More than 1 year but less than 2 years	More than 2 years	
				5=(6+7+8+9+10+11)	6	7	8	9	10	11	
1	2	3	4	5	6	7	8	9	10	11	12
MAK WELL ENTERPRISES	1313050001	2017-05-13	26,500,000.00	26,500,000.00	0.00	0.00	0.00	0.00	0.00	26,500,000.00	
COSMO MEDICAL INC	19-11-0899	2019-11-30	90,000,000.00	90,000,000.00	0.00	0.00	0.00	0.00	0.00	90,000,000.00	
FERNANDO MEDICAL ENTERPRISES INC	16-08-0747	2016-08-30	252,000.00	252,000.00	0.00	0.00	0.00	0.00	0.00	252,000.00	
HEALTH SOLUTIONS ENTERPRISES INC	15-12-1460	2015-12-30	180,000.00	180,000.00	0.00	0.00	0.00	0.00	0.00	180,000.00	
MARBEN COMMERCIAL	16-02-0109	2016-02-28	7,652,500.00	7,652,500.00	0.00	0.00	0.00	0.00	0.00	7,652,500.00	
MEDTRONIX MEDICAL SUPPLIES & EQUIPMENT	15-12-1598	2015-12-30	73,800.00	73,800.00	0.00	0.00	0.00	0.00	0.00	73,800.00	
RESPICARE ENTERPRISES	15-12-1408	2015-12-30	223,900.00	223,900.00	0.00	0.00	0.00	0.00	0.00	223,900.00	
SAVIOR MEDEVICES INC	15-10-1239	2015-10-30	1,879,960.00	1,879,960.00	0.00	0.00	0.00	0.00	0.00	1,879,960.00	
VARIANCE TRADING CORP	16-03-0232	2016-03-30	9,700.00	9,700.00	0.00	0.00	0.00	0.00	0.00	9,700.00	
ZAFIRE DISTRIBUTORS INCORPORATED	16-07-0628	2016-07-30	328,700.00	328,700.00	0.00	0.00	0.00	0.00	0.00	328,700.00	
CDMO CENTRAL STORE/ ROLANDO JAMERO	16-11-6205	2016-11-30	8,017.06	8,017.06	0.00	0.00	0.00	0.00	0.00	8,017.06	
CDMO CENTRAL STORE / ROLANDO JAMERO	15-09-1081	2015-09-30	11,912.21	11,912.21	0.00	0.00	0.00	0.00	0.00	11,912.21	
CYBERLINK COMPUTER SALES	15-10-1823	2015-10-31	15,000.00	15,000.00	0.00	0.00	0.00	0.00	0.00	15,000.00	
D MALT INDUSTRIAL SALES CORPORATION	16-06-1877	2016-06-30	14,760.00	14,760.00	0.00	0.00	0.00	0.00	0.00	14,760.00	
INSTRUMIX SUPPLIER	06-102101-2017-12-5561	2017-12-29	100,770.00	100,770.00	0.00	0.00	0.00	0.00	0.00	100,770.00	
LABTRADERS	06-102101-2017-12-5565	2017-12-29	66,770.00	66,770.00	0.00	0.00	0.00	0.00	0.00	66,770.00	
MANDAUE FOAM	15-10-1822	2015-10-31	11,000.00	11,000.00	0.00	0.00	0.00	0.00	0.00	11,000.00	
MICRO ASIA BUILDERS	06-102101-2017-10-5632	2017-12-29	178,438.24	178,438.24	0.00	0.00	0.00	0.00	0.00	178,438.24	
PRINCE VALIANT	06-102101-2017-12-5580	2017-12-29	80,622.94	80,622.94	0.00	0.00	0.00	0.00	0.00	80,622.94	
UPVTC	15-12-2749	2015-12-31	3,340.00	3,340.00	0.00	0.00	0.00	0.00	0.00	3,340.00	
ASPEN MULTISYSTEM CORP	GF-2016-11-2117	2016-10-28	3,060.00	3,060.00	0.00	0.00	0.00	0.00	0.00	3,060.00	
MJLAC CONSTRUCTION AND AGGREGATES	GF-2018-12-1891	2018-12-31	1,002,269.38	1,002,269.38	0.00	0.00	0.00	0.00	1,002,269.38	0.00	
ROGENOX CONS & SUPPLY CORP	15-12-4278	2015-12-01	22,261,391.57	22,261,391.57	0.00	0.00	0.00	0.00	0.00	22,261,391.57	
AC ONG CONSULTING INC	12-27493	2015-12-31	826,356.38	826,356.38	0.00	0.00	0.00	0.00	0.00	826,356.38	
ACE BUILDERS	12-20467	2010-12-31	47,879.28	47,879.28	0.00	0.00	0.00	0.00	0.00	47,879.28	
AQUAVEO WATER MODEL	12-20914	2010-12-31	508,060.00	508,060.00	0.00	0.00	0.00	0.00	0.00	508,060.00	
AUTOMATIC CENTER	12-20451	2010-12-31	39,000.00	39,000.00	0.00	0.00	0.00	0.00	0.00	39,000.00	
AUTOMATIC CENTER	12-20569	2010-12-31	44,999.00	44,999.00	0.00	0.00	0.00	0.00	0.00	44,999.00	

Department: State Universities and Colleges (SUCs)
 Agency: University of the Philippines System
 Operating Unit: < not applicable >
 Organization Code (UACS) : 08 008 0000000

Name of Creditors	Obligation Request and Status			AGING OF UNPAID OBLIGATIONS							Remarks
	Number	Date	Amount	Amount	90 days & below	91 to 180 days	181 to 270 days	271 to 365/366 days	More than 1 year but less than 2 years	More than 2 years	
				5=(6+7+8+9+10+11)	6	7	8	9	10	11	
1	2	3	4	5	6	7	8	9	10	11	12
AUTOMATIC CENTER	12-20628	2010-12-31	48,290.00	48,290.00	0.00	0.00	0.00	0.00	0.00	48,290.00	
CHINA STATE PHILS	12-21193	2010-12-31	10,130,771.21	10,130,771.21	0.00	0.00	0.00	0.00	0.00	10,130,771.21	
COMPUCARE	12-21453	2010-12-31	45,730.00	45,730.00	0.00	0.00	0.00	0.00	0.00	45,730.00	
COMPUCARE CENTE	12-21180	2010-12-31	15,000.00	15,000.00	0.00	0.00	0.00	0.00	0.00	15,000.00	
COMPUCARE CENTER	12-20381	2010-12-31	38,750.00	38,750.00	0.00	0.00	0.00	0.00	0.00	38,750.00	
COMPUCARE CENTER	12-21130	2010-12-31	26,245.00	26,245.00	0.00	0.00	0.00	0.00	0.00	26,245.00	
COPYLANDIA OFFICE SY	12-21034	2010-12-31	25,000.00	25,000.00	0.00	0.00	0.00	0.00	0.00	25,000.00	
CYLIX	12-20188	2010-12-31	49,800.00	49,800.00	0.00	0.00	0.00	0.00	0.00	49,800.00	
DESIGN EXCELLEN	12-21217	2010-12-31	40,500.00	40,500.00	0.00	0.00	0.00	0.00	0.00	40,500.00	
DYNALAB CORPORATION	12-20802	2010-12-31	36,080.00	36,080.00	0.00	0.00	0.00	0.00	0.00	36,080.00	
ELITE SCIENTIFIC & D	12-20425	2010-12-31	30,240.00	30,240.00	0.00	0.00	0.00	0.00	0.00	30,240.00	
FIRST ASIAN SALES CE	12-20414	2010-12-31	49,999.00	49,999.00	0.00	0.00	0.00	0.00	0.00	49,999.00	
FLEXY COMPONENTS INC	12-20202	2010-12-31	2,350.00	2,350.00	0.00	0.00	0.00	0.00	0.00	2,350.00	
GOLDEN BAT (FAR EAST	12-20797	2010-12-31	38,500.00	38,500.00	0.00	0.00	0.00	0.00	0.00	38,500.00	
HUMIL INT'L TRADING	12-20398	2010-12-31	97,000.00	97,000.00	0.00	0.00	0.00	0.00	0.00	97,000.00	
ISOMETRIC ENTERPRISE	11-15671	2010-12-31	184,208.00	184,208.00	0.00	0.00	0.00	0.00	0.00	184,208.00	
KB KONSTRAK BILDING SOLUSYONS	12-19074	2017-12-31	4,770,033.53	4,770,033.53	0.00	0.00	0.00	0.00	0.00	4,770,033.53	
MAITILINK SYSTEMS IN	12-20984	2010-12-31	42,375.00	42,375.00	0.00	0.00	0.00	0.00	0.00	42,375.00	
MERALCO	12-20614	2010-12-31	2,906,765.00	2,906,765.00	0.00	0.00	0.00	0.00	0.00	2,906,765.00	
MFT INTERNATION	12-20856	2010-12-31	41,798.57	41,798.57	0.00	0.00	0.00	0.00	0.00	41,798.57	
MFT INTERNATIONAL CO	12-21129	2010-12-31	46,488.75	46,488.75	0.00	0.00	0.00	0.00	0.00	46,488.75	
MICRODATA SYS	12-20565	2010-12-31	22,800.00	22,800.00	0.00	0.00	0.00	0.00	0.00	22,800.00	
NEW DATCHE SALES & S	12-21003	2010-12-31	33,900.00	33,900.00	0.00	0.00	0.00	0.00	0.00	33,900.00	
OFFICE WAREHOUSE INC	12-20517	2010-12-31	13,200.00	13,200.00	0.00	0.00	0.00	0.00	0.00	13,200.00	
PC DEPOT	12-21167	2010-12-31	48,000.00	48,000.00	0.00	0.00	0.00	0.00	0.00	48,000.00	
PHILAB INDUSTRIES	12-19856	2010-12-31	49,500.00	49,500.00	0.00	0.00	0.00	0.00	0.00	49,500.00	
PHILIPP'S TECHNICAL CONSULTANT CORPORATION	12-18398	2017-12-31	5,581,395.35	5,581,395.35	0.00	0.00	0.00	0.00	0.00	5,581,395.35	
RGSA	12-20543	2010-12-31	24,757.20	24,757.20	0.00	0.00	0.00	0.00	0.00	24,757.20	
RTC LAB SERVICES	12-19917	2010-12-31	25,000.00	25,000.00	0.00	0.00	0.00	0.00	0.00	25,000.00	

Department: State Universities and Colleges (SUCs)
 Agency: University of the Philippines System
 Operating Unit: < not applicable >
 Organization Code (UACS) : 08 008 0000000

Name of Creditors	Obligation Request and Status			AGING OF UNPAID OBLIGATIONS							Remarks
	Number	Date	Amount	Amount	90 days & below	91 to 180 days	181 to 270 days	271 to 365/366 days	More than 1 year but less than 2 years	More than 2 years	
				5=(6+7+8+9+10+11)	6	7	8	9	10	11	
1	2	3	4	5	6	7	8	9	10	11	12
SENCO LINK TECH	12-19436	2010-12-31	45,000.00	45,000.00	0.00	0.00	0.00	0.00	0.00	45,000.00	
SPECTRAMID SYSTEM T	12-21172	2010-12-31	7,280.00	7,280.00	0.00	0.00	0.00	0.00	0.00	7,280.00	
SUPERSERVE	12-21443	2010-12-31	50,000.00	50,000.00	0.00	0.00	0.00	0.00	0.00	50,000.00	
SUPERSERVE CORP	12-20239	2010-12-31	48,093.00	48,093.00	0.00	0.00	0.00	0.00	0.00	48,093.00	
SUPERSERVE CORP	12-20658	2010-12-31	42,800.00	42,800.00	0.00	0.00	0.00	0.00	0.00	42,800.00	
SUPERSERVE CORP	12-20910	2010-12-31	46,300.00	46,300.00	0.00	0.00	0.00	0.00	0.00	46,300.00	
TATONG OFFICE SYSTEM	12-20478	2008-12-31	365,981.80	365,981.80	0.00	0.00	0.00	0.00	0.00	365,981.80	
TOOLEC INC	12-19384	2010-12-31	49,572.00	49,572.00	0.00	0.00	0.00	0.00	0.00	49,572.00	
WORKSTATION DES	12-20138	2010-12-31	43,200.00	43,200.00	0.00	0.00	0.00	0.00	0.00	43,200.00	
EUP	01-16-08-0577	2016-08-31	1,500,000.00	1,500,000.00	0.00	0.00	0.00	0.00	0.00	1,500,000.00	
A C ONG CONSULTING INC	01-16-12-0972	2016-12-31	2,436,480.52	2,436,480.52	0.00	0.00	0.00	0.00	0.00	2,436,480.52	
AGILE TECHFRONTIERS CORPORATION	EO#15-11-2559	2015-11-30	5,398.70	5,398.70	0.00	0.00	0.00	0.00	0.00	5,398.70	
BF CORPORATION	19-12-001	2019-12-31	49,999,426.00	49,999,426.00	0.00	0.00	0.00	49,999,426.00	0.00	0.00	
BOSEL PHILIPPINES INCORPORATED	EO#15-10-2261	2015-10-31	21,500.00	21,500.00	0.00	0.00	0.00	0.00	0.00	21,500.00	
DBM PROCUREMENT SERVICE	EO#15.12.2890	2015-12-31	7,846,581.50	7,846,581.50	0.00	0.00	0.00	0.00	0.00	7,846,581.50	
DOELEUR ELECTROSYSTEMS INC	EO#15-12-2969	2015-12-31	12,917.00	12,917.00	0.00	0.00	0.00	0.00	0.00	12,917.00	
GOLDEN BAT INC	EO#15-12-2811	2015-12-31	45,517.30	45,517.30	0.00	0.00	0.00	0.00	0.00	45,517.30	
INSTRUMIX SUPPLIER INC	EO#15.12.2780	2015-12-31	735,700.00	735,700.00	0.00	0.00	0.00	0.00	0.00	735,700.00	
KRYPTON INDUSTRIAL RESOURCES CO	LFP#17-12-006	2017-12-31	2,230.00	2,230.00	0.00	0.00	0.00	0.00	0.00	2,230.00	
MARCPHIL CONSTRUCTION	LFP#17-12-08	2017-12-31	779,805.12	779,805.12	0.00	0.00	0.00	0.00	0.00	779,805.12	
MICROGENETICS INC	19-12-003	2019-12-31	3,216,146.00	3,216,146.00	0.00	0.00	0.00	0.00	0.00	3,216,146.00	
NEW CITIZENS DENTAL SUPPLY & GEN MDSE	EO#15-12-2792	2015-12-31	15,000.00	15,000.00	0.00	0.00	0.00	0.00	0.00	15,000.00	
PITC	17-12-014	2017-12-31	3,783,503.97	3,783,503.97	0.00	0.00	0.00	0.00	0.00	3,783,503.97	
RAINPHIL INC	EO#15-08-1758	2015-08-31	3,600.00	3,600.00	0.00	0.00	0.00	0.00	0.00	3,600.00	
SCIENCESTAR CORPORATION	EO#15-12-2789	2015-12-31	902.15	902.15	0.00	0.00	0.00	0.00	0.00	902.15	
TRIPLE BOND TRADING	EO#15-12-2898	2015-12-31	3,900.00	3,900.00	0.00	0.00	0.00	0.00	0.00	3,900.00	
CHARLESTON Y. JO/ JO BUILDERS	04-3030	2017-10-04	7,229,378.20	7,229,378.20	0.00	0.00	0.00	0.00	0.00	7,229,378.20	
DAKAY CONST AND DEV CORP	12-2818-16	2017-10-31	6,156,840.45	6,156,840.45	0.00	0.00	0.00	0.00	0.00	6,156,840.45	
I-SHOP COMPUTER SERVICE CORP	12-1617	2013-12-27	148,550.00	148,550.00	0.00	0.00	0.00	0.00	0.00	148,550.00	

Department: State Universities and Colleges (SUCs)
 Agency: University of the Philippines System
 Operating Unit: < not applicable >
 Organization Code (UACS) : 08 008 0000000

Name of Creditors	Obligation Request and Status			AGING OF UNPAID OBLIGATIONS							Remarks
	Number	Date	Amount	Amount	90 days & below	91 to 180 days	181 to 270 days	271 to 365/366 days	More than 1 year but less than 2 years	More than 2 years	
				5=(5+7+8+9+10+11)	6	7	8	9	10	11	
1	2	3	4	5	6	7	8	9	10	11	12
MC & S TRADING	3397	2017-11-14	101,469.00	101,469.00	0.00	0.00	0.00	0.00	0.00	101,469.00	
OFFICEBOX ENTERPRISES	3402	2017-11-15	69,038.00	69,038.00	0.00	0.00	0.00	0.00	0.00	69,038.00	
SPEEDFUSION NETWORKS INC	3404	2017-11-15	1,400,474.88	1,400,474.88	0.00	0.00	0.00	0.00	0.00	1,400,474.88	
AIMM BUILDER AND CONSTRUCTION SUPPLY	101-15-120914	2018-11-30	3,899,259.99	3,899,259.99	0.00	0.00	0.00	0.00	0.00	3,899,259.99	
DAVAO PHOTO DIGI CORP	101-17-122349	2017-12-28	51,897.00	51,897.00	0.00	0.00	0.00	0.00	0.00	51,897.00	
401 DEVELOPMENT & CONSTRUCTION	1310030001	2010-03-01	1,148,564.90	1,148,564.90	0.00	0.00	0.00	0.00	0.00	1,148,564.90	
QUEZON ACHIEVERS CONSTRUCTION	1308030027	2008-03-01	357,275.44	357,275.44	0.00	0.00	0.00	0.00	0.00	357,275.44	
DIAMED ENTERPRISE	16-05-0448	2016-05-30	12,950.00	12,950.00	0.00	0.00	0.00	0.00	0.00	12,950.00	
FIL ANASERV INC	16-12-1196	2016-12-30	15,806.80	15,806.80	0.00	0.00	0.00	0.00	0.00	15,806.80	
HEALTH SOLUTIONS ENTERPRISES INC	16-06-0483	2016-06-30	522,000.00	522,000.00	0.00	0.00	0.00	0.00	0.00	522,000.00	
MARCO INC	16-11-1088	2016-11-30	226,650.72	226,650.72	0.00	0.00	0.00	0.00	0.00	226,650.72	
MEDTRONIX MEDICAL SUPPLIES AND EQUIPMENT	16-03-0220	2016-03-30	458,000.00	458,000.00	0.00	0.00	0.00	0.00	0.00	458,000.00	
RG MEDITRON INC	16-02-0115	2016-02-28	350,000.00	350,000.00	0.00	0.00	0.00	0.00	0.00	350,000.00	
SAVIOR MEDEVICES INC	16-03-0203	2016-03-30	51,480.00	51,480.00	0.00	0.00	0.00	0.00	0.00	51,480.00	
VARIANCE TRADING CORP	16-03-0237	2016-03-30	259,000.00	259,000.00	0.00	0.00	0.00	0.00	0.00	259,000.00	
ZAFIRE DISTRIBUTORS INCORPORATED	16-07-0647	2016-07-30	225,124.00	225,124.00	0.00	0.00	0.00	0.00	0.00	225,124.00	
CDMO CENTRAL STORE/ ROLANDO JAMERO	16-12-6842	2016-12-31	3,653.94	3,653.94	0.00	0.00	0.00	0.00	0.00	3,653.94	
CDMO CENTRAL STORE / ROLANDO JAMERO	15-10-1510	2015-10-31	94,102.00	94,102.00	0.00	0.00	0.00	0.00	0.00	94,102.00	
D MALT INDUSTRIAL SALES CORP	06-102101-2017-11-4673	2017-12-29	973.60	973.60	0.00	0.00	0.00	0.00	0.00	973.60	
DYNALAB	06-102101-2017-12-5574	2017-12-29	7,815.09	7,815.09	0.00	0.00	0.00	0.00	0.00	7,815.09	
INSTRUMIX SUPPLIER INC	06-102101-2018-12-3283	2018-12-28	5,000,000.00	5,000,000.00	0.00	0.00	0.00	0.00	0.00	5,000,000.00	
LABTRADERS	06-102101-2017-12-5575	2017-12-29	4,500.00	4,500.00	0.00	0.00	0.00	0.00	0.00	4,500.00	
MICRO ASIA BUILDERS CORP	06-101101-2019-12-6323	2019-12-31	26,013,184.92	26,013,184.92	0.00	0.00	0.00	26,013,184.92	0.00	0.00	
MICRO ASIA BUILDERS	06-102101-2017-12-5629	2017-12-29	3,275,445.39	3,275,445.39	0.00	0.00	0.00	0.00	0.00	3,275,445.39	
RICAR FRANCISCO	16-12-6842	2016-12-31	29,288.24	29,288.24	0.00	0.00	0.00	0.00	0.00	29,288.24	
WINTER FIELD	06-102101-2017-12-5717	2017-12-29	3,716.30	3,716.30	0.00	0.00	0.00	0.00	0.00	3,716.30	
GACOSCOS CONSTRUCTION	GF-2015-11-2007	2015-11-23	99,999.97	99,999.97	0.00	0.00	0.00	0.00	0.00	99,999.97	

Department: State Universities and Colleges (SUCs)
 Agency: University of the Philippines System
 Operating Unit: < not applicable >
 Organization Code (UACS) : 08 008 0000000

Name of Creditors	Obligation Request and Status			AGING OF UNPAID OBLIGATIONS							Remarks
	Number	Date	Amount	Amount	90 days & below	91 to 180 days	181 to 270 days	271 to 365/366 days	More than 1 year but less than 2 years	More than 2 years	
				5=(6+7+8+9+10+11)	6	7	8	9	10	11	
1	2	3	4	5	6	7	8	9	10	11	12
NEW TBP CONSTRUCTION AND DEVELOPMENT	GF-2017-11-1759	2017-11-20	56,365,434.86	56,365,434.86	0.00	0.00	0.00	0.00	0.00	56,365,434.86	
WEATHER TECH REFRIGERATOR & AIRCON CO.	15-12-4276	2015-12-01	11,892,486.76	11,892,486.76	0.00	0.00	0.00	0.00	0.00	11,892,486.76	
ACCENT MICRO TE	12-21478	2010-12-31	44,800.00	44,800.00	0.00	0.00	0.00	0.00	0.00	44,800.00	
ACE BUILDERS	12-20920	2010-12-31	14,985.00	14,985.00	0.00	0.00	0.00	0.00	0.00	14,985.00	
ASSET BUILDERS CORPORATION	12-21320	2010-12-31	23,533,219.54	23,533,219.54	0.00	0.00	0.00	0.00	0.00	23,533,219.54	
AUTOMATIC CENTER	12-20458	2010-12-31	49,560.00	49,560.00	0.00	0.00	0.00	0.00	0.00	49,560.00	
AUTOMATIC CENTER	12-20570	2010-12-31	29,950.00	29,950.00	0.00	0.00	0.00	0.00	0.00	29,950.00	
BAYAN PC TECH INC	12-20521	2010-12-31	47,600.00	47,600.00	0.00	0.00	0.00	0.00	0.00	47,600.00	
CHINA STATE PHILS	12-21196	2010-12-31	6,592,660.81	6,592,660.81	0.00	0.00	0.00	0.00	0.00	6,592,660.81	
COMPUCARE	12-21454	2010-12-31	49,990.00	49,990.00	0.00	0.00	0.00	0.00	0.00	49,990.00	
COMPUCARE CENTE	12-21216	2010-12-31	45,000.00	45,000.00	0.00	0.00	0.00	0.00	0.00	45,000.00	
COMPUCARE CENTER	12-20382	2010-12-31	47,960.00	47,960.00	0.00	0.00	0.00	0.00	0.00	47,960.00	
COMPUCARE CENTER	12-21184	2010-12-31	45,000.00	45,000.00	0.00	0.00	0.00	0.00	0.00	45,000.00	
CUBIX MAKING WO	12-21181	2010-12-31	48,900.00	48,900.00	0.00	0.00	0.00	0.00	0.00	48,900.00	
CYLIX TECHNOLOGIES	12-20182	2010-12-31	49,910.00	49,910.00	0.00	0.00	0.00	0.00	0.00	49,910.00	
DESIGN EXCELLENCE	12-21059	2010-12-31	43,500.00	43,500.00	0.00	0.00	0.00	0.00	0.00	43,500.00	
DYNAMIC MATERIALS IN	12-19448	2010-12-31	2,987.82	2,987.82	0.00	0.00	0.00	0.00	0.00	2,987.82	
ELITE SCIENTIFIC & D	12-21035	2010-12-31	49,392.00	49,392.00	0.00	0.00	0.00	0.00	0.00	49,392.00	
FIX AND CARE REF AIRCON SERVICES INC	12-16839	2019-12-05	500,000.00	500,000.00	0.00	0.00	0.00	0.00	500,000.00	0.00	
FLEXY COMPONENTS IN	12-20241	2010-12-31	10,000.00	10,000.00	0.00	0.00	0.00	0.00	0.00	10,000.00	
GOLDEN BAT (FAR EAST	12-20801	2010-12-31	43,719.60	43,719.60	0.00	0.00	0.00	0.00	0.00	43,719.60	
HUMIL INT'L TRADING	12-20399	2010-12-31	523,125.00	523,125.00	0.00	0.00	0.00	0.00	0.00	523,125.00	
ISOMETRIC ENTERPRISE	09-18487	2016-12-31	10,000.00	10,000.00	0.00	0.00	0.00	0.00	0.00	10,000.00	
KIMIKA INDUSTRIAL	12-20060	2010-12-31	28,000.00	28,000.00	0.00	0.00	0.00	0.00	0.00	28,000.00	
MAITLINK - SWITCH HU	12-21380	2010-12-31	45,990.00	45,990.00	0.00	0.00	0.00	0.00	0.00	45,990.00	
MESCO INC	11-15857	2010-12-31	300,000.00	300,000.00	0.00	0.00	0.00	0.00	0.00	300,000.00	
MFT INTERNATION	51834-10	2010-12-31	49,675.60	49,675.60	0.00	0.00	0.00	0.00	0.00	49,675.60	
MFT INTERNATIONAL CO	12-21212	2010-12-31	46,521.27	46,521.27	0.00	0.00	0.00	0.00	0.00	46,521.27	
MICRODATA SYSTEMS &	12-20515	2010-12-31	33,000.00	33,000.00	0.00	0.00	0.00	0.00	0.00	33,000.00	

Department: State Universities and Colleges (SUCs)
 Agency: University of the Philippines System
 Operating Unit: < not applicable >
 Organization Code (UACS): 08 008 000000

Name of Creditors	Obligation Request and Status			AGING OF UNPAID OBLIGATIONS							Remarks
	Number	Date	Amount	Amount	90 days & below	91 to 180 days	181 to 270 days	271 to 365/366 days	More than 1 year but less than 2 years	More than 2 years	
				5=(6+7+8+9+10+11)	6	7	8	9	10	11	
1	2	3	4	5	6	7	8	9	10	11	12
NEW SCAFFWORKS	12-21441	2010-12-31	8,790.00	8,790.00	0.00	0.00	0.00	0.00	0.00	8,790.00	
OFFICE WAREHOUSE INC	12-20572	2010-12-31	19,998.00	19,998.00	0.00	0.00	0.00	0.00	0.00	19,998.00	
PC EXPRESS	12-21436	2010-12-31	47,500.00	47,500.00	0.00	0.00	0.00	0.00	0.00	47,500.00	
PHILAB INDUSTRIES	12-19857	2010-12-31	40,000.00	40,000.00	0.00	0.00	0.00	0.00	0.00	40,000.00	
PICO PROBE	10-14781	2010-12-31	222,500.00	222,500.00	0.00	0.00	0.00	0.00	0.00	222,500.00	
RIZE INNOVATIONS	12-20671	2010-12-31	3,160,801.60	3,160,801.60	0.00	0.00	0.00	0.00	0.00	3,160,801.60	
RTDS TECHNOLOGIES	12-17770	2010-12-31	1,160,508.91	1,160,508.91	0.00	0.00	0.00	0.00	0.00	1,160,508.91	
SENCO LINK TECH	12-19437	2010-12-31	45,000.00	45,000.00	0.00	0.00	0.00	0.00	0.00	45,000.00	
SPECTRAMIND SYSTEM T	12-21173	2010-12-31	7,280.00	7,280.00	0.00	0.00	0.00	0.00	0.00	7,280.00	
SUPERSERVE	12-21451	2010-12-31	50,000.00	50,000.00	0.00	0.00	0.00	0.00	0.00	50,000.00	
SUPERSERVE CORP	12-20246	2010-12-31	49,450.00	49,450.00	0.00	0.00	0.00	0.00	0.00	49,450.00	
SUPERSERVE CORP	12-20659	2010-12-31	44,000.00	44,000.00	0.00	0.00	0.00	0.00	0.00	44,000.00	
SUPERSERVE CORP	12-20934	2010-12-31	50,000.00	50,000.00	0.00	0.00	0.00	0.00	0.00	50,000.00	
TERCO (CIF MANILA)	12-18798	2010-12-31	500,000.00	500,000.00	0.00	0.00	0.00	0.00	0.00	500,000.00	
UNI PHIL DANZEN INC	12-20577	2010-12-31	60,000.00	60,000.00	0.00	0.00	0.00	0.00	0.00	60,000.00	
WORKTOP	12-20302	2010-12-31	273,400.00	273,400.00	0.00	0.00	0.00	0.00	0.00	273,400.00	
PRONET SYSTEMS INTEGRATED NETWORK SOLUTION INC	01-16-08-0578	2016-08-31	16,778,049.99	16,778,049.99	0.00	0.00	0.00	0.00	0.00	16,778,049.99	
S C MEGAWORLD CONSTRUCTION AND DEVELOPMENT CORPORATION	01-13-12-0796	2013-12-31	3,703,578.51	3,703,578.51	0.00	0.00	0.00	0.00	0.00	3,703,578.51	
ALCAPORT TRADE	EO#15.10.2293	2015-10-31	5,845.00	5,845.00	0.00	0.00	0.00	0.00	0.00	5,845.00	
BF CORPORATION	17-12-007	2017-12-31	159,086,258.97	159,086,258.97	0.00	0.00	0.00	0.00	0.00	159,086,258.97	
BOSEL PHILIPPINES INCORPORATED	EO#16-01-0092	2016-01-31	19,500.00	19,500.00	0.00	0.00	0.00	0.00	19,500.00	0.00	
DBM PROCUREMENT SERVICE	EO#15-12-2953	2015-12-31	7,280,130.00	7,280,130.00	0.00	0.00	0.00	0.00	0.00	7,280,130.00	
ENERPO MARKETING	EO-16-12-3588	2016-12-31	4,833.60	4,833.60	0.00	0.00	0.00	0.00	0.00	4,833.60	
GRIMIT LABORATORY FURNITURES AND EQUIPMENT CORP	EO#15-11-2614	2015-11-30	24,999.90	24,999.90	0.00	0.00	0.00	0.00	0.00	24,999.90	
ITS SCIENCE PHILS INC	EO#16-01-0046	2016-01-31	988,696.50	988,696.50	0.00	0.00	0.00	0.00	0.00	988,696.50	
LABOTECH TRADING	19-12-005	2019-12-31	198,800.00	198,800.00	0.00	0.00	0.00	198,800.00	0.00	0.00	
MARCPHIL CONSTRUCTION	LFP#17-12-10	2017-12-31	730,790.45	730,790.45	0.00	0.00	0.00	0.00	0.00	730,790.45	
MICROGENETIX INC	EO#16-02-0240	2016-02-29	6,727.50	6,727.50	0.00	0.00	0.00	0.00	0.00	6,727.50	

Department: State Universities and Colleges (SUCs)
 Agency: University of the Philippines System
 Operating Unit: < not applicable >
 Organization Code (UACS) : 08 008 0000000

Name of Creditors	Obligation Request and Status			AGING OF UNPAID OBLIGATIONS							Remarks
	Number	Date	Amount	Amount	90 days & below	91 to 180 days	181 to 270 days	271 to 365/366 days	More than 1 year but less than 2 years	More than 2 years	
				5=(6+7+8+9+10+11)	6	7	8	9	10	11	
1	2	3	4	5	6	7	8	9	10	11	12
NEW CITIZENS DENTAL SUPPLY & GEN MDSE	EO#15-09-2100	2015-09-30	5,400.00	5,400.00	0.00	0.00	0.00	0.00	0.00	5,400.00	
PITC	17-12-015	2015-12-31	1,864,997.02	1,864,997.02	0.00	0.00	0.00	0.00	0.00	1,864,997.02	
RAINPHIL INC	EO#16.01.0024	2016-01-31	47,142.85	47,142.85	0.00	0.00	0.00	0.00	0.00	47,142.85	
SCIGATE TECHNOLOGY CORPORATION	19-12-009	2019-12-31	880.00	880.00	0.00	0.00	0.00	880.00	0.00	0.00	
XITRIX	16.11.3024	2016-11-30	79,990.00	79,990.00	0.00	0.00	0.00	0.00	0.00	79,990.00	
CHARLESTON Y. JO/ JO BUILDERS	11-3409	2017-11-02	5,142,220.58	5,142,220.58	0.00	0.00	0.00	0.00	0.00	5,142,220.58	
DAKAY CONSTRUCTION AND DEVELOPMENT CORPORATION	2712	2018-12-20	34,630,135.41	34,630,135.41	0.00	0.00	0.00	0.00	0.00	34,630,135.41	
JRJ SOLUTION ENTERPRISES	2749	2018-12-20	737,650.00	737,650.00	0.00	0.00	0.00	0.00	0.00	737,650.00	
MICRODATA & SYSTEMS MANAGEMENT	3399	2017-11-29	290,400.00	290,400.00	0.00	0.00	0.00	0.00	0.00	290,400.00	
PHILIPPINE INTERNATIONAL TRADING CORPORATION	2688	2018-12-20	1,011,398.00	1,011,398.00	0.00	0.00	0.00	0.00	0.00	1,011,398.00	
SPRING DEVELOPMENT CORP	2748	2018-12-20	311,338.91	311,338.91	0.00	0.00	0.00	0.00	0.00	311,338.91	
ALGON ENGINEERING CONSTRUCTION CORP	101-15-060237	2015-06-30	95,975.54	95,975.54	0.00	0.00	0.00	0.00	0.00	95,975.54	
DAVAO PHOTO DIGI CORP	101-17-122443	2017-12-29	652,246.00	652,246.00	0.00	0.00	0.00	0.00	0.00	652,246.00	
DQT BUILDERS CORPORATION	1308020020	2008-02-01	2,182,236.61	2,182,236.61	0.00	0.00	0.00	0.00	0.00	2,182,236.61	
HILMARCS CONSTRUCTION CORPORATION	17-12-0896	2017-12-30	20,440,881.94	20,440,881.94	0.00	0.00	0.00	0.00	0.00	20,440,881.94	
DRAKE MARKETING AND EQUIPMENT CORP	16-04-0390	2016-04-30	3,950.00	3,950.00	0.00	0.00	0.00	0.00	0.00	3,950.00	
GEMSTONE ENTERPRISE	15-10-1163	2015-10-30	7,905.60	7,905.60	0.00	0.00	0.00	0.00	0.00	7,905.60	
HILMARCS CONSTRUCTION CORPORATION	17-12-0895	2017-12-30	53,821,333.84	53,821,333.84	0.00	0.00	0.00	0.00	0.00	53,821,333.84	
MCGC MEDITEL CORPORATION	15-12-1439	2015-12-30	8,350.00	8,350.00	0.00	0.00	0.00	0.00	0.00	8,350.00	
MEDTRONIX MEDICAL SUPPLIES AND EQUIPMENT	16-04-0351	2016-04-30	485,000.00	485,000.00	0.00	0.00	0.00	0.00	0.00	485,000.00	
RITEGROUP INCORPORATED	16-03-0231	2016-03-30	13,865.00	13,865.00	0.00	0.00	0.00	0.00	0.00	13,865.00	
SAVIOR MEDEVICES INC	16-04-0385	2016-04-30	744,660.00	744,660.00	0.00	0.00	0.00	0.00	0.00	744,660.00	
VARIANCE TRADING CORP	16-04-0392	2016-04-30	40,000.00	40,000.00	0.00	0.00	0.00	0.00	0.00	40,000.00	
1-6-8 CONST & SUPPLY	CO-16-12-6939	2016-12-31	160,579.00	160,579.00	0.00	0.00	0.00	0.00	0.00	160,579.00	
CDMO CENTRAL STORE / ROLANDO JAMERO	16-12-6844	2016-12-31	108,503.84	108,503.84	0.00	0.00	0.00	0.00	0.00	108,503.84	
CDMO CENTRAL STORE / ROLANDO JAMERO	15-10-1511	2015-10-31	19,000.00	19,000.00	0.00	0.00	0.00	0.00	0.00	19,000.00	
DAKILA TRADING	06-102101-2017-12-4663	2017-12-29	44,066.10	44,066.10	0.00	0.00	0.00	0.00	0.00	44,066.10	
DYNALAB CORPORATION	06-102101-2017-12-5614	2017-12-29	1,700.00	1,700.00	0.00	0.00	0.00	0.00	0.00	1,700.00	

Department: State Universities and Colleges (SUCs)
 Agency: University of the Philippines System
 Operating Unit: < not applicable >
 Organization Code (UACS) : 08 008 0000000

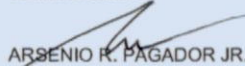
Name of Creditors	Obligation Request and Status			AGING OF UNPAID OBLIGATIONS							Remarks
	Number	Date	Amount	Amount	90 days & below	91 to 180 days	181 to 270 days	271 to 365/366 days	More than 1 year but less than 2 years	More than 2 years	
				5=(6+7+8+9+10+11)	6	7	8	9	10	11	
1	2	3	4	5	6	7	8	9	10	11	12
ITS SCIENCE PHILS	06-102101-2017-11-4660	2017-12-29	47,458.00	47,458.00	0.00	0.00	0.00	0.00	0.00	47,458.00	
LABTRADERS	06-102101-2017-12-5601	2017-12-29	38,591.30	38,591.30	0.00	0.00	0.00	0.00	0.00	38,591.30	
MICRO ASIA BUILDERS	06-102101-2017-12-5630	2017-12-29	4,536,146.35	4,536,146.35	0.00	0.00	0.00	0.00	0.00	4,536,146.35	
SOLID VIDEO	06-102101-2017-12-5617	2017-12-29	100,625.00	100,625.00	0.00	0.00	0.00	0.00	0.00	100,625.00	
ACCURACY BUILDER ENTERPRISE	GF-2014-12-2213	2014-12-18	1,526,039.53	1,526,039.53	0.00	0.00	0.00	0.00	0.00	1,526,039.53	
GOLDEN BAT (FAR EAST) INC	GF-2016-11-2124	2016-11-28	4,157.00	4,157.00	0.00	0.00	0.00	0.00	0.00	4,157.00	
RUPERT SIGN AND DISPLAY SERVICES	GF-2018-12-1866	2018-12-31	126,000.00	126,000.00	0.00	0.00	0.00	0.00	126,000.00	0.00	
A C ONG CONSULTING	10-21326	2015-12-31	441,692.77	441,692.77	0.00	0.00	0.00	0.00	0.00	441,692.77	
ACCENT MICRO TE	12-21479	2010-12-31	30,500.00	30,500.00	0.00	0.00	0.00	0.00	0.00	30,500.00	
ACE BUILDERS	12-20921	2010-12-31	39,995.00	39,995.00	0.00	0.00	0.00	0.00	0.00	39,995.00	
AUDIOPHILE COMPONENT	12-19891	2010-12-31	39,888.00	39,888.00	0.00	0.00	0.00	0.00	0.00	39,888.00	
AUTOMATIC CENTER	12-20460	2010-12-31	44,999.00	44,999.00	0.00	0.00	0.00	0.00	0.00	44,999.00	
AUTOMATIC CENTER	12-20610	2010-12-31	26,340.00	26,340.00	0.00	0.00	0.00	0.00	0.00	26,340.00	
BAYAN PC TECH INC	03-03269	2010-12-31	46,515.00	46,515.00	0.00	0.00	0.00	0.00	0.00	46,515.00	
CHINA STATE PHILS	12-16626	2009-12-31	7,134,247.08	7,134,247.08	0.00	0.00	0.00	0.00	0.00	7,134,247.08	
COMPUCARE	12-21455	2010-12-31	47,940.00	47,940.00	0.00	0.00	0.00	0.00	0.00	47,940.00	
COMPUCARE CENTE	12-21404	2010-12-31	30,645.00	30,645.00	0.00	0.00	0.00	0.00	0.00	30,645.00	
COMPUCARE CENTER	12-20531	2010-12-31	11,945.00	11,945.00	0.00	0.00	0.00	0.00	0.00	11,945.00	
COMPUCARE CENTER	12-21185	2010-12-31	45,000.00	45,000.00	0.00	0.00	0.00	0.00	0.00	45,000.00	
CUSTOMER FIRST	12-21275	2010-12-31	2,226.56	2,226.56	0.00	0.00	0.00	0.00	0.00	2,226.56	
CYLIX TECHNOLOG	09-12196	2010-12-31	16,000.00	16,000.00	0.00	0.00	0.00	0.00	0.00	16,000.00	
DESIGN EXCELLENCE OF	12-20723	2010-12-31	23,040.00	23,040.00	0.00	0.00	0.00	0.00	0.00	23,040.00	
DYNAMIC PC	12-20453	2010-12-31	43,500.00	43,500.00	0.00	0.00	0.00	0.00	0.00	43,500.00	
ELITE SCIENTIFIC & D	12-21313	2010-12-31	48,688.00	48,688.00	0.00	0.00	0.00	0.00	0.00	48,688.00	
FLEXY COMPONENT	12-20549	2010-12-31	200,000.00	200,000.00	0.00	0.00	0.00	0.00	0.00	200,000.00	
FLEXY COMPONENTS IN	12-20243	2010-12-31	43,400.00	43,400.00	0.00	0.00	0.00	0.00	0.00	43,400.00	
GOLDEN BELL MARKETIN	12-20061	2010-12-31	28,000.00	28,000.00	0.00	0.00	0.00	0.00	0.00	28,000.00	
IMAX	12-20465	2010-12-31	49,934.02	49,934.02	0.00	0.00	0.00	0.00	0.00	49,934.02	

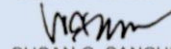
Department: State Universities and Colleges (SUCs)
 Agency: University of the Philippines System
 Operating Unit: < not applicable >
 Organization Code (UACS) : 08 008 0000000

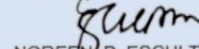
Name of Creditors	Obligation Request and Status			AGING OF UNPAID OBLIGATIONS							Remarks
	Number	Date	Amount	Amount	90 days & below	91 to 180 days	181 to 270 days	271 to 365/366 days	More than 1 year but less than 2 years	More than 2 years	
				5=(6+7+8+9+10+11)	6	7	8	9	10	11	
1	2	3	4	5	6	7	8	9	10	11	12
J.P.R. GENERAL MERCH	12-20913	2010-12-31	16,300.00	16,300.00	0.00	0.00	0.00	0.00	0.00	16,300.00	
K-LIFT INDUSTRI	06-07746	2010-12-31	37,000.00	37,000.00	0.00	0.00	0.00	0.00	0.00	37,000.00	
MARNAV MARINE ELEC	12-21297	2010-12-31	46,700.00	46,700.00	0.00	0.00	0.00	0.00	0.00	46,700.00	
MFT - CHAIRS	12-19373	2010-12-31	170,340.35	170,340.35	0.00	0.00	0.00	0.00	0.00	170,340.35	
MFT INTERNATIONAL CO	12-20567	2010-12-31	3,374,659.87	3,374,659.87	0.00	0.00	0.00	0.00	0.00	3,374,659.87	
MFT INTERNATIONAL CO	12-21213	2010-12-31	46,521.27	46,521.27	0.00	0.00	0.00	0.00	0.00	46,521.27	
MICRODATA SYSTEMS &	12-20285	2010-12-31	42,000.00	42,000.00	0.00	0.00	0.00	0.00	0.00	42,000.00	
NEW TBP CONSTRUCTION	12-27484	2015-12-31	7,904,316.31	7,904,316.31	0.00	0.00	0.00	0.00	0.00	7,904,316.31	
OFFICE WAREHOUSE INC	12-20985	2010-12-31	41,940.00	41,940.00	0.00	0.00	0.00	0.00	0.00	41,940.00	
PC EXPRESS	12-21437	2010-12-31	48,400.00	48,400.00	0.00	0.00	0.00	0.00	0.00	48,400.00	
PHILAB INDUSTRIES	12-20481	2010-12-31	84,078.00	84,078.00	0.00	0.00	0.00	0.00	0.00	84,078.00	
POWER DIMENSION	05-05848	2010-12-31	20,000.00	20,000.00	0.00	0.00	0.00	0.00	0.00	20,000.00	
RN FERRER & ASSOCIATES	09-11104	2009-12-31	364,815.36	364,815.36	0.00	0.00	0.00	0.00	0.00	364,815.36	
SEE MANUFACTURING CO	11-15539	2010-12-31	214,240.00	214,240.00	0.00	0.00	0.00	0.00	0.00	214,240.00	
SENCO LINK TECH	12-20116	2010-12-31	49,000.00	49,000.00	0.00	0.00	0.00	0.00	0.00	49,000.00	
STATE ALLIANCE CENTE	12-20165	2010-12-31	175,536.00	175,536.00	0.00	0.00	0.00	0.00	0.00	175,536.00	
SUPERSERVE	12-21452	2010-12-31	49,500.00	49,500.00	0.00	0.00	0.00	0.00	0.00	49,500.00	
SUPERSERVE CORP	12-20331	2010-12-31	39,375.00	39,375.00	0.00	0.00	0.00	0.00	0.00	39,375.00	
SUPERSERVE CORP	12-20660	2010-12-31	49,800.00	49,800.00	0.00	0.00	0.00	0.00	0.00	49,800.00	
SUPERSERVE CORP	12-21000	2010-12-31	49,600.00	49,600.00	0.00	0.00	0.00	0.00	0.00	49,600.00	
TERCO (CIF MANILA)	12-20831	2010-12-31	100,000.00	100,000.00	0.00	0.00	0.00	0.00	0.00	100,000.00	
UNITED TECHNOLOGIES-FOUR	12-17280	2007-12-31	387,223.36	387,223.36	0.00	0.00	0.00	0.00	0.00	387,223.36	
ZEPHYR ENGINEERING	12-20817	2010-12-31	40,800.00	40,800.00	0.00	0.00	0.00	0.00	0.00	40,800.00	
FEDERAL BUILDERS INC	01-16-12-0938	2016-12-31	70,362,632.80	70,362,632.80	0.00	0.00	0.00	0.00	0.00	70,362,632.80	
A C ONG CONSULTING INC	01-13-12-0797	2013-12-31	311,412.44	311,412.44	0.00	0.00	0.00	0.00	0.00	311,412.44	
ALCAPORT TRADE	EO#15-10-2294	2015-10-31	5,743.00	5,743.00	0.00	0.00	0.00	0.00	0.00	5,743.00	
BIOCARE HEALTH RESOURCES	EO#16-01-0034	2016-01-31	31,850.00	31,850.00	0.00	0.00	0.00	0.00	0.00	31,850.00	
CAS COLOR APPLICATION SPECIALIST	EO#15-10-2220	2015-10-31	30,800.00	30,800.00	0.00	0.00	0.00	0.00	0.00	30,800.00	
DEOKNA EIGHT TRADING INC	18-12-0004	2018-12-31	4,988,032.00	4,988,032.00	0.00	0.00	0.00	0.00	0.00	4,988,032.00	

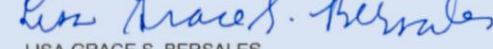
Department: State Universities and Colleges (SUCs)
 Agency: University of the Philippines System
 Operating Unit: < not applicable >
 Organization Code (UACS) : 08 008 0000000

Name of Creditors	Obligation Request and Status			AGING OF UNPAID OBLIGATIONS							Remarks
	Number	Date	Amount	Amount	90 days & below	91 to 180 days	181 to 270 days	271 to 365/366 days	More than 1 year but less than 2 years	More than 2 years	
1	2	3	4	5	6	7	8	9	10	11	12
EXCLUSIVE TRADERS INC	EO#15.12.2786	2015-12-31	102,430.00	102,430.00	0.00	0.00	0.00	0.00	0.00	102,430.00	
GRUPPO TECNICO MEDICO INTERNAZIONALE INC	19-12-006	2019-12-31	49,000.00	49,000.00	0.00	0.00	0.00	49,000.00	0.00	0.00	
J2M BUILDERS	18-09-0001	2018-09-30	1,564,320.00	1,564,320.00	0.00	0.00	0.00	0.00	1,564,320.00	0.00	
MACARE MEDICALS INC	EO#15-10-2284	2015-10-31	34,600.00	34,600.00	0.00	0.00	0.00	0.00	0.00	34,600.00	
MARKNEST CONSTRUCTION & TRADING	16.12.3580	2016-12-31	1,720,790.89	1,720,790.89	0.00	0.00	0.00	0.00	0.00	1,720,790.89	
MICROGENETIX INC	EO#16-03-0600	2016-03-31	37,648.00	37,648.00	0.00	0.00	0.00	0.00	0.00	37,648.00	
NEW CITIZENS DENTAL SUPPLY & GEN MDSE	EO#15-12-2780	2015-12-31	17,920.00	17,920.00	0.00	0.00	0.00	0.00	0.00	17,920.00	
PITC	17-12-016	2017-12-31	7,951,171.21	7,951,171.21	0.00	0.00	0.00	0.00	0.00	7,951,171.21	
RAINPHIL INC	EO#16-08-2216	2016-08-31	24,600.00	24,600.00	0.00	0.00	0.00	0.00	0.00	24,600.00	
SEACOM INC	17-12-011	2017-12-31	4,473,257.76	4,473,257.76	0.00	0.00	0.00	0.00	0.00	4,473,257.76	
Sub-total			2,623,883,474.56	2,623,883,474.56	0.00	0.00	0.00	107,041,706.99	100,356,680.25	2,416,485,087.32	
Total			2,701,484,371.20	2,701,484,371.20	77,600,896.64	0.00	0.00	107,041,706.99	100,356,680.25	2,416,485,087.32	
GRAND TOTAL			2,701,484,371.20	2,701,484,371.20	77,600,896.64	0.00	0.00	107,041,706.99	100,356,680.25	2,416,485,087.32	
Total Current Year Appropriations			77,600,896.64	77,600,896.64	77,600,896.64	0.00	0.00	0.00	0.00	0.00	
Total Prior Years' Appropriations			2,623,883,474.56	2,623,883,474.56	0.00	0.00	0.00	107,041,706.99	100,356,680.25	2,416,485,087.32	

Certified Correct:

 ARSENIO R. PAGADOR JR.
 BUDGET OFFICER V
 Date: 2/3/21 2:27 PM

Certified Correct:

 SUSAN C. SANCHEZ
 DIRECTOR II, UPS-ACCOUNTING OFFICE
 Date: 2/3/21 2:27 PM

Recommending Approval:

 NOREEN P. ESCULTURA
 DIRECTOR IV, UPS-BUDGET OFFICE
 Date: 2/4/21 2:10 PM

Approved By:

 LISA GRACE S. BERSALES
 VICE-PRESIDENT FOR PLANNING AND FINANCE
 Date: 2/4/21 3:27 PM