



UNIVERSITY
OF THE
PHILIPPINES

OFFICE OF THE VICE PRESIDENT FOR PLANNING AND FINANCE

3rd Floor, Quezon Hall, University of the Philippines, Diliman, Quezon City 1101

Telefax No. (632) 8928-2866

Trunkline: (632) 8981-8500 loc. 2504 or 2530

FILE COPY

01 March 2021

MS. ALMA A. BACULI
Supervising Auditor
Commission on Audit
University of the Philippines
System Administration
Quezon Hall, Q. C.



Dear Ms. Baculi:

We are respectfully submitting the *revised* **FAR No. 4** – Monthly Report of Disbursements (MRD) of the UP System for the month of December, 2020.

Thank you.

Very truly yours,

Lisa Grace S. Bersales

LISA GRACE S. BERSALES *wa*
Vice Pres. For Planning and Finance

Encls.: As stated



UNIVERSITY
OF THE
PHILIPPINES

OFFICE OF THE VICE PRESIDENT FOR PLANNING AND FINANCE

3rd Floor, Quezon Hall, University of the Philippines, Diliman, Quezon City 1101

Telefax No. (632) 8928-2866

Trunkline: (632) 8981-8500 loc. 2504 or 2530

01 March 2021

THE HONORABLE

Acting Secretary Wendel E. Avisado
Department of Budget and Management
Malacañang, Manila

Through: Director Ma. Cecilia M. Narido
BMB-F, DBM

Dear Acting Secretary Avisado:

We are pleased to submit the *revised FAR No. 4* – Monthly Report of Disbursements (MRD) of the UP System for the month of December, 2020.


Thank you.

Very truly yours,

Lisa Grace S. Bersales

LISA GRACE S. BERSALES 
Vice Pres. For Planning and Finance

Encls.: As stated


3/8/21

MONTHLY REPORT OF DISBURSEMENTS

FAR No. 4

For the month of December, 2020


Department : STATE UNIVERSITIES AND COLLEGES
 Agency : UNIVERSITY OF THE PHILIPPINES SYSTEM
 Operating Unit :
 Organization Code (UAACS) : 08-003-00-00000
 Fund Cluster : 101,184

(e.g. UAACS Fund Cluster : 01-Regular Agency Fund, 02-Foreign Assisted Project Fund, 03-Special Account-Locally Funded/Domestic Grants Fund, etc.)

PARTICULARS	CURRENT YEAR BUDGET					PRIOR YEAR'S BUDGET											SUB-TOTAL	TRUST LIABILITIES				GRAND TOTAL					Remarks			
	PS	MOOE	Fin. Exp	CO	TOTAL	PRIOR YEAR'S ACCOUNTS PAYABLE					CURRENT YEAR'S ACCOUNTS PAYABLE							PS	MOOE	CO	TOTAL	PS	MOOE	Fin. Exp	CO	TOTAL				
						PS	MOOE	Fin. Exp	CO	Sub-Total	PS	MOOE	Fin. Exp	CO	Sub-Total	TOTAL														
1	2	3	4	5	6=(2+3+4+5)	7	8	9	10	11=(7+8+9+10)	12	13	14	15	16=(12+13+14+15)	17=(11+16)	18=(6+17)	19	20	21	22=(19+20+21)	23	24	25	26	27=(23+24+25+18)	28			
Notice of Cash Allocation (NCA)																														
MDS Checks Issued																														
000000558	42,000	3,623,000			3,665,000					-																			RR CRL UP Diliman Inst. of Math	
000000559									27,025,000	27,025,000																			RR for LDDAP	
0000307605	(2,936,058)				(2,936,058)																								reversal, paid from GF 101	
0000307606	(418,302)				(418,302)																								reversal, paid from GF 101	
MDS Checks Issued	(3,312,360)	3,623,000			310,640				27,025,000	27,025,000																				
Advice to Debit Account																														
NCA-BMB-F-20-0011910									25,724,831	25,724,831																				Release of LDDAP
NCA-BMB-F-20-0014917									37,610,778	37,610,778																				Release of LDDAP
NCA-BMB-F-20-0013746									(27,025,000)	(27,025,000)																				reversal, issued as check 559
Advice to Debit Account									36,310,609	36,310,609																				
Working Fund (NCA issued to BTr)																														
Tax Remittance Advices Issued (TRA)																														
December, 2020	106,822,835	13,682,946		3,908,100	124,413,881	1,054,241	680,131		1,178,163	2,912,535																				
Cash Disbursement Ceiling (CDC)																														
Non-Cash Availment Authority (NCAA)																														
GRAND TOTAL	103,510,475	17,305,946		3,908,100	124,724,521	1,054,241	680,131		64,513,772	66,248,144																				

SUMMARY:	Previous Report (As of November 2020)	This month (December, 2020)	As of Date
Total Disbursement Authorities Received			
NCA	16,522,701,385	63,646,249	16,586,347,634
Working Fund			
TRA	1,219,352,639	127,326,416	1,346,679,055
Less: Notice of Transfer Allocations (NTA)* Issued			
Total Disbursements Authorities Available	17,742,054,024	190,972,665	17,933,026,689
Less: Lapsed NCA			
Disbursements *	17,742,054,024	190,972,665	17,933,026,689
Balance of Disbursements Authorities as of to date			

	Previous Report	This month	As of Date
Total Disbursements Program	17,742,054,024	190,972,665	17,933,026,689
Less: * Actual Disbursements (Over)/Under spending	17,742,054,024	190,972,665	17,933,026,689

Certified Correct:

 Susan C. Sanchez
 Director II, UP System Accounting Office
 Date: 01 March 2021


Approved By:

 Lisa Grace S. Bersales
 Vice President for Planning and Finance
 Date: 01 March 2021

SUMMARY REPORT ON DISBURSEMENTS
AS OF 31 DECEMBER 2020

Department : STATE UNIVERSITIES AND COLLEGES
 Agency : UNIVERSITY OF THE PHILIPPINES SYSTEM
 Operating Unit :
 Organization Code (UACS) : 08-008-00-00000
 Funding Source Code (as clustered): 101,184
 (e.g. Old Fund Code: 101,102, 151)

PARTICULARS	CURRENT YEAR BUDGET					PRIOR YEAR'S BUDGET											SUB-TOTAL	TRUST LIABILITIES				GRAND TOTAL					Remarks	
	PS	MOOE	Fin. Exp	CO	TOTAL	PRIOR YEAR'S ACCOUNTS PAYABLE					CURRENT YEAR'S ACCOUNTS PAYABLE							TOTAL	PS	MOOE	CO	TOTAL	PS	MOOE	Fin. Exp	CO		TOTAL
						PS	MOOE	Fin. Exp	CO	Sub-Total	PS	MOOE	Fin. Exp	CO	Sub-Total	PS												
1	2	3	4	5	6=(2+3+4+5)	7	8	9	10	11=(7+8+9+10)	12	13	14	15	16=(12+13+14+15)	17=(11+16)	18=(6+17)	19	20	21	22=(19+20+21)	23	24	25	26	27=(23+24+25+26)	28	
Working Fund (NCA issued to BTr)																												
Tax Remittance Advices Issued (TRA)																												
January, 2020	71,309,140	1,027,552	-	-	72,336,692	1,935,550	3,288,368	-	-	5,223,918	-	-	-	-	5,223,918	77,560,610	-	-	-	-	73,344,690	4,315,920	-	-	-	77,560,610		
February, 2020	66,746,430	3,297,343	-	-	70,043,773	2,006,099	3,969,551	-	-	5,975,650	-	-	-	-	5,975,650	76,019,423	-	-	-	-	68,752,529	7,266,894	-	-	-	76,019,423		
March, 2020	120,670,773	6,354,431	-	-	126,925,204	6,202,274	2,434,352	-	1,889,131	10,525,757	-	-	-	-	10,525,757	137,450,961	-	-	-	-	126,773,047	8,788,783	-	1,889,131	-	137,450,961		
April, 2020	93,805,103	7,927,099	-	-	101,732,202	1,152,355	750,845	-	1,874,743	3,777,943	-	-	-	-	3,777,943	105,510,145	-	-	-	-	94,957,458	8,677,944	-	1,874,743	-	105,510,145		
May, 2020	84,680,655	2,600,628	-	-	87,281,283	523,797	290,832	-	29,009	843,638	-	-	-	-	843,638	88,104,921	-	-	-	-	85,184,452	2,891,460	-	29,009	-	88,104,921		
June, 2020	172,089,444	4,435,153	-	-	176,524,597	465,828	1,087,120	-	2,692,745	4,245,693	-	-	-	-	4,245,693	180,770,290	-	-	-	-	172,955,272	5,522,273	-	2,692,745	-	180,770,290		
July, 2020	81,507,493	4,232,143	-	483,187.00	86,222,823	497,123	861,614	-	56,952	1,415,689	-	-	-	-	1,415,689	87,638,512	-	-	-	-	82,004,616	5,093,757	-	540,139	-	87,638,512		
August, 2020	92,198,006	4,638,648	-	483,187.00	97,319,841	686,271	88,307	-	-	774,578	-	-	-	-	774,578	98,094,419	-	-	-	-	92,894,277	4,726,955	-	483,187	-	98,094,419		
September, 2020	114,459,422	7,135,519	-	(483,187.00)	121,111,754	1,229,288	303,588	-	680,510	2,213,386	-	-	-	-	2,213,386	123,325,140	-	-	-	-	115,688,710	7,439,107	-	197,323	-	123,325,140		
October, 2020	93,375,071	9,832,440	-	2,277,473.00	105,484,984	1,437,101	672,262	-	-	2,109,363	-	-	-	-	2,109,363	107,594,347	-	-	-	-	94,812,172	10,504,702	-	2,277,473	-	107,594,347		
November, 2020	122,962,106	10,442,828	-	1,262,367.00	134,667,301	512,676	1,480,566	-	623,328	2,616,570	-	-	-	-	2,616,570	137,283,871	-	-	-	-	123,474,782	11,923,394	-	1,885,695	-	137,283,871		
December, 2020	106,822,835	13,682,946	-	3,908,100.00	124,413,881	1,054,241	680,131	-	1,178,163	2,912,535	-	-	-	-	2,912,535	127,326,416	-	-	-	-	107,877,076	14,363,077	-	5,086,263	-	127,326,416		
Tax Remittance Advices Issued (TRA)	1,220,506,478	75,606,730	-	7,931,127	1,304,044,335	17,702,603	15,907,536	-	9,024,581	42,634,720	-	-	-	-	42,634,720	1,346,679,055	-	-	-	-	1,238,209,081	91,514,266	-	16,956,708	-	1,346,679,055		
Cash Disbursement Ceiling (CDC)																												
Non-Cash Availment Authority (NCAA)																												
GRAND TOTAL	12,839,096,729	3,295,535,730	-	472,068,127	16,606,700,586	17,702,603	34,590,753	-	962,715,964	1,326,326,103	-	-	-	-	1,299,301,103	17,906,001,689	-	-	-	-	12,856,799,332	3,641,443,266	-	1,434,784,091	-	17,933,026,689		

Certified Correct:

 Susan C. Sanchez
 Director II, UP System Accounting Office
 Date: 01 March 2021

Approved By:

 Lisa Grace S. Bersales
 Vice President for Planning and Finance
 Date: 01 March 2021

MONTHLY REPORT OF DISBURSEMENTS
For the month of December 2020

FILE COPY


Department : State Universities and Colleges (SUCs)
Agency/Entity : University of the Philippines System
Operating Unit : < not applicable >
Organization Code : 08 008 000000
Fund Cluster : 01 Regular Agency Fund


Main table with columns: Particulars, Current Year Budget (PS, MOOE, FinEx, CD, TOTAL), Prior Year's Accounts Payable (PS, MOOE, FinEx, CD, Sub-Total), Current Year's Accounts Payable (PS, MOOE, FinEx, CD, Sub-Total), TOTAL, SUB-TOTAL, Trust Liabilities (PS, MOOE, CC, TOTAL), Grand Total (PS, MOOE, FinEx, CC, TOTAL), and Remarks.

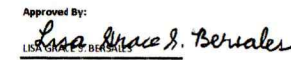
SUMMARY

Summary table with columns: Particulars (1), Previous Report (2), This Month (3), As at Date (4). Rows include Total Disbursement Authorities Received, NCA, NTA, Working Fund, TRA, CDC, NGA, Less: Notice of Transfer of Allocations (NTA)* Issued, Total Disbursement Authorities Available, Less: Lapsed NCA, Disbursements, Less: Other Non-Cash Disbursements, Disbursements effected through outright deductions from claims, Overpayment of expenses (e.g. personal benefits), Restitution for loss of government property, Liquidated damages and similar claims, Others (e.g. TE's, BTV, Docu Stamp, etc.), Add/Less: Adjustments (e.g. cancelled/stale checks), Balance of Disbursement Authorities as at date, Total Disbursements Program, Less: *Actual Disbursements, (Over)/Under spending.

Notes: * The use of NTA is discouraged
Notes: ** Amounts should tally with the grand total disbursements (column 27).

Certified Correct:

SUSAN C. SANCHEZ
Director II/Chief Accountant, UPS Accounting Office
Date: 2021-03-03 16:02:57

Recommending Approval:

Director IV, UPS Budget Office
Date: 2021-01-25 09:15:42

Approved By:

Lisa Grace S. Bernales
Vice-President for Planning and Finance
Date: 2021-01-25 10:28:01