



UNIVERSITY  
OF THE  
PHILIPPINES

**OFFICE OF THE VICE PRESIDENT FOR PLANNING AND FINANCE**

3<sup>rd</sup> Floor, Quezon Hall, University of the Philippines, Diliman, Quezon City 1101

Telefax No. (632) 8928-2866

Trunkline: (632) 8981-8500 loc. 2504 or 2530


---

RECEIVED

03 March 2021

**THE HONORABLE**

Acting Secretary Wendel E. Avisado  
Department of Budget and Management  
Malacañang, Manila

  
3/8/21

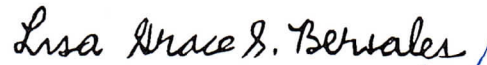
Through: Director Ma. Cecilia M. Narido  
BMB-F, DBM

Dear Acting Secretary Avisado:

We are pleased to submit **FAR No. 5** – Quarterly Report of Revenue and Other Receipts (QRROR) of the UP System for the quarter of December, 2020.

Thank you.

Very truly yours,



**LISA GRACE S. BERSALES**  
Vice Pres. For Planning and Finance

Encls.: As stated



UNIVERSITY  
OF THE  
PHILIPPINES

FILE COPY

**OFFICE OF THE VICE PRESIDENT FOR PLANNING AND FINANCE**

3<sup>rd</sup> Floor, Quezon Hall, University of the Philippines, Diliman, Quezon City 1101

Telefax No. (632) 8928-2866

Trunkline: (632) 8981-8500 loc. 2504 or 2530

03 March 2021

**MS. ALMA A. BACULI**

Supervising Auditor  
Commission on Audit  
University of the Philippines  
System Administration  
Quezon Hall, Q. C.



Dear Ms. Baculi:

We are pleased to submit **FAR No. 5** – Quarterly Report of Revenue and Other Receipts (QRROR) of the UP System for the quarter of December, 2020.

Thank you.

Very truly yours,

*Lisa Grace S. Bersales*


**LISA GRACE S. BERSALES**  
Vice Pres. For Planning and Finance

Encls.: As stated

QUARTERLY REPORT OF REVENUE AND OTHER RECEIPTS  
As of the Quarter Ending 31 December 2020

Department STATE UNIVERSITIES AND COLLEGES  
 Agency UNIVERSITY OF THE PHILIPPINES SYSTEM  
 Operating Unit 008  
 Organization Code (UACS) 08 008 00 00000  
 Fund Cluster 01 - Regular Agency Fund

CLASSIFICATION / SOURCES OF REVENUE AND OTHER RECEIPTS	UACS Code	REVENUE TARGET (Annual)	ACTUAL REVENUE AND OTHER RECEIPTS COLLECTIONS					CUMULATIVE REMITTANCE /DEPOSITS TO DATE			VARIANCE		Remarks	
			UNIVERSITY OF THE PHILIPPINES SYSTEM											
			1st Quarter	2nd Quarter	3rd Quarter	4th Quarter	TOTAL	Remittance to BTr	Deposited with AGDB	Total	Amount	%		
1	2	3	4	5	6	7	8=(4+5+6+7)	9	10	11=(9+10)	12=(8-3)	13 = (12 / 3)	14	
<b>A. Regular Agency Fund (Fund Cluster Code 01)</b>														
<b>A.1. Revenue Collections</b>														
<b>A.1.1. Cash Revenue</b>														
Tax														
Non-Tax														
<b>A.1.2. Non-Cash Revenue</b>														
Tax														
Non-Tax														
Collections effected through outright deductions from claims														
<b>A.2. Non-Revenue Collections/Other Receipts</b>														
<b>A.2.1. Cash Receipts</b>														
Refund of Cash Advances														
Others (e.g. AWOP)														
<b>A.2.2. Non-Cash Receipts</b>														
Collections effected through outright deductions from claims														
<b>TOTAL</b>														
		-	42,987	44,617	63,227	53,440	204,271	-	204,271	204,271	204,271	0%	-	


Certified Correct:  
  
 Susan C. Sanchez  
 Director II, UP System Accounting Office  
 Date: 03 March 2021

Approved By:  
  
 Lisa Grace S. Bersales  
 Vice President for Planning and Finance  
 Date: 03 March 2021

**QUARTERLY REPORT OF REVENUE AND OTHER RECEIPTS**  
As at the Quarter Ending December 31, 2020

Department : State Universities and Colleges (SUCs)  
 Agency : University of the Philippines System  
 Operating Unit : < not applicable >  
 Organization Code : 08 008 0000000  
 Fund Cluster : 05 - Internally Generated Funds

Classification/Sources of Revenue and Other Receipts	UACS CODE	REVENUE TARGET (Annual) per BESF	Actual Revenue and Other Receipts Collections					Cumulative Remittance/Deposits to Date			Variance		Remarks
			1st Quarter Ending March 31	2nd Quarter Ending June 30	3rd Quarter Ending Sept. 30	4th Quarter Ending Dec. 31	Total	Remittance to BTr	Deposited with AGDB	TOTAL	Amount	%	
1	2	3	4	5	6	7	8=[(6+(-)7)-8+9]	9	10	11=(9+10)	12=(8-3)	13=(12/3)	14
Internally Generated Funds		2,938,699,308.00	54,227,363.00	2,038,126.00	26,965,282.00	1,692,104,754.00	1,775,335,525.00	0.00	1,775,335,525.00	1,775,335,525.00	(1,163,363,783.00)		-40 %
Revenue Collections		2,938,699,308.00	54,227,363.00	2,038,126.00	26,965,282.00	1,692,104,754.00	1,775,335,525.00	0.00	1,775,335,525.00	1,775,335,525.00	(1,163,363,783.00)		-40 %
Cash Revenue		2,935,796,784.00	52,633,239.00	2,038,226.00	26,964,972.00	1,692,069,581.00	1,773,706,018.00	0.00	1,773,706,018.00	1,773,706,018.00	(1,162,090,766.00)		-40 %
Not Applicable		2,935,796,784.00	52,633,239.00	2,038,226.00	26,964,972.00	1,692,069,581.00	1,773,706,018.00	0.00	1,773,706,018.00	1,773,706,018.00	(1,162,090,766.00)		-40 %
Registration Fees	4020102000	2,475,158.00	425,016.00	509,040.00	60,480.00	395,800.00	1,390,336.00	0.00	1,390,336.00	1,390,336.00	(1,084,822.00)		-44 %
Certification Fees	4020104002	885,003.00	234,000.00	22,845.00	101,396.00	138,263.00	496,504.00	0.00	496,504.00	496,504.00	(388,499.00)		-44 %
Other Verification and Authentication Fees	4020111099	40,956.00	14,812.00	2,592.00	2,311.00	2,911.00	22,626.00	0.00	22,626.00	22,626.00	(18,330.00)		-45 %
Fines and Penalties - Service Income	4020114000	448,734.00	103,220.00	94,845.00	16,241.00	37,518.00	251,824.00	0.00	251,824.00	251,824.00	(196,910.00)		-44 %
Other Service Income	4020199099	6,073,933.00	1,088,054.00	234,071.00	286,153.00	1,802,547.00	3,410,825.00	0.00	3,410,825.00	3,410,825.00	(2,663,108.00)		-44 %
Tuition Fees	4020201001	2,665,312,000.00	28,419,144.00	2,043,571.00	6,588,139.00	1,684,633,285.00	1,721,684,139.00	0.00	1,721,684,139.00	1,721,684,139.00	(943,627,861.00)		-35 %
Income Collected from Students	4020201002	4,416,000.00	21,216,617.00	(999,703.00)	19,353,665.00	4,553,176.00	44,123,755.00	0.00	44,123,755.00	44,123,755.00	39,707,755.00		899 %
Other School Fees	4020201099	256,145,000.00	1,132,376.00	130,965.00	556,587.00	506,081.00	2,326,009.00	0.00	2,326,009.00	2,326,009.00	(253,818,991.00)		-99 %
Non-Cash Revenue		2,902,524.00	1,594,124.00	(100.00)	310.00	35,173.00	1,629,507.00	0.00	1,629,507.00	1,629,507.00	(1,273,017.00)		-44 %
Collections effected through outright deductions from claims		2,902,524.00	1,594,124.00	(100.00)	310.00	35,173.00	1,629,507.00	0.00	1,629,507.00	1,629,507.00	(1,273,017.00)		-44 %
Miscellaneous Income	4060999000	2,902,524.00	1,594,124.00	(100.00)	310.00	35,173.00	1,629,507.00	0.00	1,629,507.00	1,629,507.00	(1,273,017.00)		-44 %
<b>TOTAL</b>		<b>2,938,699,308.00</b>	<b>54,227,363.00</b>	<b>2,038,126.00</b>	<b>26,965,282.00</b>	<b>1,692,104,754.00</b>	<b>1,775,335,525.00</b>	<b>0.00</b>	<b>1,775,335,525.00</b>	<b>1,775,335,525.00</b>	<b>(1,163,363,783.00)</b>		<b>-40 %</b>

Certified Correct:  
  
 SUSAN C. SANCHEZ  
 DIRECTOR II, UPS-ACCOUNTING OFFICE  
 Date: 2021-03-04 11:46:24


Recommending Approval:  
  
 NOREEN P. ESCULTURA  
 DIRECTOR IV  
 Date: 2021-03-04 13:51:22

Approved By:  
  
 LISA GRACE S. BERSALES  
 VICE-PRESIDENT FOR PLANNING AND FINANCE  
 Date:

QUARTERLY REPORT OF REVENUE AND OTHER RECEIPTS  
As of the Quarter Ending 31 December 2020

Department STATE UNIVERSITIES AND COLLEGES  
 Agency UNIVERSITY OF THE PHILIPPINES SYSTEM  
 Operating Unit 008  
 Organization Code (UACS) 08 008 00 00000  
 Fund Cluster 05 - INTERNALLY GENERATED FUNDS (Retained Income)

CLASSIFICATION / SOURCES OF REVENUE AND OTHER RECEIPTS	UACS Code	REVENUE TARGET (Annual)	ACTUAL REVENUE AND OTHER RECEIPTS COLLECTIONS					CUMULATIVE REMITTANCE /DEPOSITS TO DATE			VARIANCE		Remarks
			UNIVERSITY OF THE PHILIPPINES SYSTEM										
			1st Quarter	2nd Quarter	3rd Quarter	4th Quarter	TOTAL	Remittance to BTr	Deposited with AGDB	Total	Amount	%	
1	2	3	4	5	6	7	8=(4+5+6+7)	9	10	11=(9+10)	12=(8-3)	13 = (12 / 3)	14
<b>E. Internally Generated Funds/Retained Income Fund (Fund Cluster Code 05)</b>													
<b>E.1. Revenue Collections</b>													
<b>E.1.1 Cash Revenue</b>													
Clearance & Certification Fees-Certification Fees	4020104002	885,003	234,000	22,845	101,396	138,263	496,504		496,504	496,504	(388,499)	-44%	
Verification and Authentication Fees-Other Verifi	4020111099	40,956	14,812	2,592	2,311	2,911	22,627		22,627	22,627	(18,329)	-45%	
Fines and Penalties - Service Income	4020114000	448,734	103,220	94,845	16,241	37,518	251,825		251,825	251,825	(196,909)	-44%	
School Fees-Tuition Fees	4020201001	2,665,312,000	28,419,144	2,043,571	6,588,139	1,684,633,285	1,721,684,138		1,721,684,138	1,721,684,138	(943,627,862)	-35%	
School Fees-Income collected from Students	4020201002	4,416,000	21,216,617	(999,703)	19,353,665	4,553,176	44,123,755		44,123,755	44,123,755	39,707,755	899%	
School Fees-Other School Fees	4020201099	256,145,000	1,132,376	130,965	556,587	506,081	2,326,009		2,326,009	2,326,009	(253,818,991)	-99%	
Registration Fees	4020102000	2,475,159	425,016	509,040	60,480	395,800	1,390,336		1,390,336	1,390,336	(1,084,823)	-44%	
Other Service Income-Other ServiceIncome	4020199099	6,073,933	1,088,054	234,071	286,153	1,802,547	3,410,825		3,410,825	3,410,825	(2,663,108)	-44%	
<b>E.1.2 Non-Cash Revenue</b>													
<b>Collections effected through outright deductions from claims</b>													
Miscellaneous income (e.g., liquidated damages)	4060999000	2,902,524	1,594,124	(100)	310	35,173	1,629,507		1,629,507	1,629,507	(1,273,017)	-44%	
<b>Total</b>		<b>2,938,699,308</b>	<b>54,227,363</b>	<b>2,038,126</b>	<b>26,965,282</b>	<b>1,692,104,754</b>	<b>1,775,335,525</b>		<b>1,775,335,525</b>	<b>1,775,335,525</b>	<b>(1,163,363,783)</b>	<b>-40%</b>	
<b>E.2. Non-Revenue Collections/Other Receipts</b>													
<b>E.2.1 Cash Receipts</b>													
<b>Others</b>													
Refund of Cash Advances		4,260,399	620,651	-	-	-	620,651		620,651	620,651	(3,639,748)	-85%	
Others (e.g AWOP)	2999999000	52,850,000	26,841,988	-	-	-	26,841,988		26,841,988	26,841,988	(26,008,012)	-49%	
Advances for Payroll	1990102000	52,700	49,200	-	-	-	49,200						
Advances to Special Disbursing Officers	1990103000	707,500	9,728	-	445,211	234,804	689,743						
Advances to Officers and Employees	1990104000	625,000	383,089	19,823	175,799	33,612	612,324						
<b>TOTAL</b>		<b>2,997,194,907</b>	<b>82,132,020</b>	<b>2,057,949</b>	<b>27,586,292</b>	<b>1,692,373,170</b>	<b>1,804,149,431</b>		<b>1,802,798,164</b>	<b>1,802,798,164</b>	<b>(1,193,011,543)</b>	<b>-40%</b>	

Certified Correct:  
  
 Susan C. Sanchez  
 Director II, UP System Accounting Office  
 Date: 03 March 2021

Approved By:   
 Lisa Grace S. Bersales  
 Vice President for Planning and Finance  
 Date: 03 March 2021

As at the Quarter Ending December 31, 2020

Department : State Universities and Colleges (SUCs)  
 Agency : University of the Philippines System  
 Operating Unit : < not applicable >  
 Organization Code : 08 008 000000  
 Fund Cluster : 06 - Business Related Funds

Classification/Sources of Revenue and Other Receipts	UACS CODE	REVENUE TARGET (Annual) per BESF	Actual Revenue and Other Receipts Collections					Cumulative Remittance/Deposits to Date			Variance		Remarks
			1st Quarter Ending March 31	2nd Quarter Ending June 30	3rd Quarter Ending Sept. 30	4th Quarter Ending Dec. 31	Total	Remittance to BTr	Deposited with AGDB	TOTAL	Amount	%	
1	2	3	4	5	6	7	8=[(6+(-)7)-8+9]	9	10	11=(9+10)	12=(8-3)	13=(12/3)	14
<b>Business Related Funds</b>		2,795,482,319.00	376,008,237.00	268,401,239.00	446,690,451.00	506,123,055.00	1,597,222,982.00	0.00	1,597,222,982.00	1,597,222,982.00	(1,198,259,337.00)		-43 %
<b>Revenue Collections</b>		2,795,482,319.00	376,008,237.00	268,401,239.00	446,690,451.00	506,123,055.00	1,597,222,982.00	0.00	1,597,222,982.00	1,597,222,982.00	(1,198,259,337.00)		-43 %
<b>Cash Revenue</b>		2,795,291,785.00	375,989,882.00	268,366,495.00	446,677,944.00	506,081,974.00	1,597,116,295.00	0.00	1,597,116,295.00	1,597,116,295.00	(1,198,175,490.00)		-43 %
<b>Not Applicable</b>		2,795,291,785.00	375,989,882.00	268,366,495.00	446,677,944.00	506,081,974.00	1,597,116,295.00	0.00	1,597,116,295.00	1,597,116,295.00	(1,198,175,490.00)		-43 %
Affiliation Fees	4020202000	349,015.00	196,165.00	0.00	0.00	0.00	196,165.00	0.00	196,165.00	196,165.00	(152,850.00)		-44 %
Seminar/Training Fees	4020204000	535,988.00	19,760.00	2,880.00	130,850.00	147,300.00	300,790.00	0.00	300,790.00	300,790.00	(235,198.00)		-44 %
Rent/Lease Income	4020205000	195,228,617.00	8,617,756.00	11,557,773.00	33,158,343.00	56,302,645.00	109,636,517.00	0.00	109,636,517.00	109,636,517.00	(85,592,100.00)		-44 %
Road Network Fees	4020208000	44,517.00	20,935.00	3,690.00	0.00	0.00	24,625.00	0.00	24,625.00	24,625.00	(19,892.00)		-45 %
Income from Hostels/Dormitories and other Like facilities	4020213000	31,459,445.00	10,694,834.00	885,357.00	776,692.00	5,309,989.00	17,666,872.00	0.00	17,666,872.00	17,666,872.00	(13,792,573.00)		-44 %
Income from Printing and Publication	4020215000	3,390,433.00	497,673.00	957,493.00	245,617.00	203,084.00	1,903,867.00	0.00	1,903,867.00	1,903,867.00	(1,486,566.00)		-44 %
Drugs and Medicines	4020217001	1,505,988.00	447,370.00	130,192.00	92,855.00	175,316.00	845,733.00	0.00	845,733.00	845,733.00	(660,255.00)		-44 %
Medical Supplies	4020217002	172,941.00	64,070.00	16,050.00	6,200.00	10,800.00	97,120.00	0.00	97,120.00	97,120.00	(75,821.00)		-44 %
Medical Fees - Operating Room	4020217003	47,329,657.00	8,289,454.00	4,655,023.00	4,590,355.00	9,044,566.00	26,579,398.00	0.00	26,579,398.00	26,579,398.00	(20,750,259.00)		-44 %
Medical Fees - Radiology	4020217004	182,310,119.00	31,910,873.00	18,035,215.00	17,059,536.00	35,376,134.00	102,381,758.00	0.00	102,381,758.00	102,381,758.00	(79,928,361.00)		-44 %
Medical Fees - Laboratory	4020217005	527,677,129.00	92,874,525.00	52,135,572.00	49,251,697.00	102,071,245.00	296,333,039.00	0.00	296,333,039.00	296,333,039.00	(231,344,090.00)		-44 %
Medical Fees - Cardio-Vascular Services	4020217007	7,525,412.00	1,317,259.00	743,553.00	704,372.00	1,460,939.00	4,226,123.00	0.00	4,226,123.00	4,226,123.00	(3,299,289.00)		-44 %
Medical Fees - Physical Medicine & Rehabilitation Services	4020217009	11,415,298.00	1,595,244.00	1,129,191.00	1,066,921.00	2,219,249.00	6,410,605.00	0.00	6,410,605.00	6,410,605.00	(5,004,693.00)		-44 %
Medical Fees - Neurology Services	4020217011	4,254,928.00	743,705.00	420,894.00	397,683.00	827,201.00	2,389,483.00	0.00	2,389,483.00	2,389,483.00	(1,865,445.00)		-44 %
Other Fees	4020217099	610,115,493.00	107,590,768.00	59,880,037.00	56,958,873.00	118,200,240.00	342,629,918.00	0.00	342,629,918.00	342,629,918.00	(267,485,575.00)		-44 %
Interest on NG Deposits	4020221001	21,374,899.00	1,429,561.00	2,204,490.00	1,813,717.00	7,158,243.00	12,606,011.00	0.00	12,606,011.00	12,606,011.00	(8,768,888.00)		-41 %
Others	4020221099	979,442,101.00	86,361,910.00	107,650,489.00	254,577,812.00	129,043,259.00	577,633,470.00	0.00	577,633,470.00	577,633,470.00	(401,808,631.00)		-41 %
Fines and Penalties - Business Income	4020223000	29,411,652.00	3,660,432.00	2,544,285.00	3,320,189.00	6,992,170.00	16,517,076.00	0.00	16,517,076.00	16,517,076.00	(12,894,576.00)		-44 %
Other Business Income	4020299099	54,916,471.00	10,545,515.00	4,591,185.00	8,242,143.00	7,461,177.00	30,840,020.00	0.00	30,840,020.00	30,840,020.00	(24,076,451.00)		-44 %
Income from Grants and Donations in Cash	4040201000	7,461,000.00	0.00	0.00	0.00	3,325,000.00	3,325,000.00	0.00	3,325,000.00	3,325,000.00	(4,136,000.00)		-55 %
Gain in Foreign Exchange (FOREX)	4050101000	17,828,265.00	0.00	3,912.00	203.00	10,007,661.00	10,011,776.00	0.00	10,011,776.00	10,011,776.00	(7,816,489.00)		-44 %
Other Gains	4050199000	61,542,417.00	8,712,073.00	819,214.00	14,283,886.00	10,745,756.00	34,560,929.00	0.00	34,560,929.00	34,560,929.00	(26,981,488.00)		-44 %
<b>Non-Cash Revenue</b>		190,534.00	18,355.00	34,744.00	12,507.00	41,081.00	106,687.00	0.00	106,687.00	106,687.00	(83,847.00)		-44 %
<b>Collections effected through outright deductions from claims</b>		190,534.00	18,355.00	34,744.00	12,507.00	41,081.00	106,687.00	0.00	106,687.00	106,687.00	(83,847.00)		-44 %
Other Gains	4050199000	190,534.00	18,355.00	34,744.00	12,507.00	41,081.00	106,687.00	0.00	106,687.00	106,687.00	(83,847.00)		-44 %
<b>TOTAL</b>		2,795,482,319.00	376,008,237.00	268,401,239.00	446,690,451.00	506,123,055.00	1,597,222,982.00	0.00	1,597,222,982.00	1,597,222,982.00	(1,198,259,337.00)		-43 %

This report was generated using the Unified Reporting System on 04/03/2021 14:03 version: FARS.1.1 ; Status: FOR APPROVAL

Certified Correct:  
  
 SUSAN C. SANCHEZ

Recommending Approval:  
  
 MOREEN P. ESCULTURA

Approved By:  
  
 LISA GRACE S. BERSALES

Date: 2021-03-04 11:46:24

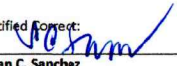
Date: 2021-03-04 13:51:22


Date:

QUARTERLY REPORT OF REVENUE AND OTHER RECEIPTS  
As of the Quarter Ending 31 December 2020

Department : STATE UNIVERSITIES AND COLLEGES  
Agency : UNIVERSITY OF THE PHILIPPINES SYSTEM  
Operating Unit : 008  
Organization Code (UAUCS) : 08 008 00 00000  
Fund Cluster : 06 - BUSINESS RELATED FUNDS (Revolving Funds)

CLASSIFICATION / SOURCES OF REVENUE AND OTHER RECEIPTS	UAUCS Code	REVENUE TARGET (Annual)	ACTUAL REVENUE AND OTHER RECEIPTS COLLECTIONS					CUMULATIVE REMITTANCE / DEPOSITS TO DATE			VARIANCE		Remarks
			UNIVERSITY OF THE PHILIPPINES SYSTEM										
			1st Quarter	2nd Quarter	3rd Quarter	4th Quarter	TOTAL	Remittance to BTR	Deposited with AGDB	Total	Amount	%	
1	2	3	4	5	6	7	8=(4+5+6+7)	9	10	11=(9+10)	12=(8-3)	13 = (12 / 3)	14
<b>F. Business Related Funds/Revolving Funds (Fund Cluster Code 06)</b>													
<b>F.1. Revenue Collections</b>													
<b>F.1.1 Cash Revenue</b>													
Affiliation Fees	4020202000	349,015	196,165	-	-	-	196,165	-	196,165	196,165	(152,850)	-44%	
Seminar/Training Fees	4020204000	535,988	19,760	2,880	130,850	147,300	300,790	300,790	300,790	300,790	(235,198)	-44%	
Rent/Lease Income	4020205000	195,228,617	8,617,756	11,557,773	33,158,343	56,302,645	109,636,517	109,636,517	109,636,517	109,636,517	(85,592,100)	-44%	
Road Network Fees	4020208000	44,517	20,935	3,690	-	-	24,625	24,625	24,625	24,625	(19,892)	-45%	
Income from Hostels/Dormitories and Other Facilities	4020213000	31,459,445	10,694,834	885,357	776,692	5,309,989	17,666,873	17,666,873	17,666,873	17,666,873	(13,792,572)	-44%	
Income from Printing and Publication	4020215000	3,390,433	497,673	957,493	245,617	203,084	1,903,867	1,903,867	1,903,867	1,903,867	(1,486,566)	-44%	
Hospital Fees-Drugs and Medicines	4020217001	1,505,988	447,370	130,192	92,855	175,316	845,733	845,733	845,733	845,733	(660,255)	-44%	
Hospital Fees-Medical Supplies	4020217002	172,941	64,070	16,050	6,200	10,800	97,120	97,120	97,120	97,120	(75,821)	-44%	
Hospital Fees-Medical Fees-Operating Room	4020217003	47,329,659	8,289,453	4,655,023	4,590,356	9,044,567	26,579,400	26,579,400	26,579,400	26,579,400	(20,750,258)	-44%	
Hospital Fees-Medical Fees-Radiology	4020217004	182,310,119	31,910,873	18,035,215	17,059,536	35,376,134	102,381,757	102,381,757	102,381,757	102,381,757	(79,928,362)	-44%	
Hospital Fees-Medical Fees-Laboratory	4020217005	527,677,129	92,874,525	52,135,572	49,251,697	102,071,245	296,333,040	296,333,040	296,333,040	296,333,040	(231,344,089)	-44%	
Hospital Fees-Medical Fees-Cardio-Vascular Services	4020217007	7,525,412	1,317,259	743,553	704,372	1,460,939	4,226,122	4,226,122	4,226,122	4,226,122	(3,299,289)	-44%	
Hospital Fees-Medical Fees-Physical Medicine & Rehabilitation Serv	4020217009	11,415,298	1,995,244	1,129,191	1,066,921	2,219,249	6,410,605	6,410,605	6,410,605	6,410,605	(5,004,692)	-44%	
Hospital Fees-Medical Fees-Neurology Services	4020217011	4,254,927	743,705	420,894	397,683	827,201	2,389,483	2,389,483	2,389,483	2,389,483	(1,865,444)	-44%	
Hospital Fees-Other Fees	4020217099	610,115,493	107,590,768	59,880,037	56,958,873	118,200,240	342,629,918	342,629,918	342,629,918	342,629,918	(267,485,576)	-44%	
Interest Income-Interest on NG Deposits	4020221001	21,374,899	1,429,561	2,204,490	1,813,717	7,158,243	12,606,011	12,606,011	12,606,011	12,606,011	(8,768,888)	-41%	
Interest Income-Others	4020221099	979,442,101	86,361,910	107,650,489	254,577,812	129,043,259	577,633,470	577,633,470	577,633,470	577,633,470	(401,808,631)	-41%	
Fines and Penalties - Business Income	4020223000	29,411,652	3,660,432	2,544,285	3,320,189	6,992,170	16,517,076	16,517,076	16,517,076	16,517,076	(12,894,576)	-44%	
Other Business Income-Other Business Income	4020299099	54,916,471	10,545,514	4,591,185	8,242,143	7,461,177	30,840,018	30,840,018	30,840,018	30,840,018	(24,076,452)	-44%	
Income from Grants and donations	4040201000	7,461,000	-	-	-	3,325,000	3,325,000	3,325,000	3,325,000	3,325,000	(4,136,000)	-55%	
Gain on Foreign Exchange (FOREX)	4050101000	17,828,265	-	3,912	203	10,007,661	10,011,777	10,011,777	10,011,777	10,011,777	(7,816,489)	-44%	
Other Gains	4050199000	61,542,417	8,712,073	819,214	14,283,886	10,745,756	34,560,929	34,560,929	34,560,929	34,560,929	(26,981,488)	-44%	
<b>F.1.2 Non-Cash Revenue</b>													
<b>Collections effected through outright deductions from claims</b>													
Miscellaneous income (e.g., liquidated damages, proceeds from sale of unserviceable PPE, etc.)	4060999000	190,534	18,355	34,744	12,507	41,081	106,687	-	106,687	106,687	(83,847)	-44%	
<b>Total</b>	<b>Total</b>	<b>2,795,482,319</b>	<b>376,008,237</b>	<b>268,401,239</b>	<b>446,690,451</b>	<b>506,123,056</b>	<b>1,597,222,982</b>	<b>-</b>	<b>1,597,222,982</b>	<b>1,597,222,982</b>	<b>(1,198,259,337)</b>	<b>-43%</b>	
<b>F.2. Non-Revenue Collections/Other Receipts</b>													
<b>F.2.1 Cash Receipts</b>													
<b>Others</b>													
Refund of Cash Advances			15,424	3,471	6,983	21,793	47,671	-	47,671	47,671	47,671	0%	
<b>TOTAL</b>		<b>2,795,482,319</b>	<b>376,023,661</b>	<b>268,404,710</b>	<b>446,697,433</b>	<b>506,144,849</b>	<b>1,597,270,653</b>	<b>-</b>	<b>1,597,270,653</b>	<b>1,597,270,653</b>	<b>(1,198,211,666)</b>	<b>-43%</b>	

Certified Correct:  
  
Susan C. Sanchez  
Director II, UP System Accounting Office  
Date: 03 March 2021

Approved By:   
Lisa Grace S. Bersales  
Vice President for Planning and Finance  
Date: 03 March 2021

**QUARTERLY REPORT OF REVENUE AND OTHER RECEIPTS**  
As of the Quarter Ending 31 December 2020

FAR No. 5

Department : STATE UNIVERSITIES AND COLLEGES  
 Agency : UNIVERSITY OF THE PHILIPPINES SYSTEM  
 Operating Unit : 008  
 Organization Code (UACS) : 08 008 00 00000  
 Fund Cluster : 07 - TRUST RECEIPTS

CLASSIFICATION / SOURCES OF REVENUE AND OTHER RECEIPTS	UACS Code	REVENUE TARGET (Annual)	ACTUAL REVENUE AND OTHER RECEIPTS COLLECTIONS					CUMULATIVE REMITTANCE /DEPOSITS TO DATE			VARIANCE		Remarks
			UNIVERSITY OF THE PHILIPPINES SYSTEM										
			1st Quarter	2nd Quarter	3rd Quarter	4th Quarter	TOTAL	Remittance to BTr	Deposited with AGDB	Total	Amount	%	
1	2	3	4	5	6	7	8=(4+5+6+7)	9	10	11=(9+10)	12=(8-3)	13 = (12 / 3)	14
<b>G. Trust Receipts (Fund Cluster Code 07)</b>													
<b>G.1. Inter-Agency Transferred Funds (IATF) Deposited with the National Treasury</b>													
FireCheck: Urban Fire Hazard Mapping and Fire Hazard Modelling		975,000	623,888	-	-	-	623,888	-	623,888	623,888	(351,112)	-36%	
Image Mapping Of Energy Conversion Efficiency		3,222,731	3,222,731	-	-	-	3,222,731	-	3,222,731	3,222,731	-	0%	
Phil Assessment- Marine Endemic Demersal Fishies		690,000	690,000	-	-	-	690,000	-	690,000	690,000	-	0%	
NICHE Centers in the Regions for R & D/NICER Program		5,870,000	3,870,501	-	-	4,912,411	8,782,912	-	8,782,912	8,782,912	2,912,912	50%	
Geomapping and nutrient analysis of wild edible plants as food alternatives in disaster		995,490	-	-	-	861,552	861,552	-	861,552	861,552	(133,938)	-13%	
<b>G.2. Other Trust Receipts Deposited with the National Treasury</b>													
Retention Fee		150,000	49,000	-	38,889	39,224	127,113	-	127,113	127,113	(22,887)	-15%	
<b>G.3. Trust Receipts Deposited with Authorized Government Depository Banks (AGDB)</b>													
Proceeds from sale of bid documents		3,800,000	1,777,965	40,000	1,654,873	252,245	3,725,083	3,725,083	3,725,083	3,725,083	(74,917)	-2%	
UP Press Royalty (977860Y - AY000021)		1,124,150	-	173,527	353,643	21,446	548,616	548,616	548,616	548,616	(575,534)	-51%	
BGC Collections (A0001408)		7,654,334	157,548	620,602	24,750	-	802,899	802,899	802,899	802,899	(6,851,435)	-90%	
UPS Donations-Faculty Grants Marawi (A0001455 & A0001456)		2,127,102	83,721	-	-	-	83,721	83,721	83,721	83,721	(2,043,381)	-96%	
UCIDS Publication (AM000003)		15,552	1,200	-	-	18,050	19,250	19,250	19,250	19,250	3,698	24%	
Center For Women Studies Publication (AM000004)		170,290	7,945	-	7,040	-	14,985	14,985	14,985	14,985	(155,305)	-91%	
PGC Newborn Screening (AM000036)		28,623	28,623	-	-	-	28,623	28,623	28,623	28,623	-	0%	
DNA Sequencing (AM000040)		23,312,299	-	-	5,148,187	(3,128,798)	2,019,389	2,019,389	2,019,389	2,019,389	(21,292,910)	-91%	
Fine For Replacement Of Staled Checks (AY000022)		3,200	400	100,000	100	1,850	2,450	2,450	2,450	2,450	(750)	-23%	
Performance Bond (AY00004 / A0001490)		7,749,161	202,392	135,890.53	1,364,822	(1,502,986)	200,119	200,119	200,119	200,119	(7,549,042)	-97%	
PGH Canteen		3,200,000	698,568	201,424.22	883,901	1,079,550	2,863,443	2,863,443	2,863,443	2,863,443	(336,557)	-11%	
Medical Research Laboratory		18,578,811	3,295,979	4,814,826.56	1,026,143	3,204,707	12,341,655	12,341,655	12,341,655	12,341,655	(6,237,156)	-34%	
Catherization Laboratory		44,000,000	8,820,834	11,074,306.66	4,366,882	6,182,154	30,444,176	30,444,176	30,444,176	30,444,176	(13,555,824)	-31%	
Sentro Ophthalmologico Jose Rizal		35,407,115	3,283,286	4,227,916.92	1,527,823	5,567,013	14,606,038	14,606,038	14,606,038	14,606,038	(20,801,077)	-59%	
Pharmacy		1,500,000,000	128,588,089	258,668,492.96	78,571,570	200,745,898	666,574,050	666,574,050	666,574,050	666,574,050	(833,425,950)	-56%	
Donation		-	3,435,926	14,788,200.00	4,730,508	3,363,724	26,318,358	26,318,358	26,318,358	26,318,358	26,318,358	0%	
Computer Loan Fund		-	9,107	9,873.00	4,030	8,098	31,108	31,108	31,108	31,108	31,108	0%	
Scholarship Fund		-	1,599,041	566,850.00	100,000	1,484,000	3,749,891	3,749,891	3,749,891	3,749,891	3,749,891	0%	
TF Student Fees		-	7,880	13,676.00	18,450	15,853	55,859	55,859	55,859	55,859	55,859	0%	
Other Trust Receipts		-	-	-	30,000	-	30,000	30,000	30,000	30,000	30,000	0%	
CSC Publications Fund		-	616,933	1,135,874	1,326,180	1,653,017	4,732,004	4,732,004	4,732,004	4,732,004	4,732,004	0%	
Dorm and Guest House		300,000	188,114	7,470	38,129	8,487	242,199	242,199	242,199	242,199	(57,801)	-19%	
Technology Business Incubator		305,000	75,077	-	141,878	84,293	301,249	301,249	301,249	301,249	(3,751)	-1%	
Fabrication Laboratory		150,000	118,464	-	-	14,770	133,234	133,234	133,234	133,234	(16,766)	-11%	
Interactive Learning Center & Learning Resource Center		8,000	6,923	-	-	-	6,923	6,923	6,923	6,923	(1,078)	-13%	
Due to NGAS		318,750,534	410,200,009	445,020,852	410,122,014	452,483,375	1,717,826,250	1,717,826,250	1,717,826,250	1,717,826,250	1,399,075,716	439%	
Due to GOCCs		-	-	50,000,000	-	-	50,000,000	50,000,000	50,000,000	50,000,000	50,000,000	0%	
Due to LGUs		-	150,122	-	-	-	150,122	150,122	150,122	150,122	150,122	0%	
<b>TOTAL</b>		<b>1,978,587,392</b>	<b>571,810,264</b>	<b>791,499,881</b>	<b>511,479,812</b>	<b>677,369,931</b>	<b>2,552,159,887</b>	<b>2,552,159,887</b>	<b>2,552,159,887</b>	<b>2,552,159,887</b>	<b>573,572,496</b>	<b>29%</b>	

Certified Correct:

*Susan C. Sanchez*  
 Susan C. Sanchez  
 Director II, UP System Accounting Office  
 Date: 03 March 2021

Approved By:

*Lisa Grace S. Bersales*  
 Lisa Grace S. Bersales  
 Vice President for Planning and Finance  
 Date: 03 March 2021




**QUARTERLY REPORT OF REVENUE AND OTHER RECEIPTS**  
As at the Quarter Ending December 31, 2020


Department : State Universities and Colleges (SUCs)  
 Agency : University of the Philippines System  
 Operating Unit : < not applicable >  
 Organization Code : 08 008 000000  
 Fund Cluster : 07 - Trust Receipts

Classification/Sources of Revenue and Other Receipts	UACS CODE	REVENUE TARGET (Annual) per BESF	Actual Revenue and Other Receipts Collections					Cumulative Remittance/Deposits to Date			Variance		Remarks
			1st Quarter Ending March 31	2nd Quarter Ending June 30	3rd Quarter Ending Sept. 30	4th Quarter Ending Dec. 31	Total	Remittance to BTr	Deposited with AGDB	TOTAL	Amount	%	
1	2	3	4	5	6	7	8=[(6+(-)7)-8+9]	9	10	11=(9+10)	12=(8-3)	13=(12/3)	14
Trust Receipts		1,978,587,392.00	571,810,264.00	791,499,881.00	511,479,812.00	677,369,931.00	2,552,159,888.00	0.00	2,552,159,888.00	2,552,159,888.00	573,572,496.00	29 %	
Inter-Agency Transferred Funds (IATF) Deposited with the National Treasury		11,753,221.00	8,407,120.00	0.00	0.00	5,773,963.00	14,181,083.00	0.00	14,181,083.00	14,181,083.00	2,427,862.00	21 %	
FireCheck: Urban Fire Hazard Mapping and Fire Hazard Modelling		975,000.00	623,888.00	0.00	0.00	0.00	623,888.00	0.00	623,888.00	623,888.00	(351,112.00)	-36 %	
Image Mapping Of Energy Conversion Efficiency		3,222,731.00	3,222,731.00	0.00	0.00	0.00	3,222,731.00	0.00	3,222,731.00	3,222,731.00	0.00	0 %	
Phil Assessment- Marine Endemic Demersal Fishes		690,000.00	690,000.00	0.00	0.00	0.00	690,000.00	0.00	690,000.00	690,000.00	0.00	0 %	
NICHE Centers in the Regions for R & D NICER Program		5,870,000.00	3,870,501.00	0.00	0.00	0.00	4,912,411.00	0.00	8,782,912.00	8,782,912.00	2,912,912.00	50 %	
Geomapping and nutrient analysis of wild edible plants as food alternatives in disaster prone areas in the central and eastern Visayas regions, Philippines		995,490.00	0.00	0.00	0.00	861,552.00	861,552.00	0.00	861,552.00	861,552.00	(133,938.00)	-13 %	
Other Trust Receipts Deposited with the National Treasury		150,000.00	49,000.00	0.00	38,889.00	39,224.00	127,113.00	0.00	127,113.00	127,113.00	(22,887.00)	-15 %	
Retention Fee		150,000.00	49,000.00	0.00	38,889.00	39,224.00	127,113.00	0.00	127,113.00	127,113.00	(22,887.00)	-15 %	
Trust Receipts Deposited with Authorized Government Depository Banks (AGDB)		1,966,884,171.00	563,354,144.00	791,499,881.00	511,440,923.00	671,556,744.00	2,537,851,692.00	0.00	2,537,851,692.00	2,537,851,692.00	571,167,521.00	29 %	
Proceeds from sale of bid documents		3,800,000.00	1,777,965.00	40,000.00	1,654,873.00	252,245.00	3,725,083.00	0.00	3,725,083.00	3,725,083.00	(74,917.00)	-2 %	
UP Press Royalty (977860Y - AY000021)		1,124,150.00	0.00	173,527.00	353,643.00	21,446.00	548,616.00	0.00	548,616.00	548,616.00	(575,534.00)	-51 %	
BGC Collections (A0001408)		7,854,334.00	157,548.00	620,602.00	24,750.00	0.00	802,900.00	0.00	802,900.00	802,900.00	(6,851,434.00)	-90 %	
UPS Donations-Faculty Grants Marawi (A0001455 & A0001456)		2,127,102.00	83,721.00	0.00	0.00	0.00	83,721.00	0.00	83,721.00	83,721.00	(2,043,381.00)	-96 %	
UCIDS Publication (AM000003)		15,552.00	1,200.00	0.00	0.00	18,050.00	19,250.00	0.00	19,250.00	19,250.00	3,698.00	24 %	
Center For Women Studies Publication (AM000004)		170,290.00	7,945.00	0.00	7,040.00	0.00	14,985.00	0.00	14,985.00	14,985.00	(155,305.00)	-91 %	
PGC Newborn Screening (AM000036)		28,623.00	28,623.00	0.00	0.00	0.00	28,623.00	0.00	28,623.00	28,623.00	0.00	0 %	
DNA Sequencing (AM000040)		23,312,299.00	0.00	0.00	5,148,187.00	(3,128,798.00)	2,019,389.00	0.00	2,019,389.00	2,019,389.00	(21,292,910.00)	-91 %	
Fine For Replacement Of Stalad Checks (AY000022)		3,200.00	400.00	100.00	100.00	1,850.00	2,450.00	0.00	2,450.00	2,450.00	(750.00)	-23 %	
Performance Bond (AY00004 / A0001490)		7,749,161.00	202,392.00	135,891.00	1,364,822.00	(1,502,986.00)	200,119.00	0.00	200,119.00	200,119.00	(7,549,042.00)	-97 %	
PGH Canteen		3,200,000.00	698,588.00	201,424.00	883,901.00	1,079,550.00	2,863,443.00	0.00	2,863,443.00	2,863,443.00	(336,557.00)	-11 %	
Medical Research Laboratory		18,578,811.00	3,295,978.00	4,814,827.00	1,026,143.00	3,204,707.00	12,341,655.00	0.00	12,341,655.00	12,341,655.00	(6,237,156.00)	-34 %	
Catherization Laboratory		44,000,000.00	8,820,834.00	11,074,306.00	4,366,882.00	6,182,154.00	30,444,176.00	0.00	30,444,176.00	30,444,176.00	(13,555,824.00)	-31 %	
Sentro Oftalmologico Jose Rizal		35,407,115.00	3,283,286.00	4,227,916.00	1,527,823.00	5,567,012.00	14,606,037.00	0.00	14,606,037.00	14,606,037.00	(20,801,078.00)	-59 %	
Pharmacy		1,500,000,000.00	128,588,089.00	258,668,493.00	78,571,570.00	200,745,898.00	666,574,050.00	0.00	666,574,050.00	666,574,050.00	(833,425,950.00)	-56 %	
Donation		0.00	3,435,926.00	14,788,200.00	4,730,508.00	3,363,723.00	26,318,357.00	0.00	26,318,357.00	26,318,357.00	26,318,357.00	0 %	
Computer Loan Fund		0.00	9,107.00	9,873.00	4,030.00	0.00	31,108.00	0.00	31,108.00	31,108.00	31,108.00	0 %	
Scholarship Fund		0.00	1,599,041.00	566,850.00	100,000.00	1,484,000.00	3,749,891.00	0.00	3,749,891.00	3,749,891.00	3,749,891.00	0 %	
TF Student Fees		0.00	7,880.00	13,676.00	18,450.00	15,853.00	55,859.00	0.00	55,859.00	55,859.00	55,859.00	0 %	

Department : State Universities and Colleges (SUCs)  
 Agency : University of the Philippines System  
 Operating Unit : < not applicable >  
 Organization Code : 08 008 0000000  
 Fund Cluster : 07 - Trust Receipts

Classification/Sources of Revenue and Other Receipts	LACS CODE	REVENUE TARGET (Annual) per BESF	Actual Revenue and Other Receipts Collections					Cumulative Remittance/Deposits to Date			Variance		Remarks
			1st Quarter Ending March 31	2nd Quarter Ending June 30	3rd Quarter Ending Sept. 30	4th Quarter Ending Dec. 31	Total	Remittance to BTr	Deposited with AGDB	TOTAL	Amount	%	
1	2	3	4	5	6	7	8=([6+(-)7]-8+9]	9	10	11=(9+10)	12=(8-3)	13=(12/3)	14
Other Trust Receipts		0.00	0.00	0.00	30,000.00	0.00	30,000.00	0.00	30,000.00	30,000.00	30,000.00	0 %	
CSC Publications Fund		0.00	616,933.00	1,135,874.00	1,326,180.00	1,653,017.00	4,732,004.00	0.00	4,732,004.00	4,732,004.00	4,732,004.00	0 %	
Dorm and Guest House		300,000.00	188,114.00	7,470.00	38,129.00	8,487.00	242,200.00	0.00	242,200.00	242,200.00	(57,800.00)	-19 %	
Technology Business Incubator		305,000.00	75,077.00	0.00	141,878.00	84,293.00	301,248.00	0.00	301,248.00	301,248.00	(3,752.00)	-1 %	
Fabrication Laboratory		150,000.00	118,463.00	0.00	0.00	14,770.00	133,233.00	0.00	133,233.00	133,233.00	(16,767.00)	-11 %	
Interactive Learning Center & Learning Resource Center		8,000.00	6,923.00	0.00	0.00	0.00	6,923.00	0.00	6,923.00	6,923.00	(1,077.00)	-13 %	
Due to NGAS		318,750,534.00	410,200,008.00	445,020,852.00	410,122,014.00	452,483,375.00	1,717,826,250.00	0.00	1,717,826,250.00	1,717,826,250.00	1,399,075,716.00	439 %	
Due to GOCCs		0.00	0.00	50,000,000.00	0.00	0.00	50,000,000.00	0.00	50,000,000.00	50,000,000.00	50,000,000.00	0 %	
Due to LGUs		0.00	150,122.00	0.00	0.00	0.00	150,122.00	0.00	150,122.00	150,122.00	150,122.00	0 %	
<b>TOTAL</b>		<b>1,978,587,392.00</b>	<b>571,810,264.00</b>	<b>791,499,881.00</b>	<b>511,479,812.00</b>	<b>677,369,931.00</b>	<b>2,552,159,888.00</b>	<b>0.00</b>	<b>2,552,159,888.00</b>	<b>2,552,159,888.00</b>	<b>573,572,496.00</b>	<b>29 %</b>	

Certified Correct:  
  
 SUSAN C. SANCHEZ  
 DIRECTOR II, UPS-ACCOUNTING OFFICE  
 Date: 2021-03-04 11:46:24

Recommending Approval:  
  
 NOREEN P. ESCULTURA  
 DIRECTOR IV  
 Date: 2021-03-04 13:51:22

Approved By:  
  
 LISA GRACE S. BERSALES  
 VICE-PRESIDENT FOR PLANNING AND FINANCE  
 Date: