

SUMMARY OF APPROPRIATIONS, ALLOTMENTS, OBLIGATIONS, DISBURSEMENTS AND BALANCES BY OBJECT OF EXPENDITURES

As at the Quarter Ending March 31, 2023

Department : State Universities and Colleges (SUCs)
 Agency : University of the Philippines System
 Operating Unit : < not applicable >
 Organization Code (UACS) : 08 008 0000000
 Fund Cluster : 01 Regular Agency Fund

X	Current Year Appropriations
	Supplemental Appropriations
	Continuing Appropriations

(e.g. UACS Fund Cluster: 01-Regular Agency Fund, 02-Foreign Assisted Projects Fund, 03-Special Account-Locally Funded/Domestic Grants Fund, and 04-Special Account-Foreign Assisted/Foreign Grants Fund)

Particulars	UACS CODE	Appropriations			Allotments					Obligations				TOTAL
		Authorized Appropriations	Adjustments (Transfer To/From, Modifications/Augmentations)	Adjusted Appropriations	Allotments Received	Adjustments (Reductions, Modifications/Augmentations)	Transfer To	Transfer From	Adjusted Allotments	1st Quarter Ending March 31	2nd Quarter Ending June 30	3rd Quarter Ending Sept. 30	4th Quarter Ending Dec. 31	
1	2	3	4	5=(3+4)	6	7	8	9	10=[(6+(-)7)-8+9]	11	12	13	14	15=(11+12+13+14)
SUMMARY		25,516,820,000.00	145,550,000.00	25,662,370,000.00	21,324,645,000.00	145,550,000.00	0.00	0.00	21,470,195,000.00	3,252,750,125.28	0.00	0.00	0.00	3,252,750,125.28
A. AGENCY SPECIFIC BUDGET		24,263,577,000.00	145,550,000.00	24,409,127,000.00	20,071,402,000.00	145,550,000.00	0.00	0.00	20,216,952,000.00	3,036,728,688.08	0.00	0.00	0.00	3,036,728,688.08
Personnel Services		14,432,997,000.00	0.00	14,432,997,000.00	13,978,657,000.00	0.00	0.00	0.00	13,978,657,000.00	2,379,692,989.49	0.00	0.00	0.00	2,379,692,989.49
Salaries and Wages	5010100000	10,697,150,000.00	(59,005,672.46)	10,638,144,327.54	10,697,150,000.00	(59,005,672.46)	0.00	0.00	10,638,144,327.54	2,008,178,102.02	0.00	0.00	0.00	2,008,178,102.02
Salaries and Wages - Regular	5010101000	10,443,684,000.00	(69,268,975.33)	10,374,415,024.67	10,443,684,000.00	(69,268,975.33)	0.00	0.00	10,374,415,024.67	1,915,138,814.02	0.00	0.00	0.00	1,915,138,814.02
Basic Salary - Civilian	5010101001	10,443,684,000.00	(69,268,975.33)	10,374,415,024.67	10,443,684,000.00	(69,268,975.33)	0.00	0.00	10,374,415,024.67	1,915,138,814.02	0.00	0.00	0.00	1,915,138,814.02
Salaries and Wages - Casual/Contractual	5010102000	253,466,000.00	10,263,302.87	263,729,302.87	253,466,000.00	10,263,302.87	0.00	0.00	263,729,302.87	93,039,288.00	0.00	0.00	0.00	93,039,288.00
Other Compensation	5010200000	3,008,902,000.00	49,458,107.27	3,058,360,107.27	2,881,912,000.00	49,458,107.27	0.00	0.00	2,931,370,107.27	267,967,622.55	0.00	0.00	0.00	267,967,622.55
Personal Economic Relief Allowance (PERA)	5010201000	315,408,000.00	0.00	315,408,000.00	315,408,000.00	0.00	0.00	0.00	315,408,000.00	82,102,347.42	0.00	0.00	0.00	82,102,347.42
PERA - Civilian	5010201001	315,408,000.00	0.00	315,408,000.00	315,408,000.00	0.00	0.00	0.00	315,408,000.00	82,102,347.42	0.00	0.00	0.00	82,102,347.42
Representation Allowance (RA)	5010202000	10,290,000.00	10,289,924.02	20,579,924.02	10,290,000.00	10,289,924.02	0.00	0.00	20,579,924.02	15,002,540.27	0.00	0.00	0.00	15,002,540.27
Transportation Allowance (TA)	5010203000	8,970,000.00	10,453,259.02	19,423,259.02	8,970,000.00	10,453,259.02	0.00	0.00	19,423,259.02	14,598,400.27	0.00	0.00	0.00	14,598,400.27
Transportation Allowance (TA)	5010203001	8,970,000.00	10,453,259.02	19,423,259.02	8,970,000.00	10,453,259.02	0.00	0.00	19,423,259.02	14,598,400.27	0.00	0.00	0.00	14,598,400.27
Clothing/Uniform Allowance	5010204000	79,704,000.00	0.00	79,704,000.00	79,704,000.00	0.00	0.00	0.00	79,704,000.00	7,008,000.00	0.00	0.00	0.00	7,008,000.00
Clothing/Uniform Allowance - Civilian	5010204001	79,704,000.00	0.00	79,704,000.00	79,704,000.00	0.00	0.00	0.00	79,704,000.00	7,008,000.00	0.00	0.00	0.00	7,008,000.00
Subsistence Allowance (SA)	5010205000	0.00	12,935,542.78	12,935,542.78	0.00	12,935,542.78	0.00	0.00	12,935,542.78	12,935,542.78	0.00	0.00	0.00	12,935,542.78
Subsistence Allowance - Magna Carta for Public Health Workers under R.A. 7305	5010205003	0.00	12,935,542.78	12,935,542.78	0.00	12,935,542.78	0.00	0.00	12,935,542.78	12,935,542.78	0.00	0.00	0.00	12,935,542.78
Laundry Allowance (LA)	5010206000	0.00	2,067,643.31	2,067,643.31	0.00	2,067,643.31	0.00	0.00	2,067,643.31	2,067,643.31	0.00	0.00	0.00	2,067,643.31
Laundry Allowance - Civilian	5010206001	0.00	49,704.99	49,704.99	0.00	49,704.99	0.00	0.00	49,704.99	49,704.99	0.00	0.00	0.00	49,704.99
Laundry Allowance - Magna Carta Benefits for Public Health Workers under R.A. 7305	5010206004	0.00	2,017,938.32	2,017,938.32	0.00	2,017,938.32	0.00	0.00	2,017,938.32	2,017,938.32	0.00	0.00	0.00	2,017,938.32
Honoraria	5010210000	219,724,000.00	2,812,470.75	222,536,470.75	219,724,000.00	2,812,470.75	0.00	0.00	222,536,470.75	21,354,322.03	0.00	0.00	0.00	21,354,322.03
Honoraria - Civilian	5010210001	208,514,000.00	2,194,470.75	210,708,470.75	208,514,000.00	2,194,470.75	0.00	0.00	210,708,470.75	20,736,322.03	0.00	0.00	0.00	20,736,322.03
Honoraria - Magna Carta Benefits for Science and Technology under R.A. 8439	5010210003	11,210,000.00	618,000.00	11,828,000.00	11,210,000.00	618,000.00	0.00	0.00	11,828,000.00	618,000.00	0.00	0.00	0.00	618,000.00
Hazard Pay (HP)	5010211000	501,350,000.00	4,749,977.99	506,099,977.99	374,360,000.00	4,749,977.99	0.00	0.00	379,109,977.99	106,749,537.07	0.00	0.00	0.00	106,749,537.07
Hazard Pay	5010211001	0.00	1,387,288.59	1,387,288.59	0.00	1,387,288.59	0.00	0.00	1,387,288.59	1,387,288.59	0.00	0.00	0.00	1,387,288.59
HP - Magna Carta Benefits for Public Health Workers under R.A. 7305	5010211005	501,350,000.00	3,362,689.40	504,712,689.40	374,360,000.00	3,362,689.40	0.00	0.00	377,722,689.40	105,362,248.48	0.00	0.00	0.00	105,362,248.48
Longevity Pay (LP)	5010212000	0.00	331,196.64	331,196.64	0.00	331,196.64	0.00	0.00	331,196.64	331,196.64	0.00	0.00	0.00	331,196.64
Longevity Pay - Civilian	5010212001	0.00	331,196.64	331,196.64	0.00	331,196.64	0.00	0.00	331,196.64	331,196.64	0.00	0.00	0.00	331,196.64
Overtime and Night Pay	5010213000	0.00	5,818,092.76	5,818,092.76	0.00	5,818,092.76	0.00	0.00	5,818,092.76	5,818,092.76	0.00	0.00	0.00	5,818,092.76
Overtime Pay	5010213001	0.00	2,326,203.44	2,326,203.44	0.00	2,326,203.44	0.00	0.00	2,326,203.44	2,326,203.44	0.00	0.00	0.00	2,326,203.44
Night-shift Differential Pay	5010213002	0.00	3,491,889.32	3,491,889.32	0.00	3,491,889.32	0.00	0.00	3,491,889.32	3,491,889.32	0.00	0.00	0.00	3,491,889.32
Year End Bonus	5010214000	870,308,000.00	0.00	870,308,000.00	870,308,000.00	0.00	0.00	0.00	870,308,000.00	0.00	0.00	0.00	0.00	0.00
Bonus - Civilian	5010214001	870,308,000.00	0.00	870,308,000.00	870,308,000.00	0.00	0.00	0.00	870,308,000.00	0.00	0.00	0.00	0.00	0.00
Cash Gift	5010215000	66,420,000.00	0.00	66,420,000.00	66,420,000.00	0.00	0.00	0.00	66,420,000.00	0.00	0.00	0.00	0.00	0.00
Cash Gift - Civilian	5010215001	66,420,000.00	0.00	66,420,000.00	66,420,000.00	0.00	0.00	0.00	66,420,000.00	0.00	0.00	0.00	0.00	0.00
Mid-Year Bonus - Civilian	5010216000	870,308,000.00	0.00	870,308,000.00	870,308,000.00	0.00	0.00	0.00	870,308,000.00	0.00	0.00	0.00	0.00	0.00
Mid-Year Bonus - Civilian	5010216001	870,308,000.00	0.00	870,308,000.00	870,308,000.00	0.00	0.00	0.00	870,308,000.00	0.00	0.00	0.00	0.00	0.00

SUMMARY OF APPROPRIATIONS, ALLOTMENTS, OBLIGATIONS, DISBURSEMENTS AND BALANCES BY OBJECT OF EXPENDITURES

As at the Quarter Ending March 31, 2023

Department : State Universities and Colleges (SUCs)
 Agency : University of the Philippines System
 Operating Unit : < not applicable >
 Organization Code (UACS) : 08 008 0000000
 Fund Cluster : 01 Regular Agency Fund

X	Current Year Appropriations
	Supplemental Appropriations
	Continuing Appropriations

(e.g. UACS Fund Cluster: 01-Regular Agency Fund, 02-Foreign Assisted Projects Fund, 03-Special Account-Locally Funded/Domestic Grants Fund, and 04-Special Account-Foreign Assisted/Foreign Grants Fund)

Particulars	UACS CODE	Appropriations			Allotments					Obligations				TOTAL
		Authorized Appropriations	Adjustments (Transfer To/From, Modifications/Augmentations)	Adjusted Appropriations	Allotments Received	Adjustments (Reductions, Modifications/Augmentations)	Transfer To	Transfer From	Adjusted Allotments	1st Quarter Ending March 31	2nd Quarter Ending June 30	3rd Quarter Ending Sept. 30	4th Quarter Ending Dec. 31	
1	2	3	4	5=(3+4)	6	7	8	9	10=[(6+(-)7)-8+9]	11	12	13	14	15=(11+12+13+14)
Other Bonuses and Allowances	5010299000	66,420,000.00	0.00	66,420,000.00	66,420,000.00	0.00	0.00	0.00	66,420,000.00	0.00	0.00	0.00	0.00	0.00
Productivity Enhancement Incentive - Civilian	5010299012	66,420,000.00	0.00	66,420,000.00	66,420,000.00	0.00	0.00	0.00	66,420,000.00	0.00	0.00	0.00	0.00	0.00
Personnel Benefit Contributions	5010300000	208,291,000.00	0.00	208,291,000.00	208,291,000.00	0.00	0.00	0.00	208,291,000.00	40,824,109.18	0.00	0.00	0.00	40,824,109.18
Pag-IBIG Contributions	5010302000	15,942,000.00	0.00	15,942,000.00	15,942,000.00	0.00	0.00	0.00	15,942,000.00	3,956,100.00	0.00	0.00	0.00	3,956,100.00
Pag-IBIG - Civilian	5010302001	15,942,000.00	0.00	15,942,000.00	15,942,000.00	0.00	0.00	0.00	15,942,000.00	3,956,100.00	0.00	0.00	0.00	3,956,100.00
PhilHealth Contributions	5010303000	176,407,000.00	0.00	176,407,000.00	176,407,000.00	0.00	0.00	0.00	176,407,000.00	32,893,209.18	0.00	0.00	0.00	32,893,209.18
PhilHealth - Civilian	5010303001	176,407,000.00	0.00	176,407,000.00	176,407,000.00	0.00	0.00	0.00	176,407,000.00	32,893,209.18	0.00	0.00	0.00	32,893,209.18
Employees Compensation Insurance Premiums	5010304000	15,942,000.00	0.00	15,942,000.00	15,942,000.00	0.00	0.00	0.00	15,942,000.00	3,974,800.00	0.00	0.00	0.00	3,974,800.00
ECIP - Civilian	5010304001	15,942,000.00	0.00	15,942,000.00	15,942,000.00	0.00	0.00	0.00	15,942,000.00	3,974,800.00	0.00	0.00	0.00	3,974,800.00
Other Personnel Benefits	5010400000	518,654,000.00	9,547,565.19	528,201,565.19	191,304,000.00	9,547,565.19	0.00	0.00	200,851,565.19	62,723,155.74	0.00	0.00	0.00	62,723,155.74
Terminal Leave Benefits	5010403000	165,195,000.00	865,105.50	166,060,105.50	165,195,000.00	865,105.50	0.00	0.00	166,060,105.50	54,040,696.05	0.00	0.00	0.00	54,040,696.05
Terminal Leave Benefits - Civilian	5010403001	165,195,000.00	865,105.50	166,060,105.50	165,195,000.00	865,105.50	0.00	0.00	166,060,105.50	54,040,696.05	0.00	0.00	0.00	54,040,696.05
Other Personnel Benefits	5010499000	353,459,000.00	8,682,459.69	362,141,459.69	26,109,000.00	8,682,459.69	0.00	0.00	34,791,459.69	8,682,459.69	0.00	0.00	0.00	8,682,459.69
Lump-sum for Filling of Positions - Civilian	5010499007	247,863,000.00	0.00	247,863,000.00	0.00	0.00	0.00	0.00	0.00	0.00	0.00	0.00	0.00	0.00
Lump-sum for Personnel Services	5010499009	79,487,000.00	0.00	79,487,000.00	0.00	0.00	0.00	0.00	0.00	0.00	0.00	0.00	0.00	0.00
Lump-sum for Step Increments - Length of Service	5010499010	26,109,000.00	0.00	26,109,000.00	26,109,000.00	0.00	0.00	0.00	26,109,000.00	0.00	0.00	0.00	0.00	0.00
Loyalty Award - Civilian	5010499015	0.00	1,070,000.00	1,070,000.00	0.00	1,070,000.00	0.00	0.00	1,070,000.00	1,070,000.00	0.00	0.00	0.00	1,070,000.00
Other Personnel Benefits	5010499099	0.00	7,612,459.69	7,612,459.69	0.00	7,612,459.69	0.00	0.00	7,612,459.69	7,612,459.69	0.00	0.00	0.00	7,612,459.69
Maintenance and Other Operating Expenses		8,114,108,000.00	145,550,000.00	8,259,658,000.00	6,067,745,000.00	145,550,000.00	0.00	0.00	6,213,295,000.00	657,035,698.59	0.00	0.00	0.00	657,035,698.59
Traveling Expenses	5020100000	78,107,000.00	251,557.00	78,358,557.00	78,107,000.00	251,557.00	0.00	0.00	78,358,557.00	4,630,380.98	0.00	0.00	0.00	4,630,380.98
Traveling Expenses - Local	5020101000	78,107,000.00	3,969.00	78,110,969.00	78,107,000.00	3,969.00	0.00	0.00	78,110,969.00	4,382,792.98	0.00	0.00	0.00	4,382,792.98
Traveling Expenses - Foreign	5020102000	0.00	247,588.00	247,588.00	0.00	247,588.00	0.00	0.00	247,588.00	247,588.00	0.00	0.00	0.00	247,588.00
Training and Scholarship Expenses	5020200000	850,716,000.00	64,547.00	850,780,547.00	849,716,000.00	64,547.00	0.00	0.00	849,780,547.00	13,734,804.13	0.00	0.00	0.00	13,734,804.13
Training Expenses	5020201000	588,276,000.00	7,328.00	588,283,328.00	587,276,000.00	7,328.00	0.00	0.00	587,283,328.00	5,246,743.68	0.00	0.00	0.00	5,246,743.68
Training Expenses	5020201002	588,276,000.00	7,328.00	588,283,328.00	587,276,000.00	7,328.00	0.00	0.00	587,283,328.00	5,246,743.68	0.00	0.00	0.00	5,246,743.68
Scholarship Grants/Expenses	5020202000	262,440,000.00	57,219.00	262,497,219.00	262,440,000.00	57,219.00	0.00	0.00	262,497,219.00	8,488,060.45	0.00	0.00	0.00	8,488,060.45
Supplies and Materials Expenses	5020300000	2,405,234,000.00	(653,618,764.07)	1,751,615,235.93	2,405,234,000.00	(653,618,764.07)	0.00	0.00	1,751,615,235.93	55,712,926.32	0.00	0.00	0.00	55,712,926.32
Office Supplies Expenses	5020301000	361,295,000.00	(158,041,072.02)	203,253,927.98	361,295,000.00	(158,041,072.02)	0.00	0.00	203,253,927.98	9,143,312.42	0.00	0.00	0.00	9,143,312.42
ICT Office Supplies	5020301001	0.00	668,273.06	668,273.06	0.00	668,273.06	0.00	0.00	668,273.06	668,273.06	0.00	0.00	0.00	668,273.06
Office Supplies Expenses	5020301002	361,295,000.00	(158,709,345.08)	202,585,654.92	361,295,000.00	(158,709,345.08)	0.00	0.00	202,585,654.92	8,475,039.36	0.00	0.00	0.00	8,475,039.36
Accountable Forms Expenses	5020302000	0.00	137,770.00	137,770.00	0.00	137,770.00	0.00	0.00	137,770.00	137,770.00	0.00	0.00	0.00	137,770.00
Animal/Zoological Supplies Expenses	5020304000	0.00	138,044.00	138,044.00	0.00	138,044.00	0.00	0.00	138,044.00	138,044.00	0.00	0.00	0.00	138,044.00
Food Supplies Expenses	5020305000	34,790,000.00	181,046.30	34,971,046.30	34,790,000.00	181,046.30	0.00	0.00	34,971,046.30	1,066,687.85	0.00	0.00	0.00	1,066,687.85
Drugs and Medicines Expenses	5020307000	1,085,976,000.00	(518,269,655.75)	567,706,344.25	1,085,976,000.00	(518,269,655.75)	0.00	0.00	567,706,344.25	344.25	0.00	0.00	0.00	344.25
Medical, Dental and Laboratory Supplies Expenses	5020308000	813,071,000.00	834,170.26	813,905,170.26	813,071,000.00	834,170.26	0.00	0.00	813,905,170.26	834,170.26	0.00	0.00	0.00	834,170.26
Fuel, Oil and Lubricants Expenses	5020309000	0.00	3,384,242.72	3,384,242.72	0.00	3,384,242.72	0.00	0.00	3,384,242.72	3,384,242.72	0.00	0.00	0.00	3,384,242.72
Agricultural and Marine Supplies Expenses	5020310000	0.00	1,838,414.00	1,838,414.00	0.00	1,838,414.00	0.00	0.00	1,838,414.00	1,838,414.00	0.00	0.00	0.00	1,838,414.00

SUMMARY OF APPROPRIATIONS, ALLOTMENTS, OBLIGATIONS, DISBURSEMENTS AND BALANCES BY OBJECT OF EXPENDITURES

As at the Quarter Ending March 31, 2023

Department : State Universities and Colleges (SUCs)
 Agency : University of the Philippines System
 Operating Unit : < not applicable >
 Organization Code (UACS) : 08 008 0000000
 Fund Cluster : 01 Regular Agency Fund

X	Current Year Appropriations
	Supplemental Appropriations
	Continuing Appropriations

(e.g. UACS Fund Cluster: 01-Regular Agency Fund, 02-Foreign Assisted Projects Fund, 03-Special Account-Locally Funded/Domestic Grants Fund, and 04-Special Account-Foreign Assisted/Foreign Grants Fund)

Particulars	UACS CODE	Appropriations			Allotments					Obligations				
		Authorized Appropriations	Adjustments (Transfer To/From, Modifications/ Augmentations)	Adjusted Appropriations	Allotments Received	Adjustments (Reductions, Modifications/ Augmentations)	Transfer To	Transfer From	Adjusted Allotments	1st Quarter Ending March 31	2nd Quarter Ending June 30	3rd Quarter Ending Sept. 30	4th Quarter Ending Dec. 31	TOTAL
1	2	3	4	5=(3+4)	6	7	8	9	10=[(6+(-)7 -8+9]	11	12	13	14	15=(11+12+13+14)
Textbooks and Instructional Materials Expenses	5020311000	0.00	1,630.00	1,630.00	0.00	1,630.00	0.00	0.00	1,630.00	1,630.00	0.00	0.00	0.00	1,630.00
Textbooks and Instructional Materials Expenses	5020311001	0.00	1,630.00	1,630.00	0.00	1,630.00	0.00	0.00	1,630.00	1,630.00	0.00	0.00	0.00	1,630.00
Chemical and Filtering Supplies Expenses	5020313000	0.00	580,325.41	580,325.41	0.00	580,325.41	0.00	0.00	580,325.41	580,325.41	0.00	0.00	0.00	580,325.41
Semi-Expendable Machinery and Equipment	5020321000	0.00	7,687,737.30	7,687,737.30	0.00	7,687,737.30	0.00	0.00	7,687,737.30	7,687,737.30	0.00	0.00	0.00	7,687,737.30
Semi-Expendable Machinery and Equipment Expenses	5020321000	0.00	497,138.00	497,138.00	0.00	497,138.00	0.00	0.00	497,138.00	497,138.00	0.00	0.00	0.00	497,138.00
Office Equipment	5020321002	0.00	335,747.00	335,747.00	0.00	335,747.00	0.00	0.00	335,747.00	335,747.00	0.00	0.00	0.00	335,747.00
Information and Communications Technology Equipment	5020321003	0.00	1,750,319.80	1,750,319.80	0.00	1,750,319.80	0.00	0.00	1,750,319.80	1,750,319.80	0.00	0.00	0.00	1,750,319.80
Agricultural and Forestry Equipment	5020321004	0.00	80,448.00	80,448.00	0.00	80,448.00	0.00	0.00	80,448.00	80,448.00	0.00	0.00	0.00	80,448.00
Communications Equipment	5020321007	0.00	75,510.00	75,510.00	0.00	75,510.00	0.00	0.00	75,510.00	75,510.00	0.00	0.00	0.00	75,510.00
Medical Equipment	5020321010	0.00	648,100.00	648,100.00	0.00	648,100.00	0.00	0.00	648,100.00	648,100.00	0.00	0.00	0.00	648,100.00
Other Machinery and Equipment	5020321099	0.00	4,300,474.50	4,300,474.50	0.00	4,300,474.50	0.00	0.00	4,300,474.50	4,300,474.50	0.00	0.00	0.00	4,300,474.50
Semi-Expendable Furniture, Fixtures and Books	5020322000	0.00	1,095,587.80	1,095,587.80	0.00	1,095,587.80	0.00	0.00	1,095,587.80	1,095,587.80	0.00	0.00	0.00	1,095,587.80
Furniture and Fixtures	5020322001	0.00	1,068,473.80	1,068,473.80	0.00	1,068,473.80	0.00	0.00	1,068,473.80	1,068,473.80	0.00	0.00	0.00	1,068,473.80
Books	5020322002	0.00	27,114.00	27,114.00	0.00	27,114.00	0.00	0.00	27,114.00	27,114.00	0.00	0.00	0.00	27,114.00
Other Supplies and Materials Expenses	5020399000	110,102,000.00	6,812,995.91	116,914,995.91	110,102,000.00	6,812,995.91	0.00	0.00	116,914,995.91	29,804,660.31	0.00	0.00	0.00	29,804,660.31
Utility Expenses	5020400000	922,764,000.00	142,231.43	922,906,231.43	922,764,000.00	142,231.43	0.00	0.00	922,906,231.43	133,562,844.05	0.00	0.00	0.00	133,562,844.05
Water Expenses	5020401000	341,745,000.00	68,314.00	341,813,314.00	341,745,000.00	68,314.00	0.00	0.00	341,813,314.00	44,594,242.59	0.00	0.00	0.00	44,594,242.59
Electricity Expenses	5020402000	581,019,000.00	73,917.43	581,092,917.43	581,019,000.00	73,917.43	0.00	0.00	581,092,917.43	88,968,601.46	0.00	0.00	0.00	88,968,601.46
Communication Expenses	5020500000	172,112,000.00	1,427,680.51	173,539,680.51	172,112,000.00	1,427,680.51	0.00	0.00	173,539,680.51	9,411,714.26	0.00	0.00	0.00	9,411,714.26
Postage and Courier Services	5020501000	0.00	721,808.62	721,808.62	0.00	721,808.62	0.00	0.00	721,808.62	721,808.62	0.00	0.00	0.00	721,808.62
Telephone Expenses	5020502000	35,365,000.00	608,973.89	35,973,973.89	35,365,000.00	608,973.89	0.00	0.00	35,973,973.89	3,158,557.67	0.00	0.00	0.00	3,158,557.67
Mobile	5020502001	327,000.00	608,973.89	935,973.89	327,000.00	608,973.89	0.00	0.00	935,973.89	608,973.89	0.00	0.00	0.00	608,973.89
Landline	5020502002	35,038,000.00	0.00	35,038,000.00	35,038,000.00	0.00	0.00	35,038,000.00	2,549,583.78	0.00	0.00	0.00	0.00	2,549,583.78
Internet Subscription Expenses	5020503000	136,747,000.00	92,848.00	136,839,848.00	136,747,000.00	92,848.00	0.00	0.00	136,839,848.00	5,527,297.97	0.00	0.00	0.00	5,527,297.97
Cable, Satellite, Telegraph and Radio Expenses	5020504000	0.00	4,050.00	4,050.00	0.00	4,050.00	0.00	0.00	4,050.00	4,050.00	0.00	0.00	0.00	4,050.00
Awards/Rewards and Prizes	5020600000	103,000,000.00	162,176.48	103,162,176.48	103,000,000.00	162,176.48	0.00	0.00	103,162,176.48	162,176.48	0.00	0.00	0.00	162,176.48
Awards/Rewards Expenses	5020601000	103,000,000.00	152,176.48	103,152,176.48	103,000,000.00	152,176.48	0.00	0.00	103,152,176.48	152,176.48	0.00	0.00	0.00	152,176.48
Awards/Rewards Expenses	5020601001	3,000,000.00	152,176.48	3,152,176.48	3,000,000.00	152,176.48	0.00	0.00	3,152,176.48	152,176.48	0.00	0.00	0.00	152,176.48
Rewards and Incentives	5020601002	100,000,000.00	0.00	100,000,000.00	100,000,000.00	0.00	0.00	100,000,000.00	0.00	0.00	0.00	0.00	0.00	0.00
Prizes	5020602000	0.00	10,000.00	10,000.00	0.00	10,000.00	0.00	0.00	10,000.00	10,000.00	0.00	0.00	0.00	10,000.00
Survey, Research, Exploration and Development	5020700000	32,459,000.00	4,668,668.35	37,127,668.35	28,459,000.00	4,668,668.35	0.00	0.00	33,127,668.35	4,668,668.35	0.00	0.00	0.00	4,668,668.35
Research, Exploration and Development Expenses	5020702000	32,459,000.00	4,668,668.35	37,127,668.35	28,459,000.00	4,668,668.35	0.00	0.00	33,127,668.35	4,668,668.35	0.00	0.00	0.00	4,668,668.35
Research, Exploration and Development Expenses	5020702002	32,459,000.00	4,668,668.35	37,127,668.35	28,459,000.00	4,668,668.35	0.00	0.00	33,127,668.35	4,668,668.35	0.00	0.00	0.00	4,668,668.35
Confidential, Intelligence and Extraordinary	5021000000	3,022,000.00	21,275.00	3,043,275.00	3,022,000.00	21,275.00	0.00	0.00	3,043,275.00	183,336.70	0.00	0.00	0.00	183,336.70
Extraordinary and Miscellaneous Expenses	5021003000	3,022,000.00	21,275.00	3,043,275.00	3,022,000.00	21,275.00	0.00	0.00	3,043,275.00	183,336.70	0.00	0.00	0.00	183,336.70
Professional Services	5021100000	0.00	2,864,425.28	2,864,425.28	0.00	2,864,425.28	0.00	0.00	2,864,425.28	2,864,425.28	0.00	0.00	0.00	2,864,425.28
Legal Services	5021101000	0.00	4,720.00	4,720.00	0.00	4,720.00	0.00	0.00	4,720.00	4,720.00	0.00	0.00	0.00	4,720.00

SUMMARY OF APPROPRIATIONS, ALLOTMENTS, OBLIGATIONS, DISBURSEMENTS AND BALANCES BY OBJECT OF EXPENDITURES

As at the Quarter Ending March 31, 2023

Department : State Universities and Colleges (SUCs)
 Agency : University of the Philippines System
 Operating Unit : < not applicable >
 Organization Code (UACS) : 08 008 0000000
 Fund Cluster : 01 Regular Agency Fund

X	Current Year Appropriations
	Supplemental Appropriations
	Continuing Appropriations

(e.g. UACS Fund Cluster: 01-Regular Agency Fund, 02-Foreign Assisted Projects Fund, 03-Special Account-Locally Funded/Domestic Grants Fund, and 04-Special Account-Foreign Assisted/Foreign Grants Fund)

Particulars	UACS CODE	Appropriations			Allotments						Obligations				TOTAL
		Authorized Appropriations	Adjustments (Transfer To/From, Modifications/ Augmentations)	Adjusted Appropriations	Allotments Received	Adjustments (Reductions, Modifications/ Augmentations)	Transfer To	Transfer From	Adjusted Allotments	1st Quarter Ending March 31	2nd Quarter Ending June 30	3rd Quarter Ending Sept. 30	4th Quarter Ending Dec. 31		
1	2	3	4	5=(3+4)	6	7	8	9	10=[(6+(-)7)-8+9]	11	12	13	14	15=(11+12+13+14)	
Auditing Services	5021102000	0.00	39,769.97	39,769.97	0.00	39,769.97	0.00	0.00	39,769.97	39,769.97	0.00	0.00	0.00	39,769.97	
Consultancy Services	5021103000	0.00	188,160.00	188,160.00	0.00	188,160.00	0.00	0.00	188,160.00	188,160.00	0.00	0.00	0.00	188,160.00	
Consultancy Services	5021103002	0.00	188,160.00	188,160.00	0.00	188,160.00	0.00	0.00	188,160.00	188,160.00	0.00	0.00	0.00	188,160.00	
Other Professional Services	5021199000	0.00	2,631,775.31	2,631,775.31	0.00	2,631,775.31	0.00	0.00	2,631,775.31	2,631,775.31	0.00	0.00	0.00	2,631,775.31	
General Services	5021200000	415,353,000.00	78,956,467.79	494,309,467.79	415,353,000.00	78,956,467.79	0.00	0.00	494,309,467.79	139,364,972.86	0.00	0.00	0.00	139,364,972.86	
Environment/Sanitary Services	5021201000	0.00	2,975,951.00	2,975,951.00	0.00	2,975,951.00	0.00	0.00	2,975,951.00	2,975,951.00	0.00	0.00	0.00	2,975,951.00	
Janitorial Services	5021202000	205,133,000.00	0.00	205,133,000.00	205,133,000.00	0.00	0.00	205,133,000.00	28,852,568.78	0.00	0.00	0.00	0.00	28,852,568.78	
Security Services	5021203000	210,220,000.00	450,003.07	210,670,003.07	210,220,000.00	450,003.07	0.00	0.00	210,670,003.07	32,005,939.36	0.00	0.00	0.00	32,005,939.36	
Other General Services	5021299000	0.00	75,530,513.72	75,530,513.72	0.00	75,530,513.72	0.00	0.00	75,530,513.72	75,530,513.72	0.00	0.00	0.00	75,530,513.72	
Other General Services	5021299099	0.00	75,530,513.72	75,530,513.72	0.00	75,530,513.72	0.00	0.00	75,530,513.72	75,530,513.72	0.00	0.00	0.00	75,530,513.72	
Repairs and Maintenance	5021300000	233,923,000.00	13,448,380.61	247,371,380.61	233,923,000.00	13,448,380.61	0.00	0.00	247,371,380.61	19,894,593.79	0.00	0.00	0.00	19,894,593.79	
Repairs and Maintenance - Infrastructure Assets	5021303000	0.00	9,415.50	9,415.50	0.00	9,415.50	0.00	0.00	9,415.50	9,415.50	0.00	0.00	0.00	9,415.50	
Water Supply Systems	5021303004	0.00	9,415.50	9,415.50	0.00	9,415.50	0.00	0.00	9,415.50	9,415.50	0.00	0.00	0.00	9,415.50	
Repairs and Maintenance - Buildings and Other	5021304000	168,738,000.00	4,386,276.92	173,124,276.92	168,738,000.00	4,386,276.92	0.00	0.00	173,124,276.92	4,497,162.92	0.00	0.00	0.00	4,497,162.92	
Buildings	5021304001	39,669,000.00	201,481.12	39,870,481.12	39,669,000.00	201,481.12	0.00	0.00	39,870,481.12	228,426.12	0.00	0.00	0.00	228,426.12	
School Buildings	5021304002	129,069,000.00	10,745.00	129,079,745.00	129,069,000.00	10,745.00	0.00	0.00	129,079,745.00	94,686.00	0.00	0.00	0.00	94,686.00	
Hospitals and Health Centers	5021304003	0.00	3,964,531.15	3,964,531.15	0.00	3,964,531.15	0.00	0.00	3,964,531.15	3,964,531.15	0.00	0.00	0.00	3,964,531.15	
Other Structures	5021304099	0.00	209,519.65	209,519.65	0.00	209,519.65	0.00	0.00	209,519.65	209,519.65	0.00	0.00	0.00	209,519.65	
Repairs and Maintenance - Machinery and	5021305000	59,005,000.00	8,201,520.50	67,206,520.50	59,005,000.00	8,201,520.50	0.00	0.00	67,206,520.50	13,870,317.99	0.00	0.00	0.00	13,870,317.99	
Machinery	5021305001	0.00	7,997.50	7,997.50	0.00	7,997.50	0.00	0.00	7,997.50	7,997.50	0.00	0.00	0.00	7,997.50	
Office Equipment	5021305002	19,858,000.00	462,836.00	20,320,836.00	19,858,000.00	462,836.00	0.00	0.00	20,320,836.00	486,836.00	0.00	0.00	0.00	486,836.00	
Information and Communication Technology Equipment	5021305003	0.00	234,372.00	234,372.00	0.00	234,372.00	0.00	0.00	234,372.00	234,372.00	0.00	0.00	0.00	234,372.00	
Communication Equipment	5021305007	0.00	389,560.00	389,560.00	0.00	389,560.00	0.00	0.00	389,560.00	389,560.00	0.00	0.00	0.00	389,560.00	
Medical Equipment	5021305011	0.00	6,793,536.00	6,793,536.00	0.00	6,793,536.00	0.00	0.00	6,793,536.00	6,793,536.00	0.00	0.00	0.00	6,793,536.00	
Technical and Scientific Equipment	5021305014	0.00	6,000.00	6,000.00	0.00	6,000.00	0.00	0.00	6,000.00	6,000.00	0.00	0.00	0.00	6,000.00	
Other Machinery and Equipment	5021305099	39,147,000.00	307,219.00	39,454,219.00	39,147,000.00	307,219.00	0.00	0.00	39,454,219.00	5,952,016.49	0.00	0.00	0.00	5,952,016.49	
Repairs and Maintenance - Transportation	5021306000	6,180,000.00	496,432.69	6,676,432.69	6,180,000.00	496,432.69	0.00	0.00	6,676,432.69	1,162,962.38	0.00	0.00	0.00	1,162,962.38	
Motor Vehicles	5021306001	6,180,000.00	425,172.69	6,605,172.69	6,180,000.00	425,172.69	0.00	0.00	6,605,172.69	1,091,702.38	0.00	0.00	0.00	1,091,702.38	
Other Transportation Equipment	5021306099	0.00	71,260.00	71,260.00	0.00	71,260.00	0.00	0.00	71,260.00	71,260.00	0.00	0.00	0.00	71,260.00	
Repairs and Maintenance - Furniture and Fixtures	5021307000	0.00	354,735.00	354,735.00	0.00	354,735.00	0.00	0.00	354,735.00	354,735.00	0.00	0.00	0.00	354,735.00	
Financial Assistance/Subsidy	5021400000	1,855,135,000.00	145,550,000.00	2,000,685,000.00	1,253,000.00	145,550,000.00	0.00	0.00	146,803,000.00	0.00	0.00	0.00	0.00	0.00	
Subsidy to NGAs	5021401000	0.00	145,550,000.00	145,550,000.00	0.00	145,550,000.00	0.00	0.00	145,550,000.00	0.00	0.00	0.00	0.00	0.00	
Subsidies - Others	5021499000	1,855,135,000.00	0.00	1,855,135,000.00	1,253,000.00	0.00	0.00	0.00	1,253,000.00	0.00	0.00	0.00	0.00	0.00	
Taxes, Insurance Premiums and Other Fees	5021500000	32,328,000.00	25,971,706.57	58,299,706.57	32,328,000.00	25,971,706.57	0.00	0.00	58,299,706.57	26,752,595.25	0.00	0.00	0.00	26,752,595.25	
Taxes, Duties and Licenses	5021501000	32,328,000.00	0.00	32,328,000.00	32,328,000.00	0.00	0.00	0.00	32,328,000.00	780,888.68	0.00	0.00	0.00	780,888.68	
Taxes, Duties and Licenses	5021501001	32,328,000.00	0.00	32,328,000.00	32,328,000.00	0.00	0.00	0.00	32,328,000.00	780,888.68	0.00	0.00	0.00	780,888.68	
Fidelity Bond Premiums	5021502000	0.00	571,240.50	571,240.50	0.00	571,240.50	0.00	0.00	571,240.50	571,240.50	0.00	0.00	0.00	571,240.50	

SUMMARY OF APPROPRIATIONS, ALLOTMENTS, OBLIGATIONS, DISBURSEMENTS AND BALANCES BY OBJECT OF EXPENDITURES

As at the Quarter Ending March 31, 2023

Department : State Universities and Colleges (SUCs)
 Agency : University of the Philippines System
 Operating Unit : < not applicable >
 Organization Code (UACS) : 08 008 0000000
 Fund Cluster : 01 Regular Agency Fund

X	Current Year Appropriations
	Supplemental Appropriations
	Continuing Appropriations

(e.g. UACS Fund Cluster: 01-Regular Agency Fund, 02-Foreign Assisted Projects Fund, 03-Special Account-Locally Funded/Domestic Grants Fund, and 04-Special Account-Foreign Assisted/Foreign Grants Fund)

Particulars	UACS CODE	Appropriations			Allotments					Obligations				
		Authorized Appropriations	Adjustments (Transfer To/From, Modifications/Augmentations)	Adjusted Appropriations	Allotments Received	Adjustments (Reductions, Modifications/Augmentations)	Transfer To	Transfer From	Adjusted Allotments	1st Quarter Ending March 31	2nd Quarter Ending June 30	3rd Quarter Ending Sept. 30	4th Quarter Ending Dec. 31	TOTAL
1	2	3	4	5=(3+4)	6	7	8	9	10=[(6+(-)7)-8+9]	11	12	13	14	15=(11+12+13+14)
Insurance Expenses	5021503000	0.00	25,400,466.07	25,400,466.07	0.00	25,400,466.07	0.00	0.00	25,400,466.07	25,400,466.07	0.00	0.00	0.00	25,400,466.07
Other Maintenance and Operating Expenses	5029900000	1,009,955,000.00	525,639,648.05	1,535,594,648.05	822,474,000.00	525,639,648.05	0.00	0.00	1,348,113,648.05	246,092,260.14	0.00	0.00	0.00	246,092,260.14
Advertising Expenses	5029901000	568,000.00	0.00	568,000.00	568,000.00	0.00	0.00	0.00	568,000.00	6,622.00	0.00	0.00	0.00	6,622.00
Printing and Publication Expenses	5029902000	13,497,000.00	100,324.00	13,597,324.00	11,497,000.00	100,324.00	0.00	0.00	11,597,324.00	1,848,328.00	0.00	0.00	0.00	1,848,328.00
Representation Expenses	5029903000	5,488,000.00	867,692.09	6,355,692.09	5,488,000.00	867,692.09	0.00	0.00	6,355,692.09	5,812,168.33	0.00	0.00	0.00	5,812,168.33
Transportation and Delivery Expenses	5029904000	2,207,000.00	0.00	2,207,000.00	2,207,000.00	0.00	0.00	0.00	2,207,000.00	212,729.25	0.00	0.00	0.00	212,729.25
Rent/Lease Expenses	5029905000	42,768,000.00	22,017,190.89	64,785,190.89	42,768,000.00	22,017,190.89	0.00	0.00	64,785,190.89	22,266,627.81	0.00	0.00	0.00	22,266,627.81
Rents - Building and Structures	5029905001	0.00	122,780.00	122,780.00	0.00	122,780.00	0.00	0.00	122,780.00	122,780.00	0.00	0.00	0.00	122,780.00
Rents - Motor Vehicles	5029905003	6,000,000.00	258,126.00	6,258,126.00	6,000,000.00	258,126.00	0.00	0.00	6,258,126.00	258,126.00	0.00	0.00	0.00	258,126.00
Rents - Equipment	5029905004	2,118,000.00	20,856,024.29	22,974,024.29	2,118,000.00	20,856,024.29	0.00	0.00	22,974,024.29	21,105,461.21	0.00	0.00	0.00	21,105,461.21
Rents - Living Quarters	5029905005	34,650,000.00	778,910.60	35,428,910.60	34,650,000.00	778,910.60	0.00	0.00	35,428,910.60	778,910.60	0.00	0.00	0.00	778,910.60
Rents - ICT Machinery and Equipment	5029905008	0.00	1,350.00	1,350.00	0.00	1,350.00	0.00	0.00	1,350.00	1,350.00	0.00	0.00	0.00	1,350.00
Membership Dues and Contributions to	5029906000	4,639,000.00	98,726.40	4,737,726.40	4,639,000.00	98,726.40	0.00	0.00	4,737,726.40	1,970,544.40	0.00	0.00	0.00	1,970,544.40
Subscription Expenses	5029907000	9,903,000.00	45,773,080.98	55,676,080.98	9,903,000.00	45,773,080.98	0.00	0.00	55,676,080.98	45,826,117.39	0.00	0.00	0.00	45,826,117.39
ICT Software Subscription	5029907001	0.00	23,583,358.00	23,583,358.00	0.00	23,583,358.00	0.00	0.00	23,583,358.00	23,583,358.00	0.00	0.00	0.00	23,583,358.00
Data Center Service	5029907002	0.00	25,200.00	25,200.00	0.00	25,200.00	0.00	0.00	25,200.00	25,200.00	0.00	0.00	0.00	25,200.00
Cloud Computing Service	5029907003	0.00	22,144,663.98	22,144,663.98	0.00	22,144,663.98	0.00	0.00	22,144,663.98	22,144,663.98	0.00	0.00	0.00	22,144,663.98
Library and Other Reading Materials Subscription Expenses	5029907004	0.00	19,859.00	19,859.00	0.00	19,859.00	0.00	0.00	19,859.00	19,859.00	0.00	0.00	0.00	19,859.00
Other Subscription Expenses	5029907099	9,903,000.00	0.00	9,903,000.00	9,903,000.00	0.00	0.00	0.00	9,903,000.00	53,036.41	0.00	0.00	0.00	53,036.41
Donations	5029908000	21,457,000.00	0.00	21,457,000.00	21,457,000.00	0.00	0.00	0.00	21,457,000.00	0.00	0.00	0.00	0.00	0.00
Bank Transaction Fee	5029922000	0.00	33,200.00	33,200.00	0.00	33,200.00	0.00	0.00	33,200.00	33,200.00	0.00	0.00	0.00	33,200.00
Other Maintenance and Operating Expenses	5029999000	909,428,000.00	456,749,433.69	1,366,177,433.69	723,947,000.00	456,749,433.69	0.00	0.00	1,180,696,433.69	168,115,922.96	0.00	0.00	0.00	168,115,922.96
Other Maintenance and Operating Expenses	5029999099	909,428,000.00	456,749,433.69	1,366,177,433.69	723,947,000.00	456,749,433.69	0.00	0.00	1,180,696,433.69	168,115,922.96	0.00	0.00	0.00	168,115,922.96
Capital Outlays		1,716,472,000.00	0.00	1,716,472,000.00	25,000,000.00	0.00	0.00	0.00	25,000,000.00	0.00	0.00	0.00	0.00	0.00
Property, Plant and Equipment Outlay	5060400000	1,716,472,000.00	0.00	1,716,472,000.00	25,000,000.00	0.00	0.00	0.00	25,000,000.00	0.00	0.00	0.00	0.00	0.00
Buildings and Other Structures	5060404000	1,668,925,000.00	0.00	1,668,925,000.00	15,640,000.00	0.00	0.00	0.00	15,640,000.00	0.00	0.00	0.00	0.00	0.00
Buildings	5060404001	1,269,321,000.00	0.00	1,269,321,000.00	15,640,000.00	0.00	0.00	0.00	15,640,000.00	0.00	0.00	0.00	0.00	0.00
School Buildings	5060404002	154,000,000.00	0.00	154,000,000.00	0.00	0.00	0.00	0.00	0.00	0.00	0.00	0.00	0.00	0.00
Hostels and Dormitories	5060404006	213,736,000.00	0.00	213,736,000.00	0.00	0.00	0.00	0.00	0.00	0.00	0.00	0.00	0.00	0.00
Other Structures	5060404099	31,868,000.00	0.00	31,868,000.00	0.00	0.00	0.00	0.00	0.00	0.00	0.00	0.00	0.00	0.00
Machinery and Equipment Outlay	5060405000	45,547,000.00	0.00	45,547,000.00	9,360,000.00	0.00	0.00	0.00	9,360,000.00	0.00	0.00	0.00	0.00	0.00
Medical Equipment	5060405011	3,000,000.00	0.00	3,000,000.00	0.00	0.00	0.00	0.00	0.00	0.00	0.00	0.00	0.00	0.00
Sports Equipment	5060405013	3,187,000.00	0.00	3,187,000.00	0.00	0.00	0.00	0.00	0.00	0.00	0.00	0.00	0.00	0.00
Other Machinery and Equipment	5060405099	39,360,000.00	0.00	39,360,000.00	9,360,000.00	0.00	0.00	0.00	9,360,000.00	0.00	0.00	0.00	0.00	0.00
Furniture, Fixtures and Books Outlay	5060407000	2,000,000.00	0.00	2,000,000.00	0.00	0.00	0.00	0.00	0.00	0.00	0.00	0.00	0.00	0.00
Furniture and Fixtures	5060407001	2,000,000.00	0.00	2,000,000.00	0.00	0.00	0.00	0.00	0.00	0.00	0.00	0.00	0.00	0.00
B. AUTOMATIC APPROPRIATIONS		1,253,243,000.00	0.00	1,253,243,000.00	1,253,243,000.00	0.00	0.00	0.00	1,253,243,000.00	216,021,437.20	0.00	0.00	0.00	216,021,437.20


SUMMARY OF APPROPRIATIONS, ALLOTMENTS, OBLIGATIONS, DISBURSEMENTS AND BALANCES BY OBJECT OF EXPENDITURES


As at the Quarter Ending March 31, 2023

Department : State Universities and Colleges (SUCs)
 Agency : University of the Philippines System
 Operating Unit : < not applicable >
 Organization Code (UACS) : 08 008 0000000
 Fund Cluster : 01 Regular Agency Fund
 (e.g. UACS Fund Cluster: 01-Regular Agency Fund, 02-Foreign Assisted Projects Fund, 03-Special Account-Locally Funded/Domestic Grants Fund, and 04-Special Account-Foreign Assisted/Foreign Grants Fund)

X	Current Year Appropriations
	Supplemental Appropriations
	Continuing Appropriations

Particulars	UACS CODE	Appropriations			Allotments					Obligations				TOTAL
		Authorized Appropriations	Adjustments (Transfer To/From, Modifications/ Augmentations)	Adjusted Appropriations	Allotments Received	Adjustments (Reductions, Modifications/ Augmentations)	Transfer To	Transfer From	Adjusted Allotments	1st Quarter Ending March 31	2nd Quarter Ending June 30	3rd Quarter Ending Sept. 30	4th Quarter Ending Dec. 31	
1	2	3	4	5=(3+4)	6	7	8	9	10=[(6+(-)7)-8+9]	11	12	13	14	15=(11+12+13+14)
Retirement and Life Insurance Premiums		1,253,243,000.00	0.00	1,253,243,000.00	1,253,243,000.00	0.00	0.00	0.00	1,253,243,000.00	216,021,437.20	0.00	0.00	0.00	216,021,437.20
GRAND TOTAL		25,516,820,000.00	145,550,000.00	25,662,370,000.00	21,324,645,000.00	145,550,000.00	0.00	0.00	21,470,195,000.00	3,252,750,125.28	0.00	0.00	0.00	3,252,750,125.28

Certified Correct:

 ARSENIO R. PAGADOR JR.
 BUDGET OFFICER V

Certified Correct:

 SUSAN C. SANCHEZ
 DIRECTOR II/CHIEF ACCOUNTANT

Recommending Approval:

 NOREEN P. ESCULTURA
 DIRECTOR IV

Approved By:

 IRYM Y. BALMORES
 VICE-PRESIDENT FOR PLANNING AND FINANCE

SUMN

Department : State Universities and Col
 Agency : University of the Philippin
 Operating Unit : < not applicable >
 Organization Code (UACS) : 08 008 0000000
 Fund Cluster : 01 Regular Agency Fund
 (e.g. UACS Fund Cluster:)

Particulars	UACS CODE	Disbursements					Balances				
		1st Quarter Ending March 31	2nd Quarter Ending June 30	3rd Quarter Ending Sept. 30	4th Quarter Ending Dec. 31	TOTAL	Unreleased Appropriations	Unobligated Allotments	Unpaid Obligations (15-20)=(23+24)		
		16	17	18	19	20=(16+17+18+19)			21=(5-10)	22=(10-15)	Due and Demandable
1	2	16	17	18	19	20=(16+17+18+19)	21=(5-10)	22=(10-15)	23	24	
SUMMARY		2,763,063,248.81	0.00	0.00	0.00	2,763,063,248.81	4,192,175,000.00	18,217,444,874.72	22,881,127.08	466,805,749.39	
A. AGENCY SPECIFIC BUDGET		2,573,620,384.32	0.00	0.00	0.00	2,573,620,384.32	4,192,175,000.00	17,180,223,311.92	22,762,788.68	440,345,515.08	
Personnel Services		2,210,794,769.84	0.00	0.00	0.00	2,210,794,769.84	454,340,000.00	11,598,964,010.51	5,884,227.30	163,013,992.35	
Salaries and Wages	5010100000	1,957,944,908.78	0.00	0.00	0.00	1,957,944,908.78	0.00	8,629,966,225.52	1,585,643.70	48,647,549.54	
Salaries and Wages - Regular	5010101000	1,881,943,205.86	0.00	0.00	0.00	1,881,943,205.86	0.00	8,459,276,210.65	1,380,865.34	31,814,742.82	
Basic Salary - Civilian	5010101001	1,881,943,205.86	0.00	0.00	0.00	1,881,943,205.86	0.00	8,459,276,210.65	1,380,865.34	31,814,742.82	
Salaries and Wages - Casual/Contractual	5010102000	76,001,702.92	0.00	0.00	0.00	76,001,702.92	0.00	170,690,014.87	204,778.36	16,832,806.72	
Other Compensation	5010200000	176,595,441.45	0.00	0.00	0.00	176,595,441.45	126,990,000.00	2,663,402,484.72	630,130.99	90,742,050.11	
Personal Economic Relief Allowance (PERA)	5010201000	76,982,763.96	0.00	0.00	0.00	76,982,763.96	0.00	233,305,652.58	399,350.24	4,720,233.22	
PERA - Civilian	5010201001	76,982,763.96	0.00	0.00	0.00	76,982,763.96	0.00	233,305,652.58	399,350.24	4,720,233.22	
Representation Allowance (RA)	5010202000	13,585,161.24	0.00	0.00	0.00	13,585,161.24	0.00	5,577,383.75	0.00	1,417,379.03	
Transportation Allowance (TA)	5010203000	13,005,476.01	0.00	0.00	0.00	13,005,476.01	0.00	4,824,858.75	120,000.00	1,472,924.26	
Transportation Allowance (TA)	5010203001	13,005,476.01	0.00	0.00	0.00	13,005,476.01	0.00	4,824,858.75	120,000.00	1,472,924.26	
Clothing/Uniform Allowance	5010204000	900,000.00	0.00	0.00	0.00	900,000.00	0.00	72,696,000.00	0.00	6,108,000.00	
Clothing/Uniform Allowance - Civilian	5010204001	900,000.00	0.00	0.00	0.00	900,000.00	0.00	72,696,000.00	0.00	6,108,000.00	
Subsistence Allowance (SA)	5010205000	6,323,325.00	0.00	0.00	0.00	6,323,325.00	0.00	0.00	0.00	6,612,217.78	
Subsistence Allowance - Magna Carta for Public Health Workers under R.A. 7305	5010205003	6,323,325.00	0.00	0.00	0.00	6,323,325.00	0.00	0.00	0.00	6,612,217.78	
Laundry Allowance (LA)	5010206000	1,396,230.00	0.00	0.00	0.00	1,396,230.00	0.00	0.00	0.00	671,413.31	
Laundry Allowance - Civilian	5010206001	46,779.99	0.00	0.00	0.00	46,779.99	0.00	0.00	0.00	2,925.00	
Laundry Allowance - Magna Carta Benefits for Public Health Workers under R.A. 7305	5010206004	1,349,450.01	0.00	0.00	0.00	1,349,450.01	0.00	0.00	0.00	668,488.31	
Honoraria	5010210000	17,505,131.00	0.00	0.00	0.00	17,505,131.00	0.00	201,182,148.72	109,640.00	3,739,551.03	
Honoraria - Civilian	5010210001	16,887,131.00	0.00	0.00	0.00	16,887,131.00	0.00	189,972,148.72	109,640.00	3,739,551.03	
Honoraria - Magna Carta Benefits for Science and Technology under R.A. 8439	5010210003	618,000.00	0.00	0.00	0.00	618,000.00	0.00	11,210,000.00	0.00	0.00	
Hazard Pay (HP)	5010211000	44,101,516.00	0.00	0.00	0.00	44,101,516.00	126,990,000.00	272,360,440.92	0.00	62,648,021.07	
Hazard Pay	5010211001	1,354,941.57	0.00	0.00	0.00	1,354,941.57	0.00	0.00	0.00	32,347.02	
HP - Magna Carta Benefits for Public Health Workers under R.A. 7305	5010211005	42,746,574.43	0.00	0.00	0.00	42,746,574.43	126,990,000.00	272,360,440.92	0.00	62,615,674.05	
Longevity Pay (LP)	5010212000	312,798.46	0.00	0.00	0.00	312,798.46	0.00	0.00	0.00	18,398.18	
Longevity Pay - Civilian	5010212001	312,798.46	0.00	0.00	0.00	312,798.46	0.00	0.00	0.00	18,398.18	
Overtime and Night Pay	5010213000	2,483,039.78	0.00	0.00	0.00	2,483,039.78	0.00	0.00	1,140.75	3,333,912.23	
Overtime Pay	5010213001	2,197,568.68	0.00	0.00	0.00	2,197,568.68	0.00	0.00	0.00	128,634.76	
Night-shift Differential Pay	5010213002	285,471.10	0.00	0.00	0.00	285,471.10	0.00	0.00	1,140.75	3,205,277.47	
Year End Bonus	5010214000	0.00	0.00	0.00	0.00	0.00	0.00	870,308,000.00	0.00	0.00	
Bonus - Civilian	5010214001	0.00	0.00	0.00	0.00	0.00	0.00	870,308,000.00	0.00	0.00	
Cash Gift	5010215000	0.00	0.00	0.00	0.00	0.00	0.00	66,420,000.00	0.00	0.00	
Cash Gift - Civilian	5010215001	0.00	0.00	0.00	0.00	0.00	0.00	66,420,000.00	0.00	0.00	
Mid-Year Bonus - Civilian	5010216000	0.00	0.00	0.00	0.00	0.00	0.00	870,308,000.00	0.00	0.00	
Mid-Year Bonus - Civilian	5010216001	0.00	0.00	0.00	0.00	0.00	0.00	870,308,000.00	0.00	0.00	

SUMN

Department : State Universities and Col
 Agency : University of the Philippin
 Operating Unit : < not applicable >
 Organization Code (UACS) : 08 008 0000000
 Fund Cluster : 01 Regular Agency Fund
 (e.g. UACS Fund Cluster:)

Particulars	UACS CODE	Disbursements					Balances				
		1st Quarter Ending March 31	2nd Quarter Ending June 30	3rd Quarter Ending Sept. 30	4th Quarter Ending Dec. 31	TOTAL	Unreleased Appropriations	Unobligated Allotments	Unpaid Obligations (15-20)=(23+24)		
		16	17	18	19	20=(16+17+18+19)			21=(5-10)	22=(10-15)	Due and Demandable
1	2	16	17	18	19	20=(16+17+18+19)	21=(5-10)	22=(10-15)	23	24	
Other Bonuses and Allowances	5010299000	0.00	0.00	0.00	0.00	0.00	0.00	0.00	66,420,000.00	0.00	0.00
Productivity Enhancement Incentive - Civilian	5010299012	0.00	0.00	0.00	0.00	0.00	0.00	0.00	66,420,000.00	0.00	0.00
Personnel Benefit Contributions	5010300000	32,317,920.58	0.00	0.00	0.00	32,317,920.58	0.00	167,466,890.82	26,259.88	8,479,928.72	
Pag-IBIG Contributions	5010302000	3,088,800.00	0.00	0.00	0.00	3,088,800.00	0.00	11,985,900.00	0.00	867,300.00	
Pag-IBIG - Civilian	5010302001	3,088,800.00	0.00	0.00	0.00	3,088,800.00	0.00	11,985,900.00	0.00	867,300.00	
PhilHealth Contributions	5010303000	25,819,420.58	0.00	0.00	0.00	25,819,420.58	0.00	143,513,790.82	23,159.88	7,050,628.72	
PhilHealth - Civilian	5010303001	25,819,420.58	0.00	0.00	0.00	25,819,420.58	0.00	143,513,790.82	23,159.88	7,050,628.72	
Employees Compensation Insurance Premiums	5010304000	3,409,700.00	0.00	0.00	0.00	3,409,700.00	0.00	11,967,200.00	3,100.00	562,000.00	
ECIP - Civilian	5010304001	3,409,700.00	0.00	0.00	0.00	3,409,700.00	0.00	11,967,200.00	3,100.00	562,000.00	
Other Personnel Benefits	5010400000	43,936,499.03	0.00	0.00	0.00	43,936,499.03	327,350,000.00	138,128,409.45	3,642,192.73	15,144,463.98	
Terminal Leave Benefits	5010403000	36,326,041.34	0.00	0.00	0.00	36,326,041.34	0.00	112,019,409.45	3,641,054.73	14,073,599.98	
Terminal Leave Benefits - Civilian	5010403001	36,326,041.34	0.00	0.00	0.00	36,326,041.34	0.00	112,019,409.45	3,641,054.73	14,073,599.98	
Other Personnel Benefits	5010499000	7,610,457.69	0.00	0.00	0.00	7,610,457.69	327,350,000.00	26,109,000.00	1,138.00	1,070,864.00	
Lump-sum for Filling of Positions - Civilian	5010499007	0.00	0.00	0.00	0.00	0.00	247,863,000.00	0.00	0.00	0.00	
Lump-sum for Personnel Services	5010499009	0.00	0.00	0.00	0.00	0.00	79,487,000.00	0.00	0.00	0.00	
Lump-sum for Step Increments - Length of Service	5010499010	0.00	0.00	0.00	0.00	0.00	0.00	26,109,000.00	0.00	0.00	
Loyalty Award - Civilian	5010499015	0.00	0.00	0.00	0.00	0.00	0.00	0.00	0.00	1,070,000.00	
Other Personnel Benefits	5010499099	7,610,457.69	0.00	0.00	0.00	7,610,457.69	0.00	0.00	1,138.00	864.00	
Maintenance and Other Operating Expenses		362,825,614.48	0.00	0.00	0.00	362,825,614.48	2,046,363,000.00	5,556,259,301.41	16,878,561.38	277,331,522.73	
Traveling Expenses	5020100000	3,082,578.03	0.00	0.00	0.00	3,082,578.03	0.00	73,728,176.02	273,471.50	1,274,331.45	
Traveling Expenses - Local	5020101000	3,082,578.03	0.00	0.00	0.00	3,082,578.03	0.00	73,728,176.02	273,471.50	1,026,743.45	
Traveling Expenses - Foreign	5020102000	0.00	0.00	0.00	0.00	0.00	0.00	0.00	0.00	247,588.00	
Training and Scholarship Expenses	5020200000	11,414,044.27	0.00	0.00	0.00	11,414,044.27	1,000,000.00	836,045,742.87	996,240.50	1,324,519.36	
Training Expenses	5020201000	3,872,605.94	0.00	0.00	0.00	3,872,605.94	1,000,000.00	582,036,584.32	156,799.00	1,217,338.74	
Training Expenses	5020201002	3,872,605.94	0.00	0.00	0.00	3,872,605.94	1,000,000.00	582,036,584.32	156,799.00	1,217,338.74	
Scholarship Grants/Expenses	5020202000	7,541,438.33	0.00	0.00	0.00	7,541,438.33	0.00	254,009,158.55	839,441.50	107,180.62	
Supplies and Materials Expenses	5020300000	8,151,308.66	0.00	0.00	0.00	8,151,308.66	0.00	1,695,902,309.61	12,294,833.22	35,266,784.44	
Office Supplies Expenses	5020301000	2,872,890.92	0.00	0.00	0.00	2,872,890.92	0.00	194,110,615.56	2,048,654.97	4,221,766.53	
ICT Office Supplies	5020301001	158,340.50	0.00	0.00	0.00	158,340.50	0.00	0.00	58,740.00	451,192.56	
Office Supplies Expenses	5020301002	2,714,550.42	0.00	0.00	0.00	2,714,550.42	0.00	194,110,615.56	1,989,914.97	3,770,573.97	
Accountable Forms Expenses	5020302000	73,770.00	0.00	0.00	0.00	73,770.00	0.00	0.00	0.00	64,000.00	
Animal/Zoological Supplies Expenses	5020304000	52,175.00	0.00	0.00	0.00	52,175.00	0.00	0.00	85,869.00	0.00	
Food Supplies Expenses	5020305000	316,688.15	0.00	0.00	0.00	316,688.15	0.00	33,904,358.45	0.00	749,999.70	
Drugs and Medicines Expenses	5020307000	344.25	0.00	0.00	0.00	344.25	0.00	567,706,000.00	0.00	0.00	
Medical, Dental and Laboratory Supplies Expenses	5020308000	86,930.72	0.00	0.00	0.00	86,930.72	0.00	813,071,000.00	550,124.42	197,115.12	
Fuel, Oil and Lubricants Expenses	5020309000	1,977,243.18	0.00	0.00	0.00	1,977,243.18	0.00	0.00	415,505.12	991,494.42	
Agricultural and Marine Supplies Expenses	5020310000	35,500.00	0.00	0.00	0.00	35,500.00	0.00	0.00	1,802,914.00	0.00	

SUMM

Department : State Universities and Col
 Agency : University of the Philippin
 Operating Unit : < not applicable >
 Organization Code (UACS) : 08 008 0000000
 Fund Cluster : 01 Regular Agency Fund
 (e.g. UACS Fund Cluster:)

Particulars	UACS CODE	Disbursements					Balances				
		1st Quarter Ending March 31	2nd Quarter Ending June 30	3rd Quarter Ending Sept. 30	4th Quarter Ending Dec. 31	TOTAL	Unreleased Appropriations	Unobligated Allotments	Unpaid Obligations (15-20)=(23+24)		
		16	17	18	19	20=(16+17+18+19)			21=(5-10)	22=(10-15)	Due and Demandable
1	2	16	17	18	19	20=(16+17+18+19)	21=(5-10)	22=(10-15)	23	24	
Textbooks and Instructional Materials Expenses	5020311000	0.00	0.00	0.00	0.00	0.00	0.00	0.00	0.00	0.00	1,630.00
Textbooks and Instructional Materials Expenses	5020311001	0.00	0.00	0.00	0.00	0.00	0.00	0.00	0.00	0.00	1,630.00
Chemical and Filtering Supplies Expenses	5020313000	30,980.61	0.00	0.00	0.00	30,980.61	0.00	0.00	549,344.80	0.00	0.00
Semi-Expendable Machinery and Equipment	5020321000	541,677.00	0.00	0.00	0.00	541,677.00	0.00	0.00	1,340,415.50	5,805,644.80	0.00
Semi-Expendable Machinery and Equipment Expenses	5020321000	177,740.00	0.00	0.00	0.00	177,740.00	0.00	0.00	0.00	319,398.00	0.00
Office Equipment	5020321002	0.00	0.00	0.00	0.00	0.00	0.00	0.00	195,249.00	140,498.00	0.00
Information and Communications Technology Equipment	5020321003	188,682.00	0.00	0.00	0.00	188,682.00	0.00	0.00	684,837.00	876,800.80	0.00
Agricultural and Forestry Equipment	5020321004	0.00	0.00	0.00	0.00	0.00	0.00	0.00	80,448.00	0.00	0.00
Communications Equipment	5020321007	0.00	0.00	0.00	0.00	0.00	0.00	0.00	65,610.00	9,900.00	0.00
Medical Equipment	5020321010	29,100.00	0.00	0.00	0.00	29,100.00	0.00	0.00	0.00	619,000.00	0.00
Other Machinery and Equipment	5020321099	146,155.00	0.00	0.00	0.00	146,155.00	0.00	0.00	314,271.50	3,840,048.00	0.00
Semi-Expendable Furniture, Fixtures and Books	5020322000	20,114.00	0.00	0.00	0.00	20,114.00	0.00	0.00	520,069.80	555,404.00	0.00
Furniture and Fixtures	5020322001	20,000.00	0.00	0.00	0.00	20,000.00	0.00	0.00	493,069.80	555,404.00	0.00
Books	5020322002	114.00	0.00	0.00	0.00	114.00	0.00	0.00	27,000.00	0.00	0.00
Other Supplies and Materials Expenses	5020399000	2,142,994.83	0.00	0.00	0.00	2,142,994.83	0.00	87,110,335.60	4,981,935.61	22,679,729.87	0.00
Utility Expenses	5020400000	122,461,383.28	0.00	0.00	0.00	122,461,383.28	0.00	789,343,387.38	136,417.74	10,965,043.03	0.00
Water Expenses	5020401000	42,401,081.72	0.00	0.00	0.00	42,401,081.72	0.00	297,219,071.41	134,417.74	2,058,743.13	0.00
Electricity Expenses	5020402000	80,060,301.56	0.00	0.00	0.00	80,060,301.56	0.00	492,124,315.97	2,000.00	8,906,299.90	0.00
Communication Expenses	5020500000	7,705,348.30	0.00	0.00	0.00	7,705,348.30	0.00	164,127,966.25	279,381.90	1,426,984.06	0.00
Postage and Courier Services	5020501000	63,200.62	0.00	0.00	0.00	63,200.62	0.00	0.00	3,000.00	655,608.00	0.00
Telephone Expenses	5020502000	2,141,808.70	0.00	0.00	0.00	2,141,808.70	0.00	32,815,416.22	263,371.90	753,377.07	0.00
Mobile	5020502001	277,300.56	0.00	0.00	0.00	277,300.56	0.00	327,000.00	251,299.99	80,373.34	0.00
Landline	5020502002	1,864,508.14	0.00	0.00	0.00	1,864,508.14	0.00	32,488,416.22	12,071.91	673,003.73	0.00
Internet Subscription Expenses	5020503000	5,497,638.98	0.00	0.00	0.00	5,497,638.98	0.00	131,312,550.03	11,660.00	17,998.99	0.00
Cable, Satellite, Telegraph and Radio Expenses	5020504000	2,700.00	0.00	0.00	0.00	2,700.00	0.00	0.00	1,350.00	0.00	0.00
Awards/Rewards and Prizes	5020600000	117,152.00	0.00	0.00	0.00	117,152.00	0.00	103,000,000.00	0.00	45,024.48	0.00
Awards/Rewards Expenses	5020601000	107,152.00	0.00	0.00	0.00	107,152.00	0.00	103,000,000.00	0.00	45,024.48	0.00
Awards/Rewards Expenses	5020601001	107,152.00	0.00	0.00	0.00	107,152.00	0.00	3,000,000.00	0.00	45,024.48	0.00
Rewards and Incentives	5020601002	0.00	0.00	0.00	0.00	0.00	0.00	100,000,000.00	0.00	0.00	0.00
Prizes	5020602000	10,000.00	0.00	0.00	0.00	10,000.00	0.00	0.00	0.00	0.00	0.00
Survey, Research, Exploration and Development	5020700000	3,206,663.70	0.00	0.00	0.00	3,206,663.70	4,000,000.00	28,459,000.00	141,284.00	1,320,720.65	0.00
Research, Exploration and Development Expenses	5020702000	3,206,663.70	0.00	0.00	0.00	3,206,663.70	4,000,000.00	28,459,000.00	141,284.00	1,320,720.65	0.00
Research, Exploration and Development Expenses	5020702002	3,206,663.70	0.00	0.00	0.00	3,206,663.70	4,000,000.00	28,459,000.00	141,284.00	1,320,720.65	0.00
Confidential, Intelligence and Extraordinary	5021000000	149,386.70	0.00	0.00	0.00	149,386.70	0.00	2,859,938.30	0.00	33,950.00	0.00
Extraordinary and Miscellaneous Expenses	5021003000	149,386.70	0.00	0.00	0.00	149,386.70	0.00	2,859,938.30	0.00	33,950.00	0.00
Professional Services	5021100000	1,354,483.05	0.00	0.00	0.00	1,354,483.05	0.00	0.00	123,452.49	1,386,489.74	0.00
Legal Services	5021101000	4,220.00	0.00	0.00	0.00	4,220.00	0.00	0.00	0.00	500.00	0.00

SUMM

Department : State Universities and Col
 Agency : University of the Philippines
 Operating Unit : < not applicable >
 Organization Code (UACS) : 08 008 0000000
 Fund Cluster : 01 Regular Agency Fund
 (e.g. UACS Fund Cluster:)

Particulars	UACS CODE	Disbursements					Balances			
		1st Quarter Ending March 31	2nd Quarter Ending June 30	3rd Quarter Ending Sept. 30	4th Quarter Ending Dec. 31	TOTAL	Unreleased Appropriations	Unobligated Allotments	Unpaid Obligations (15-20)=(23+24)	
		16	17	18	19	20=(16+17+18+19)			21=(5-10)	22=(10-15)
1	2	16	17	18	19	20=(16+17+18+19)	21=(5-10)	22=(10-15)	23	24
Auditing Services	5021102000	31,447.87	0.00	0.00	0.00	31,447.87	0.00	0.00	0.00	8,322.10
Consultancy Services	5021103000	188,160.00	0.00	0.00	0.00	188,160.00	0.00	0.00	0.00	0.00
Consultancy Services	5021103002	188,160.00	0.00	0.00	0.00	188,160.00	0.00	0.00	0.00	0.00
Other Professional Services	5021199000	1,130,655.18	0.00	0.00	0.00	1,130,655.18	0.00	0.00	123,452.49	1,377,667.64
General Services	5021200000	114,061,100.57	0.00	0.00	0.00	114,061,100.57	0.00	354,944,494.93	1,736,619.22	23,567,253.07
Environment/Sanitary Services	5021201000	1,436,951.00	0.00	0.00	0.00	1,436,951.00	0.00	0.00	400.00	1,538,600.00
Janitorial Services	5021202000	24,777,344.13	0.00	0.00	0.00	24,777,344.13	0.00	176,280,431.22	0.00	4,075,224.65
Security Services	5021203000	19,395,137.67	0.00	0.00	0.00	19,395,137.67	0.00	178,664,063.71	1,178,167.27	11,432,634.42
Other General Services	5021299000	68,451,667.77	0.00	0.00	0.00	68,451,667.77	0.00	0.00	558,051.95	6,520,794.00
Other General Services	5021299099	68,451,667.77	0.00	0.00	0.00	68,451,667.77	0.00	0.00	558,051.95	6,520,794.00
Repairs and Maintenance	5021300000	7,382,564.32	0.00	0.00	0.00	7,382,564.32	0.00	227,476,786.82	684,257.80	11,827,771.67
Repairs and Maintenance - Infrastructure Assets	5021303000	9,415.50	0.00	0.00	0.00	9,415.50	0.00	0.00	0.00	0.00
Water Supply Systems	5021303004	9,415.50	0.00	0.00	0.00	9,415.50	0.00	0.00	0.00	0.00
Repairs and Maintenance - Buildings and Other	5021304000	2,806,393.56	0.00	0.00	0.00	2,806,393.56	0.00	168,627,114.00	31,970.00	1,658,799.36
Buildings	5021304001	127,337.87	0.00	0.00	0.00	127,337.87	0.00	39,642,055.00	31,970.00	69,118.25
School Buildings	5021304002	34,812.00	0.00	0.00	0.00	34,812.00	0.00	128,985,059.00	0.00	59,874.00
Hospitals and Health Centers	5021304003	2,641,124.04	0.00	0.00	0.00	2,641,124.04	0.00	0.00	0.00	1,323,407.11
Other Structures	5021304099	3,119.65	0.00	0.00	0.00	3,119.65	0.00	0.00	0.00	206,400.00
Repairs and Maintenance - Machinery and	5021305000	4,256,932.43	0.00	0.00	0.00	4,256,932.43	0.00	53,336,202.51	64,005.00	9,549,380.56
Machinery	5021305001	7,997.50	0.00	0.00	0.00	7,997.50	0.00	0.00	0.00	0.00
Office Equipment	5021305002	57,168.00	0.00	0.00	0.00	57,168.00	0.00	19,834,000.00	0.00	429,668.00
Information and Communication Technology Equipment	5021305003	3,300.00	0.00	0.00	0.00	3,300.00	0.00	0.00	19,160.00	211,912.00
Communication Equipment	5021305007	268,780.00	0.00	0.00	0.00	268,780.00	0.00	0.00	0.00	120,780.00
Medical Equipment	5021305011	299,000.00	0.00	0.00	0.00	299,000.00	0.00	0.00	0.00	6,494,536.00
Technical and Scientific Equipment	5021305014	6,000.00	0.00	0.00	0.00	6,000.00	0.00	0.00	0.00	0.00
Other Machinery and Equipment	5021305099	3,614,686.93	0.00	0.00	0.00	3,614,686.93	0.00	33,502,202.51	44,845.00	2,292,484.56
Repairs and Maintenance - Transportation	5021306000	305,637.83	0.00	0.00	0.00	305,637.83	0.00	5,513,470.31	588,282.80	269,041.75
Motor Vehicles	5021306001	284,237.83	0.00	0.00	0.00	284,237.83	0.00	5,513,470.31	588,282.80	219,181.75
Other Transportation Equipment	5021306099	21,400.00	0.00	0.00	0.00	21,400.00	0.00	0.00	0.00	49,860.00
Repairs and Maintenance - Furniture and Fixtures	5021307000	4,185.00	0.00	0.00	0.00	4,185.00	0.00	0.00	0.00	350,550.00
Financial Assistance/Subsidy	5021400000	0.00	0.00	0.00	0.00	0.00	1,853,882,000.00	146,803,000.00	0.00	0.00
Subsidy to NGAs	5021401000	0.00	0.00	0.00	0.00	0.00	0.00	145,550,000.00	0.00	0.00
Subsidies - Others	5021499000	0.00	0.00	0.00	0.00	0.00	1,853,882,000.00	1,253,000.00	0.00	0.00
Taxes, Insurance Premiums and Other Fees	5021500000	23,271,749.44	0.00	0.00	0.00	23,271,749.44	0.00	31,547,111.32	95,109.61	3,385,736.20
Taxes, Duties and Licenses	5021501000	726,507.01	0.00	0.00	0.00	726,507.01	0.00	31,547,111.32	31,961.59	22,420.08
Taxes, Duties and Licenses	5021501001	726,507.01	0.00	0.00	0.00	726,507.01	0.00	31,547,111.32	31,961.59	22,420.08
Fidelity Bond Premiums	5021502000	266,928.00	0.00	0.00	0.00	266,928.00	0.00	0.00	0.00	304,312.50

SUMN

Department : State Universities and Col
 Agency : University of the Philippin
 Operating Unit : < not applicable >
 Organization Code (UACS) : 08 008 0000000
 Fund Cluster : 01 Regular Agency Fund
 (e.g. UACS Fund Cluster:)

Particulars	UACS CODE	Disbursements					Balances				
		1st Quarter Ending March 31	2nd Quarter Ending June 30	3rd Quarter Ending Sept. 30	4th Quarter Ending Dec. 31	TOTAL	Unreleased Appropriations	Unobligated Allotments	Unpaid Obligations (15-20)=(23+24)		
		16	17	18	19	20=(16+17+18+19)			21=(5-10)	22=(10-15)	Due and Demandable
1	2	16	17	18	19	20=(16+17+18+19)	21=(5-10)	22=(10-15)	23	24	
Insurance Expenses	5021503000	22,278,314.43	0.00	0.00	0.00	22,278,314.43	0.00	0.00	63,148.02	3,059,003.62	
Other Maintenance and Operating Expenses	5029900000	60,467,852.16	0.00	0.00	0.00	60,467,852.16	187,481,000.00	1,102,021,387.91	117,493.40	185,506,914.58	
Advertising Expenses	5029901000	6,622.00	0.00	0.00	0.00	6,622.00	0.00	561,378.00	0.00	0.00	
Printing and Publication Expenses	5029902000	302,042.50	0.00	0.00	0.00	302,042.50	2,000,000.00	9,748,996.00	55,104.40	1,491,181.10	
Representation Expenses	5029903000	3,146,510.89	0.00	0.00	0.00	3,146,510.89	0.00	543,523.76	54,189.00	2,611,468.44	
Transportation and Delivery Expenses	5029904000	168,187.75	0.00	0.00	0.00	168,187.75	0.00	1,994,270.75	0.00	44,541.50	
Rent/Lease Expenses	5029905000	21,020,058.32	0.00	0.00	0.00	21,020,058.32	0.00	42,518,563.08	7,200.00	1,239,369.49	
Rents - Building and Structures	5029905001	105,280.00	0.00	0.00	0.00	105,280.00	0.00	0.00	7,200.00	10,300.00	
Rents - Motor Vehicles	5029905003	59,300.00	0.00	0.00	0.00	59,300.00	0.00	6,000,000.00	0.00	198,826.00	
Rents - Equipment	5029905004	20,855,478.32	0.00	0.00	0.00	20,855,478.32	0.00	1,868,563.08	0.00	249,982.89	
Rents - Living Quarters	5029905005	0.00	0.00	0.00	0.00	0.00	0.00	34,650,000.00	0.00	778,910.60	
Rents - ICT Machinery and Equipment	5029905008	0.00	0.00	0.00	0.00	0.00	0.00	0.00	0.00	1,350.00	
Membership Dues and Contributions to	5029906000	1,939,441.40	0.00	0.00	0.00	1,939,441.40	0.00	2,767,182.00	0.00	31,103.00	
Subscription Expenses	5029907000	52,283.87	0.00	0.00	0.00	52,283.87	0.00	9,849,963.59	0.00	45,773,833.52	
ICT Software Subscription	5029907001	0.00	0.00	0.00	0.00	0.00	0.00	0.00	0.00	23,583,358.00	
Data Center Service	5029907002	0.00	0.00	0.00	0.00	0.00	0.00	0.00	0.00	25,200.00	
Cloud Computing Service	5029907003	0.00	0.00	0.00	0.00	0.00	0.00	0.00	0.00	22,144,663.98	
Library and Other Reading Materials Subscription Expenses	5029907004	19,859.00	0.00	0.00	0.00	19,859.00	0.00	0.00	0.00	0.00	
Other Subscription Expenses	5029907099	32,424.87	0.00	0.00	0.00	32,424.87	0.00	9,849,963.59	0.00	20,611.54	
Donations	5029908000	0.00	0.00	0.00	0.00	0.00	0.00	21,457,000.00	0.00	0.00	
Bank Transaction Fee	5029922000	5,200.00	0.00	0.00	0.00	5,200.00	0.00	0.00	0.00	28,000.00	
Other Maintenance and Operating Expenses	5029999000	33,827,505.43	0.00	0.00	0.00	33,827,505.43	185,481,000.00	1,012,580,510.73	1,000.00	134,287,417.53	
Other Maintenance and Operating Expenses	5029999099	33,827,505.43	0.00	0.00	0.00	33,827,505.43	185,481,000.00	1,012,580,510.73	1,000.00	134,287,417.53	
Capital Outlays		0.00	0.00	0.00	0.00	0.00	1,691,472,000.00	25,000,000.00	0.00	0.00	
Property, Plant and Equipment Outlay	5060400000	0.00	0.00	0.00	0.00	0.00	1,691,472,000.00	25,000,000.00	0.00	0.00	
Buildings and Other Structures	5060404000	0.00	0.00	0.00	0.00	0.00	1,653,285,000.00	15,640,000.00	0.00	0.00	
Buildings	5060404001	0.00	0.00	0.00	0.00	0.00	1,253,681,000.00	15,640,000.00	0.00	0.00	
School Buildings	5060404002	0.00	0.00	0.00	0.00	0.00	154,000,000.00	0.00	0.00	0.00	
Hostels and Dormitories	5060404006	0.00	0.00	0.00	0.00	0.00	213,736,000.00	0.00	0.00	0.00	
Other Structures	5060404099	0.00	0.00	0.00	0.00	0.00	31,868,000.00	0.00	0.00	0.00	
Machinery and Equipment Outlay	5060405000	0.00	0.00	0.00	0.00	0.00	36,187,000.00	9,360,000.00	0.00	0.00	
Medical Equipment	5060405011	0.00	0.00	0.00	0.00	0.00	3,000,000.00	0.00	0.00	0.00	
Sports Equipment	5060405013	0.00	0.00	0.00	0.00	0.00	3,187,000.00	0.00	0.00	0.00	
Other Machinery and Equipment	5060405099	0.00	0.00	0.00	0.00	0.00	30,000,000.00	9,360,000.00	0.00	0.00	
Furniture, Fixtures and Books Outlay	5060407000	0.00	0.00	0.00	0.00	0.00	2,000,000.00	0.00	0.00	0.00	
Furniture and Fixtures	5060407001	0.00	0.00	0.00	0.00	0.00	2,000,000.00	0.00	0.00	0.00	
B. AUTOMATIC APPROPRIATIONS		189,442,864.49	0.00	0.00	0.00	189,442,864.49	0.00	1,037,221,562.80	118,338.40	26,460,234.31	

SUMM

Department : State Universities and Col
 Agency : University of the Philippin
 Operating Unit : < not applicable >
 Organization Code (UACS) : 08 008 0000000
 Fund Cluster : 01 Regular Agency Fund
 (e.g. UACS Fund Cluster:)

Particulars	UACS CODE	Disbursements					Balances				
		1st Quarter Ending March 31	2nd Quarter Ending June 30	3rd Quarter Ending Sept. 30	4th Quarter Ending Dec. 31	TOTAL	Unreleased Appropriations	Unobligated Allotments	Unpaid Obligations (15-20)=(23+24)		
		16	17	18	19	20=(16+17+18+19)			21=(5-10)	22=(10-15)	Due and Demandable
1	2	16	17	18	19	20=(16+17+18+19)	21=(5-10)	22=(10-15)	23	24	
Retirement and Life Insurance Premiums		189,442,864.49	0.00	0.00	0.00	189,442,864.49	0.00	1,037,221,562.80	118,338.40	26,460,234.31	
GRAND TOTAL		2,763,063,248.81	0.00	0.00	0.00	2,763,063,248.81	4,192,175,000.00	18,217,444,874.72	22,881,127.08	466,805,749.39	

SUMMARY OF APPROPRIATIONS, ALLOTMENTS, OBLIGATIONS, DISBURSEMENTS AND BALANCES BY OBJECT OF EXPENDITURES

As at the Quarter Ending March 31, 2023

Department: State Universities and Colleges (SUCs)
 Agency/Entity: University of the Philippines System
 Operating Unit: < not applicable >
 Organization Code (UACS) : 08 008 0000000
 Fund Cluster: 01 Regular Agency Fund

	Current Year Appropriations
	Supplemental Appropriations
X	Continuing Appropriations

(e.g. UACS Fund Cluster: 01-Regular Agency Fund, 02-Foreign Assisted Projects Fund, 03-Special Account-Locally Funded/Domestic Grants Fund, and 04-Special Account-Foreign Assisted/Foreign Grants Fund)

Particulars	UACS CODE	Appropriations			Allotments					Obligations				TOTAL
		Authorized Appropriations	Adjustments (Transfer To/From, Modifications/ Augmentations)	Adjusted Appropriations	Allotments Received	Adjustments (Reductions, Modifications/ Augmentations)	Transfer To	Transfer From	Adjusted Allotments	1st Quarter Ending March 31	2nd Quarter Ending June 30	3rd Quarter Ending Sept. 30	4th Quarter Ending Dec. 31	
1	2	3	4	5=(3+4)	6	7	8	9	10=[(6+(-)7)-8+9]	11	12	13	14	15=(11+12+13+14)
SUMMARY		5,195,466,692.20	0.00	5,195,466,692.20	4,174,367,692.20	0.00	0.00	0.00	4,174,367,692.20	344,855,547.24	0.00	0.00	0.00	344,855,547.24
I. CONTINUING APPROPRIATIONS		5,195,466,692.20	0.00	5,195,466,692.20	4,174,367,692.20	0.00	0.00	0.00	4,174,367,692.20	344,855,547.24	0.00	0.00	0.00	344,855,547.24
I. Agency Specific Budget		5,195,466,692.20	0.00	5,195,466,692.20	4,174,367,692.20	0.00	0.00	0.00	4,174,367,692.20	344,855,547.24	0.00	0.00	0.00	344,855,547.24
Maintenance and Other Operating Expenses		3,686,136,877.67	0.00	3,686,136,877.67	3,465,396,877.67	0.00	0.00	0.00	3,465,396,877.67	296,694,764.24	0.00	0.00	0.00	296,694,764.24
Traveling Expenses	5020100000	36,662,665.43	(29,883,617.13)	6,779,048.30	35,662,665.43	(29,883,617.13)	0.00	0.00	5,779,048.30	779,048.30	0.00	0.00	0.00	779,048.30
Traveling Expenses - Local	5020101000	36,662,665.43	(29,883,617.13)	6,779,048.30	35,662,665.43	(29,883,617.13)	0.00	0.00	5,779,048.30	779,048.30	0.00	0.00	0.00	779,048.30
Training and Scholarship Expenses	5020200000	527,301,502.71	(516,502,846.23)	10,798,656.48	527,301,502.71	(516,502,846.23)	0.00	0.00	10,798,656.48	798,656.48	0.00	0.00	0.00	798,656.48
Training Expenses	5020201000	340,145,886.89	(329,428,248.41)	10,717,638.48	340,145,886.89	(329,428,248.41)	0.00	0.00	10,717,638.48	717,638.48	0.00	0.00	0.00	717,638.48
Training Expenses	5020201002	340,145,886.89	(329,428,248.41)	10,717,638.48	340,145,886.89	(329,428,248.41)	0.00	0.00	10,717,638.48	717,638.48	0.00	0.00	0.00	717,638.48
Scholarship Grants/Expenses	5020202000	187,155,615.82	(187,074,597.82)	81,018.00	187,155,615.82	(187,074,597.82)	0.00	0.00	81,018.00	81,018.00	0.00	0.00	0.00	81,018.00
Supplies and Materials Expenses	5020300000	600,309,407.00	(350,187,597.24)	250,121,809.76	595,309,407.00	(350,187,597.24)	0.00	0.00	245,121,809.76	235,440,873.81	0.00	0.00	0.00	235,440,873.81
Office Supplies Expenses	5020301000	104,910,729.08	(103,867,972.91)	1,042,756.17	104,910,729.08	(103,867,972.91)	0.00	0.00	1,042,756.17	1,042,756.17	0.00	0.00	0.00	1,042,756.17
ICT Office Supplies	5020301001	0.00	52,213.00	52,213.00	0.00	52,213.00	0.00	0.00	52,213.00	52,213.00	0.00	0.00	0.00	52,213.00
Office Supplies Expenses	5020301002	104,910,729.08	(103,920,185.91)	990,543.17	104,910,729.08	(103,920,185.91)	0.00	0.00	990,543.17	990,543.17	0.00	0.00	0.00	990,543.17
Drugs and Medicines Expenses	5020307000	0.00	60,965,998.34	60,965,998.34	0.00	60,965,998.34	0.00	0.00	60,965,998.34	60,965,998.34	0.00	0.00	0.00	60,965,998.34
Medical, Dental and Laboratory Supplies	5020308000	479,629,092.79	(308,047,628.12)	171,581,464.67	479,629,092.79	(308,047,628.12)	0.00	0.00	171,581,464.67	171,581,464.67	0.00	0.00	0.00	171,581,464.67
Fuel, Oil and Lubricants Expenses	5020309000	0.00	353,337.83	353,337.83	0.00	353,337.83	0.00	0.00	353,337.83	353,337.83	0.00	0.00	0.00	353,337.83
Semi-Expendable Machinery and Equipment	5020321000	0.00	871,650.95	871,650.95	0.00	871,650.95	0.00	0.00	871,650.95	871,650.95	0.00	0.00	0.00	871,650.95
Semi-Expendable Machinery and Equipment	5020321000	0.00	125,558.00	125,558.00	0.00	125,558.00	0.00	0.00	125,558.00	125,558.00	0.00	0.00	0.00	125,558.00
Office Equipment	5020321002	0.00	104,850.00	104,850.00	0.00	104,850.00	0.00	0.00	104,850.00	104,850.00	0.00	0.00	0.00	104,850.00
Information and Communications Technology	5020321003	0.00	461,542.95	461,542.95	0.00	461,542.95	0.00	0.00	461,542.95	461,542.95	0.00	0.00	0.00	461,542.95
Medical Equipment	5020321010	0.00	106,115.00	106,115.00	0.00	106,115.00	0.00	0.00	106,115.00	106,115.00	0.00	0.00	0.00	106,115.00
Sports Equipment	5020321012	0.00	28,812.00	28,812.00	0.00	28,812.00	0.00	0.00	28,812.00	28,812.00	0.00	0.00	0.00	28,812.00
Other Machinery and Equipment	5020321099	0.00	44,773.00	44,773.00	0.00	44,773.00	0.00	0.00	44,773.00	44,773.00	0.00	0.00	0.00	44,773.00
Semi-Expendable Furniture, Fixtures and Books	5020322000	0.00	371,913.55	371,913.55	0.00	371,913.55	0.00	0.00	371,913.55	371,913.55	0.00	0.00	0.00	371,913.55
Furniture and Fixtures	5020322001	0.00	358,413.55	358,413.55	0.00	358,413.55	0.00	0.00	358,413.55	358,413.55	0.00	0.00	0.00	358,413.55
Books	5020322002	0.00	13,500.00	13,500.00	0.00	13,500.00	0.00	0.00	13,500.00	13,500.00	0.00	0.00	0.00	13,500.00
Other Supplies and Materials Expenses	5020399000	15,769,585.13	(834,896.88)	14,934,688.25	10,769,585.13	(834,896.88)	0.00	0.00	9,934,688.25	253,752.30	0.00	0.00	0.00	253,752.30
Utility Expenses	5020400000	109,051,890.82	(104,533,849.30)	4,518,041.52	109,051,890.82	(104,533,849.30)	0.00	0.00	4,518,041.52	4,518,041.52	0.00	0.00	0.00	4,518,041.52
Water Expenses	5020401000	24,592,119.48	(24,367,422.16)	224,697.32	24,592,119.48	(24,367,422.16)	0.00	0.00	224,697.32	224,697.32	0.00	0.00	0.00	224,697.32
Electricity Expenses	5020402000	84,459,771.34	(80,166,427.14)	4,293,344.20	84,459,771.34	(80,166,427.14)	0.00	0.00	4,293,344.20	4,293,344.20	0.00	0.00	0.00	4,293,344.20
Communication Expenses	5020500000	123,129,174.76	(103,947,138.55)	19,182,036.21	118,129,174.76	(103,947,138.55)	0.00	0.00	14,182,036.21	14,102,036.21	0.00	0.00	0.00	14,102,036.21
Postage and Courier Services	5020501000	0.00	38,337.20	38,337.20	0.00	38,337.20	0.00	0.00	38,337.20	38,337.20	0.00	0.00	0.00	38,337.20
Telephone Expenses	5020502000	17,093,122.52	(16,522,066.45)	571,056.07	17,093,122.52	(16,522,066.45)	0.00	0.00	571,056.07	491,056.07	0.00	0.00	0.00	491,056.07
Mobile	5020502001	380,620.00	(89,731.19)	290,888.81	380,620.00	(89,731.19)	0.00	0.00	290,888.81	210,888.81	0.00	0.00	0.00	210,888.81
Landline	5020502002	16,712,502.52	(16,432,335.26)	280,167.26	16,712,502.52	(16,432,335.26)	0.00	0.00	280,167.26	280,167.26	0.00	0.00	0.00	280,167.26

SUMMARY OF APPROPRIATIONS, ALLOTMENTS, OBLIGATIONS, DISBURSEMENTS AND BALANCES BY OBJECT OF EXPENDITURES

As at the Quarter Ending March 31, 2023

Department: State Universities and Colleges (SUCs)
Agency/Entity: University of the Philippines System
Operating Unit: < not applicable >
Organization Code (UACS) : 08 008 0000000
Fund Cluster: 01 Regular Agency Fund

	Current Year Appropriations
	Supplemental Appropriations
X	Continuing Appropriations

(e.g. UACS Fund Cluster: 01-Regular Agency Fund, 02-Foreign Assisted Projects Fund, 03-Special Account-Locally Funded/Domestic Grants Fund, and 04-Special Account-Foreign Assisted/Foreign Grants Fund)

Particulars	UACS CODE	Appropriations			Allotments					Obligations				TOTAL
		Authorized Appropriations	Adjustments (Transfer To/From, Modifications/ Augmentations)	Adjusted Appropriations	Allotments Received	Adjustments (Reductions, Modifications/ Augmentations)	Transfer To	Transfer From	Adjusted Allotments	1st Quarter Ending March 31	2nd Quarter Ending June 30	3rd Quarter Ending Sept. 30	4th Quarter Ending Dec. 31	
1	2	3	4	5=(3+4)	6	7	8	9	10=[(6+(-)7)-8+9]	11	12	13	14	15=(11+12+13+14)
Internet Subscription Expenses	5020503000	106,036,052.24	(87,463,409.30)	18,572,642.94	101,036,052.24	(87,463,409.30)	0.00	0.00	13,572,642.94	13,572,642.94	0.00	0.00	0.00	13,572,642.94
Awards/Rewards and Prizes	5020600000	102,612,533.01	(102,447,105.59)	165,427.42	102,612,533.01	(102,447,105.59)	0.00	0.00	165,427.42	165,427.42	0.00	0.00	0.00	165,427.42
Awards/Rewards Expenses	5020601000	102,612,533.01	(102,447,105.59)	165,427.42	102,612,533.01	(102,447,105.59)	0.00	0.00	165,427.42	165,427.42	0.00	0.00	0.00	165,427.42
Awards/Rewards Expenses	5020601001	2,763,000.00	(2,597,572.58)	165,427.42	2,763,000.00	(2,597,572.58)	0.00	0.00	165,427.42	165,427.42	0.00	0.00	0.00	165,427.42
Rewards and Incentives	5020601002	99,849,533.01	(99,849,533.01)	0.00	99,849,533.01	(99,849,533.01)	0.00	0.00	0.00	0.00	0.00	0.00	0.00	0.00
Survey, Research, Exploration and Development	5020700000	40,867,836.04	(27,383,701.10)	13,484,134.94	40,867,836.04	(27,383,701.10)	0.00	0.00	13,484,134.94	832,179.37	0.00	0.00	0.00	832,179.37
Research, Exploration and Development	5020702000	40,867,836.04	(27,383,701.10)	13,484,134.94	40,867,836.04	(27,383,701.10)	0.00	0.00	13,484,134.94	832,179.37	0.00	0.00	0.00	832,179.37
Research, Exploration and Development	5020702002	40,867,836.04	(27,383,701.10)	13,484,134.94	40,867,836.04	(27,383,701.10)	0.00	0.00	13,484,134.94	832,179.37	0.00	0.00	0.00	832,179.37
Confidential, Intelligence and Extraordinary	5021000000	849,239.00	(849,239.00)	0.00	849,239.00	(849,239.00)	0.00	0.00	0.00	0.00	0.00	0.00	0.00	0.00
Extraordinary and Miscellaneous Expenses	5021003000	849,239.00	(849,239.00)	0.00	849,239.00	(849,239.00)	0.00	0.00	0.00	0.00	0.00	0.00	0.00	0.00
Professional Services	5021100000	100,000.00	1,120,212.07	1,220,212.07	100,000.00	1,120,212.07	0.00	0.00	1,220,212.07	1,120,212.07	0.00	0.00	0.00	1,120,212.07
Other Professional Services	5021199000	100,000.00	1,120,212.07	1,220,212.07	100,000.00	1,120,212.07	0.00	0.00	1,220,212.07	1,120,212.07	0.00	0.00	0.00	1,120,212.07
General Services	5021200000	120,279,709.50	(97,891,672.23)	22,388,037.27	120,279,709.50	(97,891,672.23)	0.00	0.00	22,388,037.27	22,388,037.27	0.00	0.00	0.00	22,388,037.27
Janitorial Services	5021202000	59,653,035.76	(57,716,155.99)	1,936,879.77	59,653,035.76	(57,716,155.99)	0.00	0.00	1,936,879.77	1,936,879.77	0.00	0.00	0.00	1,936,879.77
Security Services	5021203000	60,626,673.74	(54,442,873.74)	6,183,800.00	60,626,673.74	(54,442,873.74)	0.00	0.00	6,183,800.00	6,183,800.00	0.00	0.00	0.00	6,183,800.00
Other General Services	5021299000	0.00	14,267,357.50	14,267,357.50	0.00	14,267,357.50	0.00	0.00	14,267,357.50	14,267,357.50	0.00	0.00	0.00	14,267,357.50
Other General Services	5021299099	0.00	14,267,357.50	14,267,357.50	0.00	14,267,357.50	0.00	0.00	14,267,357.50	14,267,357.50	0.00	0.00	0.00	14,267,357.50
Repairs and Maintenance	5021300000	137,125,905.87	(89,562,448.17)	47,563,457.70	137,125,905.87	(89,562,448.17)	0.00	0.00	47,563,457.70	2,563,457.70	0.00	0.00	0.00	2,563,457.70
Repairs and Maintenance - Land Improvements	5021302000	0.00	1,164,998.00	1,164,998.00	0.00	1,164,998.00	0.00	0.00	1,164,998.00	1,164,998.00	0.00	0.00	0.00	1,164,998.00
Aquaculture Structures	5021302001	0.00	16,000.00	16,000.00	0.00	16,000.00	0.00	0.00	16,000.00	16,000.00	0.00	0.00	0.00	16,000.00
Other Land Improvements	5021302099	0.00	1,148,998.00	1,148,998.00	0.00	1,148,998.00	0.00	0.00	1,148,998.00	1,148,998.00	0.00	0.00	0.00	1,148,998.00
Repairs and Maintenance - Buildings and Other	5021304000	116,930,123.41	(71,125,022.91)	45,805,100.50	116,930,123.41	(71,125,022.91)	0.00	0.00	45,805,100.50	805,100.50	0.00	0.00	0.00	805,100.50
Buildings	5021304001	77,947,546.69	(32,149,546.19)	45,798,000.50	77,947,546.69	(32,149,546.19)	0.00	0.00	45,798,000.50	798,000.50	0.00	0.00	0.00	798,000.50
School Buildings	5021304002	38,982,576.72	(38,982,576.72)	0.00	38,982,576.72	(38,982,576.72)	0.00	0.00	0.00	0.00	0.00	0.00	0.00	0.00
Other Structures	5021304099	0.00	7,100.00	7,100.00	0.00	7,100.00	0.00	0.00	7,100.00	7,100.00	0.00	0.00	0.00	7,100.00
Repairs and Maintenance - Machinery and	5021305000	19,031,797.49	(18,985,297.49)	46,500.00	19,031,797.49	(18,985,297.49)	0.00	0.00	46,500.00	46,500.00	0.00	0.00	0.00	46,500.00
Office Equipment	5021305002	13,961,028.81	(13,915,978.81)	45,050.00	13,961,028.81	(13,915,978.81)	0.00	0.00	45,050.00	45,050.00	0.00	0.00	0.00	45,050.00
Information and Communication Technology	5021305003	0.00	1,450.00	1,450.00	0.00	1,450.00	0.00	0.00	1,450.00	1,450.00	0.00	0.00	0.00	1,450.00
Other Machinery and Equipment	5021305099	5,070,768.68	(5,070,768.68)	0.00	5,070,768.68	(5,070,768.68)	0.00	0.00	0.00	0.00	0.00	0.00	0.00	0.00
Repairs and Maintenance - Transportation	5021306000	1,163,984.97	(972,659.97)	191,325.00	1,163,984.97	(972,659.97)	0.00	0.00	191,325.00	191,325.00	0.00	0.00	0.00	191,325.00
Motor Vehicles	5021306001	1,163,984.97	(1,015,459.97)	148,525.00	1,163,984.97	(1,015,459.97)	0.00	0.00	148,525.00	148,525.00	0.00	0.00	0.00	148,525.00
Other Transportation Equipment	5021306099	0.00	42,800.00	42,800.00	0.00	42,800.00	0.00	0.00	42,800.00	42,800.00	0.00	0.00	0.00	42,800.00
Repairs and Maintenance - Other Property,	5021399000	0.00	355,534.20	355,534.20	0.00	355,534.20	0.00	0.00	355,534.20	355,534.20	0.00	0.00	0.00	355,534.20
Other Property, Plant and Equipment	5021399099	0.00	355,534.20	355,534.20	0.00	355,534.20	0.00	0.00	355,534.20	355,534.20	0.00	0.00	0.00	355,534.20
Financial Assistance/Subsidy	5021400000	1,536,075,000.00	(1,253,000.00)	1,534,822,000.00	1,536,075,000.00	(1,253,000.00)	0.00	0.00	1,534,822,000.00	0.00	0.00	0.00	0.00	0.00
Subsidies - Others	5021499000	1,536,075,000.00	(1,253,000.00)	1,534,822,000.00	1,536,075,000.00	(1,253,000.00)	0.00	0.00	1,534,822,000.00	0.00	0.00	0.00	0.00	0.00

SUMMARY OF APPROPRIATIONS, ALLOTMENTS, OBLIGATIONS, DISBURSEMENTS AND BALANCES BY OBJECT OF EXPENDITURES

As at the Quarter Ending March 31, 2023

Department: State Universities and Colleges (SUCs)
 Agency/Entity: University of the Philippines System
 Operating Unit: < not applicable >
 Organization Code (UACS) : 08 008 0000000
 Fund Cluster: 01 Regular Agency Fund

	Current Year Appropriations
	Supplemental Appropriations
X	Continuing Appropriations

(e.g. UACS Fund Cluster: 01-Regular Agency Fund, 02-Foreign Assisted Projects Fund, 03-Special Account-Locally Funded/Domestic Grants Fund, and 04-Special Account-Foreign Assisted/Foreign Grants Fund)

Particulars	UACS CODE	Appropriations			Allotments					Obligations				
		Authorized Appropriations	Adjustments (Transfer To/From, Modifications/ Augmentations)	Adjusted Appropriations	Allotments Received	Adjustments (Reductions, Modifications/ Augmentations)	Transfer To	Transfer From	Adjusted Allotments	1st Quarter Ending March 31	2nd Quarter Ending June 30	3rd Quarter Ending Sept. 30	4th Quarter Ending Dec. 31	TOTAL
1	2	3	4	5=(3+4)	6	7	8	9	10=[(6+(-)7)-8+9]	11	12	13	14	15=(11+12+13+14)
Taxes, Insurance Premiums and Other Fees	5021500000	9,524,330.89	(9,497,088.94)	27,241.95	9,524,330.89	(9,497,088.94)	0.00	0.00	27,241.95	27,241.95	0.00	0.00	0.00	27,241.95
Taxes, Duties and Licenses	5021501000	9,524,330.89	(9,511,621.44)	12,709.45	9,524,330.89	(9,511,621.44)	0.00	0.00	12,709.45	12,709.45	0.00	0.00	0.00	12,709.45
Taxes, Duties and Licenses	5021501001	9,524,330.89	(9,511,621.44)	12,709.45	9,524,330.89	(9,511,621.44)	0.00	0.00	12,709.45	12,709.45	0.00	0.00	0.00	12,709.45
Fidelity Bond Premiums	5021502000	0.00	13,882.50	13,882.50	0.00	13,882.50	0.00	0.00	13,882.50	13,882.50	0.00	0.00	0.00	13,882.50
Insurance Expenses	5021503000	0.00	650.00	650.00	0.00	650.00	0.00	0.00	650.00	650.00	0.00	0.00	0.00	650.00
Other Maintenance and Operating Expenses	5029900000	342,247,682.64	1,432,819,091.41	1,775,066,774.05	132,507,682.64	1,432,819,091.41	0.00	0.00	1,565,326,774.05	13,959,552.14	0.00	0.00	0.00	13,959,552.14
Advertising Expenses	5029901000	199,314.00	(37,145.00)	162,169.00	199,314.00	(37,145.00)	0.00	0.00	162,169.00	162,169.00	0.00	0.00	0.00	162,169.00
Printing and Publication Expenses	5029902000	3,497,368.14	(2,691,535.64)	805,832.50	3,497,368.14	(2,691,535.64)	0.00	0.00	805,832.50	525,832.50	0.00	0.00	0.00	525,832.50
Representation Expenses	5029903000	396,062.62	1,213,013.52	1,609,076.14	396,062.62	1,213,013.52	0.00	0.00	1,609,076.14	1,429,076.14	0.00	0.00	0.00	1,429,076.14
Transportation and Delivery Expenses	5029904000	1,626,534.46	(1,605,120.47)	21,413.99	1,626,534.46	(1,605,120.47)	0.00	0.00	21,413.99	21,413.99	0.00	0.00	0.00	21,413.99
Rent/Lease Expenses	5029905000	11,901,479.77	(10,101,454.71)	1,800,025.06	10,901,479.77	(10,101,454.71)	0.00	0.00	800,025.06	800,025.06	0.00	0.00	0.00	800,025.06
Rents - Building and Structures	5029905001	1,000,000.00	2,500.00	2,500.00	0.00	2,500.00	0.00	0.00	2,500.00	2,500.00	0.00	0.00	0.00	2,500.00
Rents - Land	5029905002	0.00	67,500.00	67,500.00	0.00	67,500.00	0.00	0.00	67,500.00	67,500.00	0.00	0.00	0.00	67,500.00
Rents - Motor Vehicles	5029905003	6,000,000.00	(5,881,055.00)	118,945.00	6,000,000.00	(5,881,055.00)	0.00	0.00	118,945.00	118,945.00	0.00	0.00	0.00	118,945.00
Rents - Equipment	5029905004	227,837.45	48,028.17	275,865.62	227,837.45	48,028.17	0.00	0.00	275,865.62	275,865.62	0.00	0.00	0.00	275,865.62
Rents - Living Quarters	5029905005	4,673,642.32	(4,633,427.88)	40,214.44	4,673,642.32	(4,633,427.88)	0.00	0.00	40,214.44	40,214.44	0.00	0.00	0.00	40,214.44
Rents - ICT Machinery and Equipment	5029905008	0.00	295,000.00	295,000.00	0.00	295,000.00	0.00	0.00	295,000.00	295,000.00	0.00	0.00	0.00	295,000.00
Membership Dues and Contributions to	5029906000	1,537,078.33	(1,425,681.20)	111,397.13	1,537,078.33	(1,425,681.20)	0.00	0.00	111,397.13	111,397.13	0.00	0.00	0.00	111,397.13
Subscription Expenses	5029907000	9,096,212.94	(5,960,874.13)	3,135,338.81	8,096,212.94	(5,960,874.13)	0.00	0.00	2,135,338.81	2,135,338.81	0.00	0.00	0.00	2,135,338.81
ICT Software Subscription	5029907001	0.00	1,025,166.86	1,025,166.86	0.00	1,025,166.86	0.00	0.00	1,025,166.86	1,025,166.86	0.00	0.00	0.00	1,025,166.86
Data Center Service	5029907002	0.00	306,805.95	306,805.95	0.00	306,805.95	0.00	0.00	306,805.95	306,805.95	0.00	0.00	0.00	306,805.95
Cloud Computing Service	5029907003	0.00	800,000.00	800,000.00	0.00	800,000.00	0.00	0.00	800,000.00	800,000.00	0.00	0.00	0.00	800,000.00
Library and Other Reading Materials	5029907004	0.00	3,366.00	3,366.00	0.00	3,366.00	0.00	0.00	3,366.00	3,366.00	0.00	0.00	0.00	3,366.00
Other Subscription Expenses	5029907099	9,096,212.94	(8,096,212.94)	1,000,000.00	8,096,212.94	(8,096,212.94)	0.00	0.00	0.00	0.00	0.00	0.00	0.00	0.00
Donations	5029908000	21,457,000.00	(21,457,000.00)	0.00	21,457,000.00	(21,457,000.00)	0.00	0.00	0.00	0.00	0.00	0.00	0.00	0.00
Bank Transaction Fee	5029922000	0.00	1,656.69	1,656.69	0.00	1,656.69	0.00	0.00	1,656.69	1,656.69	0.00	0.00	0.00	1,656.69
Other Maintenance and Operating Expenses	5029999000	292,536,632.38	1,474,883,232.35	1,767,419,864.73	84,796,632.38	1,474,883,232.35	0.00	0.00	1,559,679,864.73	8,772,642.82	0.00	0.00	0.00	8,772,642.82
Other Maintenance and Operating Expenses	5029999099	292,536,632.38	1,474,883,232.35	1,767,419,864.73	84,796,632.38	1,474,883,232.35	0.00	0.00	1,559,679,864.73	8,772,642.82	0.00	0.00	0.00	8,772,642.82
Capital Outlays		1,509,329,814.53	0.00	1,509,329,814.53	708,970,814.53	0.00	0.00	0.00	708,970,814.53	48,160,783.00	0.00	0.00	0.00	48,160,783.00
Property, Plant and Equipment Outlay	5060400000	1,509,329,814.53	0.00	1,509,329,814.53	708,970,814.53	0.00	0.00	0.00	708,970,814.53	48,160,783.00	0.00	0.00	0.00	48,160,783.00
Buildings and Other Structures	5060404000	941,093,664.53	0.00	941,093,664.53	261,093,664.53	0.00	0.00	0.00	261,093,664.53	0.00	0.00	0.00	0.00	0.00
Buildings	5060404001	579,030,534.44	0.00	579,030,534.44	167,030,534.44	0.00	0.00	0.00	167,030,534.44	0.00	0.00	0.00	0.00	0.00
School Buildings	5060404002	189,063,130.09	0.00	189,063,130.09	54,063,130.09	0.00	0.00	0.00	54,063,130.09	0.00	0.00	0.00	0.00	0.00
Hospitals and Health Centers	5060404003	3,000,000.00	0.00	3,000,000.00	0.00	0.00	0.00	0.00	0.00	0.00	0.00	0.00	0.00	0.00
Hostels and Dormitories	5060404006	170,000,000.00	0.00	170,000,000.00	40,000,000.00	0.00	0.00	0.00	40,000,000.00	0.00	0.00	0.00	0.00	0.00
Machinery and Equipment Outlay	5060405000	527,796,150.00	0.00	527,796,150.00	407,437,150.00	0.00	0.00	0.00	407,437,150.00	48,160,783.00	0.00	0.00	0.00	48,160,783.00

SUMMARY OF APPROPRIATIONS, ALLOTMENTS, OBLIGATIONS, DISBURSEMENTS AND BALANCES BY OBJECT OF EXPENDITURES


As at the Quarter Ending March 31, 2023


Department: State Universities and Colleges (SUCs)
 Agency/Entity: University of the Philippines System
 Operating Unit: < not applicable >
 Organization Code (UACS) : 08 008 0000000
 Fund Cluster: 01 Regular Agency Fund

	Current Year Appropriations
	Supplemental Appropriations
X	Continuing Appropriations

(e.g. UACS Fund Cluster: 01-Regular Agency Fund, 02-Foreign Assisted Projects Fund, 03-Special Account-Locally Funded/Domestic Grants Fund, and 04-Special Account-Foreign Assisted/Foreign Grants Fund)

Particulars	UACS CODE	Appropriations			Allotments					Obligations				
		Authorized Appropriations	Adjustments (Transfer To/From, Modifications/ Augmentations)	Adjusted Appropriations	Allotments Received	Adjustments (Reductions, Modifications/ Augmentations)	Transfer To	Transfer From	Adjusted Allotments	1st Quarter Ending March 31	2nd Quarter Ending June 30	3rd Quarter Ending Sept. 30	4th Quarter Ending Dec. 31	TOTAL
1	2	3	4	5=(3+4)	6	7	8	9	10=[(6+(-)7)-8+9]	11	12	13	14	15=(11+12+13+14)
Information and Communication Technology	5060405003	119,550,000.00	0.00	119,550,000.00	119,550,000.00	0.00	0.00	0.00	119,550,000.00	0.00	0.00	0.00	0.00	0.00
Medical Equipment	5060405011	248,920,461.00	0.00	248,920,461.00	176,561,461.00	0.00	0.00	0.00	176,561,461.00	42,644,826.00	0.00	0.00	0.00	42,644,826.00
Technical and Scientific Equipment	5060405014	21,175,689.00	0.00	21,175,689.00	21,175,689.00	0.00	0.00	0.00	21,175,689.00	5,515,957.00	0.00	0.00	0.00	5,515,957.00
Other Machinery and Equipment	5060405099	138,150,000.00	0.00	138,150,000.00	90,150,000.00	0.00	0.00	0.00	90,150,000.00	0.00	0.00	0.00	0.00	0.00
Transportation Equipment Outlay	5060406000	40,000,000.00	0.00	40,000,000.00	40,000,000.00	0.00	0.00	0.00	40,000,000.00	0.00	0.00	0.00	0.00	0.00
Motor Vehicles	5060406001	40,000,000.00	0.00	40,000,000.00	40,000,000.00	0.00	0.00	0.00	40,000,000.00	0.00	0.00	0.00	0.00	0.00
Furniture, Fixtures and Books Outlay	5060407000	440,000.00	0.00	440,000.00	440,000.00	0.00	0.00	0.00	440,000.00	0.00	0.00	0.00	0.00	0.00
Furniture and Fixtures	5060407001	440,000.00	0.00	440,000.00	440,000.00	0.00	0.00	0.00	440,000.00	0.00	0.00	0.00	0.00	0.00
GRAND TOTAL		5,195,466,692.20	0.00	5,195,466,692.20	4,174,367,692.20	0.00	0.00	0.00	4,174,367,692.20	344,855,547.24	0.00	0.00	0.00	344,855,547.24

Certified Correct:

ARSENIO R. PAGADOR JR.
 BUDGET OFFICER V

Certified Correct:

SUSAN C. SANCHEZ
 DIRECTOR II/CHIEF ACCOUNTANT

Recommending Approval:

NOREEN P. ESCULTURA
 DIRECTOR IV

Approved By:

IRYNN Y. BALWORES
 VICE-PRESIDENT FOR PLANNING AND FINANCE

SUMMARY

Department: State Universities and C
 Agency/Entity: University of the Philipp
 Operating Unit: < not applicable >
 Organization Code (UACS) : 08 008 0000000
 Fund Cluster: 01 Regular Agency Fun
 (e.g. UACS Fund Cluste

Particulars	UACS CODE	Disbursements					Balances			
		1st Quarter Ending March 31	2nd Quarter Ending June 30	3rd Quarter Ending Sept. 30	4th Quarter Ending Dec. 31	TOTAL	Unreleased Appropriations	Unobligated Allotments	Unpaid Obligations (15-20)=(23+24)	
		16	17	18	19	20=(16+17+18+19)			21=(5-10)	22=(10-15)
1	2	16	17	18	19	20=(16+17+18+19)	21=(5-10)	22=(10-15)	23	24
SUMMARY		62,057,162.73	0.00	0.00	0.00	62,057,162.73	1,021,099,000.00	3,829,512,144.96	5,876,532.00	276,921,852.51
I. CONTINUING APPROPRIATIONS		62,057,162.73	0.00	0.00	0.00	62,057,162.73	1,021,099,000.00	3,829,512,144.96	5,876,532.00	276,921,852.51
I. Agency Specific Budget		62,057,162.73	0.00	0.00	0.00	62,057,162.73	1,021,099,000.00	3,829,512,144.96	5,876,532.00	276,921,852.51
Maintenance and Other Operating Expenses		62,057,162.73	0.00	0.00	0.00	62,057,162.73	220,740,000.00	3,168,702,113.43	360,575.00	234,277,026.51
Traveling Expenses	5020100000	617,744.72	0.00	0.00	0.00	617,744.72	1,000,000.00	5,000,000.00	0.00	161,303.58
Traveling Expenses - Local	5020101000	617,744.72	0.00	0.00	0.00	617,744.72	1,000,000.00	5,000,000.00	0.00	161,303.58
Training and Scholarship Expenses	5020200000	709,209.87	0.00	0.00	0.00	709,209.87	0.00	10,000,000.00	0.00	89,446.61
Training Expenses	5020201000	628,191.87	0.00	0.00	0.00	628,191.87	0.00	10,000,000.00	0.00	89,446.61
Training Expenses	5020201002	628,191.87	0.00	0.00	0.00	628,191.87	0.00	10,000,000.00	0.00	89,446.61
Scholarship Grants/Expenses	5020202000	81,018.00	0.00	0.00	0.00	81,018.00	0.00	0.00	0.00	0.00
Supplies and Materials Expenses	5020300000	7,997,877.26	0.00	0.00	0.00	7,997,877.26	5,000,000.00	9,680,935.95	219,975.00	227,223,021.55
Office Supplies Expenses	5020301000	929,655.23	0.00	0.00	0.00	929,655.23	0.00	0.00	0.00	113,100.94
ICT Office Supplies	5020301001	41,408.00	0.00	0.00	0.00	41,408.00	0.00	0.00	0.00	10,805.00
Office Supplies Expenses	5020301002	888,247.23	0.00	0.00	0.00	888,247.23	0.00	0.00	0.00	102,295.94
Drugs and Medicines Expenses	5020307000	565,800.00	0.00	0.00	0.00	565,800.00	0.00	0.00	0.00	60,400,198.34
Medical, Dental and Laboratory Supplies	5020308000	5,410,926.00	0.00	0.00	0.00	5,410,926.00	0.00	0.00	0.00	166,170,538.67
Fuel, Oil and Lubricants Expenses	5020309000	323,148.83	0.00	0.00	0.00	323,148.83	0.00	0.00	0.00	30,189.00
Semi-Expendable Machinery and Equipment	5020321000	473,257.95	0.00	0.00	0.00	473,257.95	0.00	0.00	219,975.00	178,418.00
Semi-Expendable Machinery and Equipment	5020321000	75,503.00	0.00	0.00	0.00	75,503.00	0.00	0.00	0.00	50,055.00
Office Equipment	5020321002	97,500.00	0.00	0.00	0.00	97,500.00	0.00	0.00	0.00	7,350.00
Information and Communications Technology	5020321003	237,617.95	0.00	0.00	0.00	237,617.95	0.00	0.00	219,975.00	3,950.00
Medical Equipment	5020321010	0.00	0.00	0.00	0.00	0.00	0.00	0.00	0.00	106,115.00
Sports Equipment	5020321012	28,212.00	0.00	0.00	0.00	28,212.00	0.00	0.00	0.00	600.00
Other Machinery and Equipment	5020321099	34,425.00	0.00	0.00	0.00	34,425.00	0.00	0.00	0.00	10,348.00
Semi-Expendable Furniture, Fixtures and Books	5020322000	102,161.00	0.00	0.00	0.00	102,161.00	0.00	0.00	0.00	269,752.55
Furniture and Fixtures	5020322001	88,661.00	0.00	0.00	0.00	88,661.00	0.00	0.00	0.00	269,752.55
Books	5020322002	13,500.00	0.00	0.00	0.00	13,500.00	0.00	0.00	0.00	0.00
Other Supplies and Materials Expenses	5020390000	192,928.25	0.00	0.00	0.00	192,928.25	5,000,000.00	9,680,935.95	0.00	60,824.05
Utility Expenses	5020400000	4,518,041.52	0.00	0.00	0.00	4,518,041.52	0.00	0.00	0.00	0.00
Water Expenses	5020401000	224,697.32	0.00	0.00	0.00	224,697.32	0.00	0.00	0.00	0.00
Electricity Expenses	5020402000	4,293,344.20	0.00	0.00	0.00	4,293,344.20	0.00	0.00	0.00	0.00
Communication Expenses	5020500000	14,101,047.21	0.00	0.00	0.00	14,101,047.21	5,000,000.00	80,000.00	0.00	989.00
Postage and Courier Services	5020501000	37,945.20	0.00	0.00	0.00	37,945.20	0.00	0.00	0.00	392.00
Telephone Expenses	5020502000	490,459.07	0.00	0.00	0.00	490,459.07	0.00	80,000.00	0.00	597.00
Mobile	5020502001	210,291.81	0.00	0.00	0.00	210,291.81	0.00	80,000.00	0.00	597.00
Landline	5020502002	280,167.26	0.00	0.00	0.00	280,167.26	0.00	0.00	0.00	0.00

SUMMARY

Department: State Universities and C
 Agency/Entity: University of the Philipp
 Operating Unit: < not applicable >
 Organization Code (UACS) : 08 008 0000000
 Fund Cluster: 01 Regular Agency Fun
 (e.g. UACS Fund Cluste

Particulars	UACS CODE	Disbursements					Balances			
		1st Quarter Ending March 31	2nd Quarter Ending June 30	3rd Quarter Ending Sept. 30	4th Quarter Ending Dec. 31	TOTAL	Unreleased Appropriations	Unobligated Allotments	Unpaid Obligations (15-20)=(23+24)	
		16	17	18	19	20=(16+17+18+19)			21=(5-10)	22=(10-15)
1	2	16	17	18	19	20=(16+17+18+19)	21=(5-10)	22=(10-15)	23	24
Internet Subscription Expenses	5020503000	13,572,642.94	0.00	0.00	0.00	13,572,642.94	5,000,000.00	0.00	0.00	0.00
Awards/Rewards and Prizes	5020600000	142,788.22	0.00	0.00	0.00	142,788.22	0.00	0.00	0.00	22,639.20
Awards/Rewards Expenses	5020601000	142,788.22	0.00	0.00	0.00	142,788.22	0.00	0.00	0.00	22,639.20
Awards/Rewards Expenses	5020601001	142,788.22	0.00	0.00	0.00	142,788.22	0.00	0.00	0.00	22,639.20
Rewards and Incentives	5020601002	0.00	0.00	0.00	0.00	0.00	0.00	0.00	0.00	0.00
Survey, Research, Exploration and Development	5020700000	686,537.87	0.00	0.00	0.00	686,537.87	0.00	12,651,955.57	133,110.00	12,531.50
Research, Exploration and Development	5020702000	686,537.87	0.00	0.00	0.00	686,537.87	0.00	12,651,955.57	133,110.00	12,531.50
Research, Exploration and Development	5020702002	686,537.87	0.00	0.00	0.00	686,537.87	0.00	12,651,955.57	133,110.00	12,531.50
Confidential, Intelligence and Extraordinary	5021000000	0.00	0.00	0.00	0.00	0.00	0.00	0.00	0.00	0.00
Extraordinary and Miscellaneous Expenses	5021003000	0.00	0.00	0.00	0.00	0.00	0.00	0.00	0.00	0.00
Professional Services	5021100000	1,111,216.07	0.00	0.00	0.00	1,111,216.07	0.00	100,000.00	0.00	8,996.00
Other Professional Services	5021199000	1,111,216.07	0.00	0.00	0.00	1,111,216.07	0.00	100,000.00	0.00	8,996.00
General Services	5021200000	21,259,279.37	0.00	0.00	0.00	21,259,279.37	0.00	0.00	0.00	1,128,757.90
Janitorial Services	5021202000	1,870,348.25	0.00	0.00	0.00	1,870,348.25	0.00	0.00	0.00	66,531.52
Security Services	5021203000	5,793,942.75	0.00	0.00	0.00	5,793,942.75	0.00	0.00	0.00	389,857.25
Other General Services	5021299000	13,594,988.37	0.00	0.00	0.00	13,594,988.37	0.00	0.00	0.00	672,369.13
Other General Services	5021299099	13,594,988.37	0.00	0.00	0.00	13,594,988.37	0.00	0.00	0.00	672,369.13
Repairs and Maintenance	5021300000	271,125.50	0.00	0.00	0.00	271,125.50	0.00	45,000,000.00	0.00	2,292,332.20
Repairs and Maintenance - Land Improvements	5021302000	16,000.00	0.00	0.00	0.00	16,000.00	0.00	0.00	0.00	1,148,998.00
Aquaculture Structures	5021302001	16,000.00	0.00	0.00	0.00	16,000.00	0.00	0.00	0.00	0.00
Other Land Improvements	5021302099	0.00	0.00	0.00	0.00	0.00	0.00	0.00	0.00	1,148,998.00
Repairs and Maintenance - Buildings and Other	5021304000	78,600.50	0.00	0.00	0.00	78,600.50	0.00	45,000,000.00	0.00	726,500.00
Buildings	5021304001	78,600.50	0.00	0.00	0.00	78,600.50	0.00	45,000,000.00	0.00	719,400.00
School Buildings	5021304002	0.00	0.00	0.00	0.00	0.00	0.00	0.00	0.00	0.00
Other Structures	5021304099	0.00	0.00	0.00	0.00	0.00	0.00	0.00	0.00	7,100.00
Repairs and Maintenance - Machinery and	5021305000	28,100.00	0.00	0.00	0.00	28,100.00	0.00	0.00	0.00	18,400.00
Office Equipment	5021305002	26,650.00	0.00	0.00	0.00	26,650.00	0.00	0.00	0.00	18,400.00
Information and Communication Technology	5021305003	1,450.00	0.00	0.00	0.00	1,450.00	0.00	0.00	0.00	0.00
Other Machinery and Equipment	5021305099	0.00	0.00	0.00	0.00	0.00	0.00	0.00	0.00	0.00
Repairs and Maintenance - Transportation	5021306000	148,425.00	0.00	0.00	0.00	148,425.00	0.00	0.00	0.00	42,900.00
Motor Vehicles	5021306001	105,625.00	0.00	0.00	0.00	105,625.00	0.00	0.00	0.00	42,900.00
Other Transportation Equipment	5021306099	42,800.00	0.00	0.00	0.00	42,800.00	0.00	0.00	0.00	0.00
Repairs and Maintenance - Other Property,	5021399000	0.00	0.00	0.00	0.00	0.00	0.00	0.00	0.00	355,534.20
Other Property, Plant and Equipment	5021399099	0.00	0.00	0.00	0.00	0.00	0.00	0.00	0.00	355,534.20
Financial Assistance/Subsidy	5021400000	0.00	0.00	0.00	0.00	0.00	0.00	1,534,822,000.00	0.00	0.00
Subsidies - Others	5021499000	0.00	0.00	0.00	0.00	0.00	0.00	1,534,822,000.00	0.00	0.00

SUMMARY

Department: State Universities and C
Agency/Entity: University of the Philipp
Operating Unit: < not applicable >
Organization Code (UACS) : 08 008 0000000
Fund Cluster: 01 Regular Agency Fun
 (e.g. UACS Fund Cluste

Particulars	UACS CODE	Disbursements					Balances				
		1st Quarter Ending March 31	2nd Quarter Ending June 30	3rd Quarter Ending Sept. 30	4th Quarter Ending Dec. 31	TOTAL	Unreleased Appropriations	Unobligated Allotments	Unpaid Obligations (15-20)=(23+24)		
		16	17	18	19	20=(16+17+18+19)	21=(5-10)	22=(10-15)	23	24	
Taxes, Insurance Premiums and Other Fees	502150000	25,601.70	0.00	0.00	0.00	25,601.70	0.00	0.00	0.00	1,640.25	
Taxes, Duties and Licenses	502150100	11,719.20	0.00	0.00	0.00	11,719.20	0.00	0.00	0.00	990.25	
Taxes, Duties and Licenses	502150101	11,719.20	0.00	0.00	0.00	11,719.20	0.00	0.00	0.00	990.25	
Fidelity Bond Premiums	502150200	13,882.50	0.00	0.00	0.00	13,882.50	0.00	0.00	0.00	0.00	
Insurance Expenses	502150300	0.00	0.00	0.00	0.00	0.00	0.00	0.00	0.00	650.00	
Other Maintenance and Operating Expenses	502990000	10,616,693.42	0.00	0.00	0.00	10,616,693.42	209,740,000.00	1,551,367,221.91	7,490.00	3,335,368.72	
Advertising Expenses	502990100	13,729.00	0.00	0.00	0.00	13,729.00	0.00	0.00	0.00	148,440.00	
Printing and Publication Expenses	502990200	228,122.50	0.00	0.00	0.00	228,122.50	0.00	280,000.00	0.00	297,710.00	
Representation Expenses	502990300	1,301,460.84	0.00	0.00	0.00	1,301,460.84	0.00	180,000.00	0.00	127,615.30	
Transportation and Delivery Expenses	502990400	21,073.99	0.00	0.00	0.00	21,073.99	0.00	0.00	0.00	340.00	
Rent/Lease Expenses	502990500	631,477.49	0.00	0.00	0.00	631,477.49	1,000,000.00	0.00	0.00	168,547.57	
Rents - Building and Structures	502990501	2,500.00	0.00	0.00	0.00	2,500.00	1,000,000.00	0.00	0.00	0.00	
Rents - Land	502990502	67,500.00	0.00	0.00	0.00	67,500.00	0.00	0.00	0.00	0.00	
Rents - Motor Vehicles	502990503	39,300.00	0.00	0.00	0.00	39,300.00	0.00	0.00	0.00	79,645.00	
Rents - Equipment	502990504	207,650.05	0.00	0.00	0.00	207,650.05	0.00	0.00	0.00	68,215.57	
Rents - Living Quarters	502990505	19,527.44	0.00	0.00	0.00	19,527.44	0.00	0.00	0.00	20,687.00	
Rents - ICT Machinery and Equipment	502990508	295,000.00	0.00	0.00	0.00	295,000.00	0.00	0.00	0.00	0.00	
Membership Dues and Contributions to	502990600	111,397.13	0.00	0.00	0.00	111,397.13	0.00	0.00	0.00	0.00	
Subscription Expenses	502990700	646,777.14	0.00	0.00	0.00	646,777.14	1,000,000.00	0.00	0.00	1,488,561.67	
ICT Software Subscription	502990701	624,990.86	0.00	0.00	0.00	624,990.86	0.00	0.00	0.00	400,176.00	
Data Center Service	502990702	18,420.28	0.00	0.00	0.00	18,420.28	0.00	0.00	0.00	288,385.67	
Cloud Computing Service	502990703	0.00	0.00	0.00	0.00	0.00	0.00	0.00	0.00	800,000.00	
Library and Other Reading Materials	502990704	3,366.00	0.00	0.00	0.00	3,366.00	0.00	0.00	0.00	0.00	
Other Subscription Expenses	502990709	0.00	0.00	0.00	0.00	0.00	1,000,000.00	0.00	0.00	0.00	
Donations	502990800	0.00	0.00	0.00	0.00	0.00	0.00	0.00	0.00	0.00	
Bank Transaction Fee	502992200	0.00	0.00	0.00	0.00	0.00	0.00	0.00	0.00	1,656.69	
Other Maintenance and Operating Expenses	502999900	7,662,655.33	0.00	0.00	0.00	7,662,655.33	207,740,000.00	1,550,907,221.91	7,490.00	1,102,497.49	
Other Maintenance and Operating Expenses	502999909	7,662,655.33	0.00	0.00	0.00	7,662,655.33	207,740,000.00	1,550,907,221.91	7,490.00	1,102,497.49	
Capital Outlays		0.00	0.00	0.00	0.00	0.00	800,359,000.00	660,810,031.53	5,515,957.00	42,644,826.00	
Property, Plant and Equipment Outlay	506040000	0.00	0.00	0.00	0.00	0.00	800,359,000.00	660,810,031.53	5,515,957.00	42,644,826.00	
Buildings and Other Structures	506040400	0.00	0.00	0.00	0.00	0.00	680,000,000.00	261,093,664.53	0.00	0.00	
Buildings	506040401	0.00	0.00	0.00	0.00	0.00	412,000,000.00	167,030,534.44	0.00	0.00	
School Buildings	506040402	0.00	0.00	0.00	0.00	0.00	135,000,000.00	54,063,130.09	0.00	0.00	
Hospitals and Health Centers	506040403	0.00	0.00	0.00	0.00	0.00	3,000,000.00	0.00	0.00	0.00	
Hostels and Dormitories	506040406	0.00	0.00	0.00	0.00	0.00	130,000,000.00	40,000,000.00	0.00	0.00	
Machinery and Equipment Outlay	506040500	0.00	0.00	0.00	0.00	0.00	120,359,000.00	359,276,367.00	5,515,957.00	42,644,826.00	

SUMMARY

Department: State Universities and C
Agency/Entity: University of the Philipp
Operating Unit: < not applicable >
Organization Code (UACS) : 08 008 0000000
Fund Cluster: 01 Regular Agency Fun
 (e.g. UACS Fund Cluste

Particulars	UACS CODE	Disbursements					Balances				
		1st Quarter Ending March 31	2nd Quarter Ending June 30	3rd Quarter Ending Sept. 30	4th Quarter Ending Dec. 31	TOTAL	Unreleased Appropriations	Unobligated Allotments	Unpaid Obligations (15-20)=(23+24)		
		16	17	18	19	20=(16+17+18+19)	21=(5-10)	22=(10-15)	Due and Demandable	Not Yet Due and Demandable	
1	2	16	17	18	19	20=(16+17+18+19)	21=(5-10)	22=(10-15)	23	24	
Information and Communication Technology	5060405003	0.00	0.00	0.00	0.00	0.00	0.00	119,550,000.00	0.00	0.00	
Medical Equipment	5060405011	0.00	0.00	0.00	0.00	0.00	72,359,000.00	133,916,635.00	0.00	42,644,826.00	
Technical and Scientific Equipment	5060405014	0.00	0.00	0.00	0.00	0.00	0.00	15,659,732.00	5,515,957.00	0.00	
Other Machinery and Equipment	5060405099	0.00	0.00	0.00	0.00	0.00	48,000,000.00	90,150,000.00	0.00	0.00	
Transportation Equipment Outlay	5060406000	0.00	0.00	0.00	0.00	0.00	0.00	40,000,000.00	0.00	0.00	
Motor Vehicles	5060406001	0.00	0.00	0.00	0.00	0.00	0.00	40,000,000.00	0.00	0.00	
Furniture, Fixtures and Books Outlay	5060407000	0.00	0.00	0.00	0.00	0.00	0.00	440,000.00	0.00	0.00	
Furniture and Fixtures	5060407001	0.00	0.00	0.00	0.00	0.00	0.00	440,000.00	0.00	0.00	
GRAND TOTAL		62,057,162.73	0.00	0.00	0.00	62,057,162.73	1,021,099,000.00	3,829,512,144.96	5,876,532.00	276,921,852.51	